

First Release

Year: LX.

Zagreb, 14 July 2023

OBR-2023-3-1

ISSN 1334-0557



BOARDING HOMES FOR PUPILS AND STUDENTS, 2022/2023 SCHOOL/ACADEMIC YEAR

Boarding homes for pupils

In the 2022/2023 school year, there were 58 active boarding homes for pupils that accommodated 7 473 beneficiaries.

Out of the total number beneficiaries in boarding homes, 90.4% attended upper secondary schools and 9.6% institutions of higher education. The share of female pupils and students was 59.5%.

Out of the total number of persons in employment, 28.3% were educational teachers 7.7% medical and other professional staff, and 64.0% administrative and other staff. The share of women was 73.0%.

Boarding homes for students

In the 2022/2023 academic year, there were 24 active students' boarding homes.

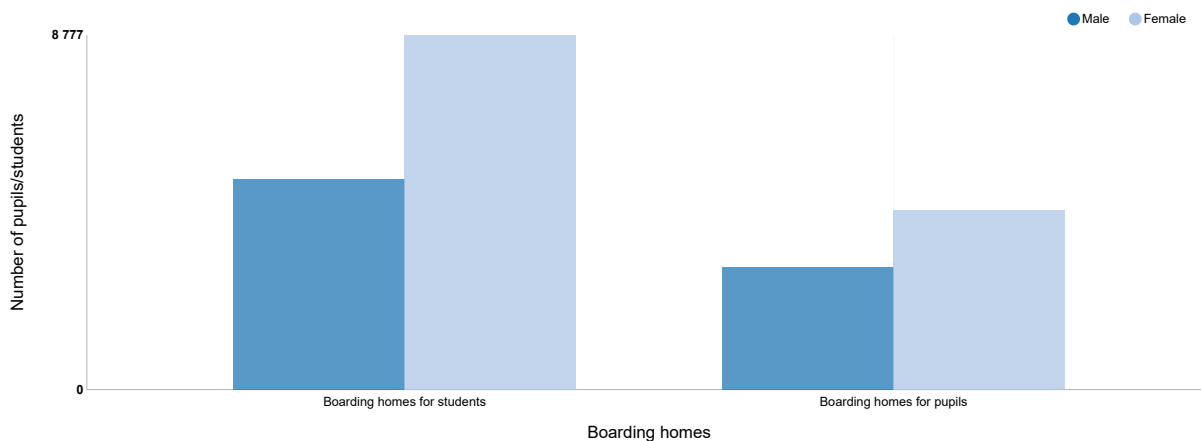
In the 2022/2023 academic year, there were 13 986 students placed in students' boarding homes, while the number of students who were not admitted due to full capacity amounted to 4 673. The share of female students was 62.8%.

In the 2022/2023 academic year, 539 persons were employed in students' boarding homes. The share of women was 71.1%.

1 PUPILS AND STUDENTS, BENEFICIARIES OF PUPILS'/STUDENTS' BOARDING HOMES, BY EDUCATIONAL INSTITUTION THEY ATTENDED AND BY SEX, 2022/2023 SCHOOL/ACADEMIC YEAR

	Beneficiaries			Institution they attended		Number of pupils/students not placed to boarding home due to full occupancy
	Total	Male	Female	Upper secondary school	Institution of higher education	
Total	21 459	8 234	13 225	6 754	14 700	5 237
Boarding homes for pupils	7 473	3 025	4 448	6 754	714	564
Boarding homes for students	13 986	5 209	8 777	-	13 986	4 673

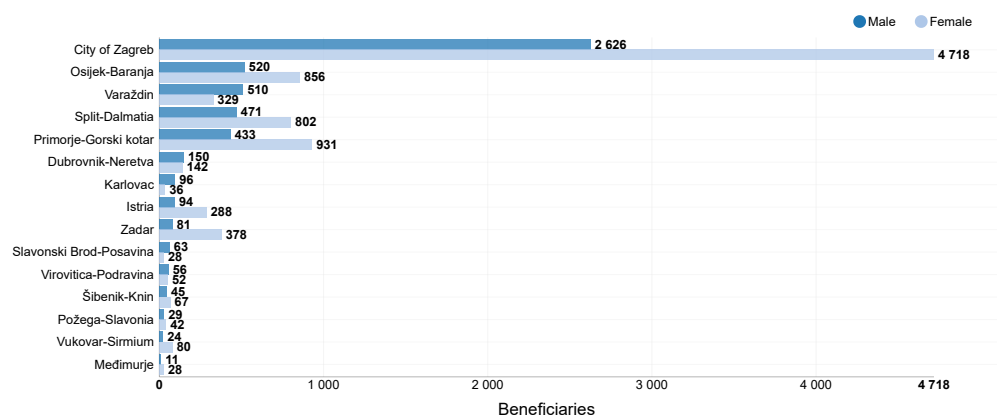
G-1 PUPILS/STUDENTS PLACED IN BOARDING HOMES, BY SEX, 2022/2023 SCHOOL/ACADEMIC YEAR



2 STUDENTS' BOARDING HOMES, BENEFICIAIRES AND PERSONS IN EMPLOYMENT, BY COUNTIES AND BY SEX, 2022/2023 ACADEMIC YEAR

	Boarding homes	Beneficiaries			Persons in employment		
		Total	Male	Female	Total	Male	Female
Republic of Croatia	24	13 986	5 209	8 777	539	156	383
Karlovac	1	132	96	36	10	4	6
Varaždin	1	839	510	329	19	6	13
Primorje-Gorski kotar	2	1 364	433	931	23	1	22
Virovitica-Podravina	1	108	56	52	1	1	-
Požega-Slavonia	1	71	29	42	8	2	6
Slavonski Brod-Posavina	1	91	63	28	11	4	7
Zadar	1	459	81	378	24	13	11
Osijek-Baranja	3	1 376	520	856	21	5	16
Šibenik-Knin	2	112	45	67	12	4	8
Vukovar-Sirmium	1	104	24	80	2	2	-
Split-Dalmatia	3	1 273	471	802	185	44	141
Dubrovnik-Neretva	1	292	150	142	73	28	45
Istria	1	382	94	288	10	5	5
Međimurje	1	39	11	28	2	-	2
City of Zagreb	4	7 344	2 626	4 718	138	37	101

G-2 STUDENTS PLACED IN BOARDING HOMES FOR STUDENTS, BY COUNTIES AND BY SEX, 2022/2023 ACADEMIC YEAR

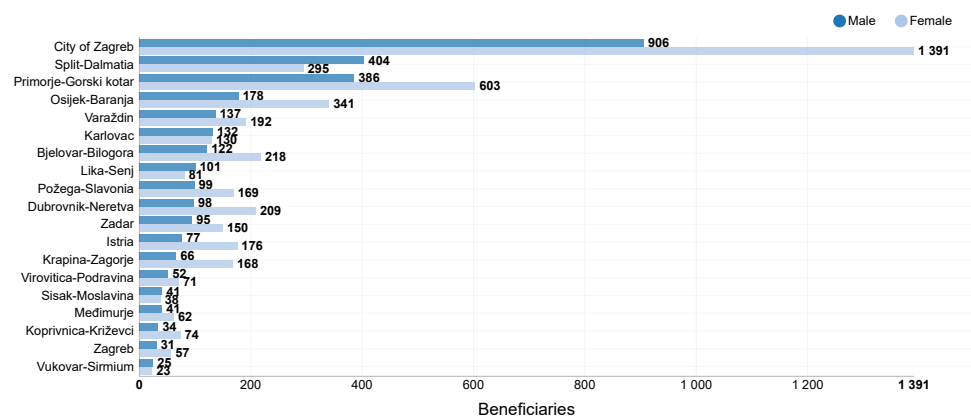


3 PUPILS' BOARDING HOMES, BENEFICIARIES (PUPILS/STUDENTS) AND PERSONS IN EMPLOYMENT, BY COUNTIES AND BY SEX, 2022/2023 SCHOOL YEAR

	Boarding homes	Beneficiaries			Persons in employment					
		Total	Male	Female	Total	Women	Educational teachers	Medical staff	Other professional staff ¹⁾	Administrative and other staff
Republic of Croatia	58	7 473	3 025	4 448	1 376	1 004	389	30	76	881
Zagreb	1	88	31	57	25	19	6	-	1	18
Krapina-Zagorje	2	234	66	168	44	36	16	1	3	24
Sisak-Moslavina	1	79	41	38	16	13	3	-	1	12
Karlovac	3	262	132	130	57	41	13	-	4	40
Varaždin	2	329	137	192	53	36	19	1	2	31
Koprivnica-Križevci	1	108	34	74	23	17	5	1	2	15
Bjelovar-Bilogora	2	340	122	218	61	46	19	1	3	38
Primorje-Gorski kotar	7	989	386	603	183	135	54	4	9	116
Lika-Senj	3	182	101	81	29	17	9	-	3	17
Virovitica-Podravina	1	123	52	71	23	15	7	1	1	14
Požega-Slavonia	2	268	99	169	45	30	13	1	3	28
Zadar	1	245	95	150	40	25	11	1	1	27
Osijek-Baranja	5	519	178	341	96	70	28	1	6	61
Vukovar-Sirmium	1	48	25	23	19	12	5	-	1	13
Split-Dalmatia	4	699	404	295	98	71	32	3	3	60
Istria	2	253	77	176	51	38	14	2	5	30
Dubrovnik-Neretva	3	307	98	209	72	56	18	-	4	50
Međimurje	2	103	41	62	40	24	11	1	4	24
City of Zagreb	15	2 297	906	1 391	401	303	106	12	20	263

1) Pedagogue, psychologist, special education teacher and social worker.

G-3 PUPILS/STUDENTS PLACED IN BOARDING HOMES, BY COUNTIES AND BY SEX, 2022/2023 SCHOOL YEAR



NOTES ON METHODOLOGY

Sources and methods of data collection

Data are the result of annual processing of data collected on the Annual Report on Boarding Homes for Pupils and Students (ŠD form), which are filled in by boarding homes for pupils and students according to the situation on 31 March of the current school/academic year.

Coverage and comparability

The statistical survey covers boarding homes for pupils and students located on the territory of the Republic of Croatia. Data are comparable to the data from previous years.

Definitions and explanations

Pupils' boarding homes are institutions that provide food and lodging for pupils during their study and organise educational work, cultural and other pupils' activities.

As a rule, only regular pupils are entitled to food and lodging and they can get it based on their previous education achievements and economic situation of pupils and their parents, guardians etc.

Vacancies in boarding homes may also be filled with students from institutions of higher education and pupils from other schools, seminars and courses, as long as this does not interfere with regular education work and life in a boarding home.

Students' boarding homes are institutions that provide food and lodging for students during their study. Besides accommodation, meals can be provided.

Tables 2 and 3 present only counties in which there are boarding homes for students or pupils.

Territorial constitution

Data on counties are presented according to the Act on Territories of Counties, Towns and Municipalities in the Republic of Croatia (NN, Nos 86/06, 125/06, 16/07, 95/08, 46/10, 145/10, 37/13, 44/13, 45/13 and 110/15) with the situation on 31 December 2022.

Abbreviations

NN Narodne novine, official gazette of the Republic of Croatia

Symbols

- no occurrence

Published by the Croatian Bureau of Statistics, Zagreb, Ilica 3, P. O. B. 80

Phone: (+385 1) 48 06 111

Press corner: press@dzs.hr

Persons responsible:

Dubravka Rogić Hadžalić, Director of Demographic and Social Statistics Directorate
Lidija Brković, Director General

Prepared by:

Marija Gojević and Ana Šojat

USERS ARE KINDLY REQUESTED TO STATE THE SOURCE.

Customer Relations and Data Protection Department

Information and user requests

Phone: (+385 1) 48 06 138, 48 06 154

E-mail: stat.info@dzs.hr

Subscription

Phone: (+385 1) 48 06 115

E-mail: prodaja@dzs.hr