



TOURIST ARRIVALS AND NIGHTS IN COMMERCIAL ACCOMMODATION, MARCH 2026

March 2026 brought an increase in tourist arrivals and nights compared to March 2025

In March 2026, there were 507 thousand tourist arrivals and 1.2 million tourist nights in commercial accommodation establishments, which was an increase of **17.0%** in tourist arrivals and of **18.7%** in tourist nights compared to March 2025. Concerning the structure of the total realised tourist nights, 33.1% of them were domestic tourist nights, and 66.9% were foreign tourist nights.

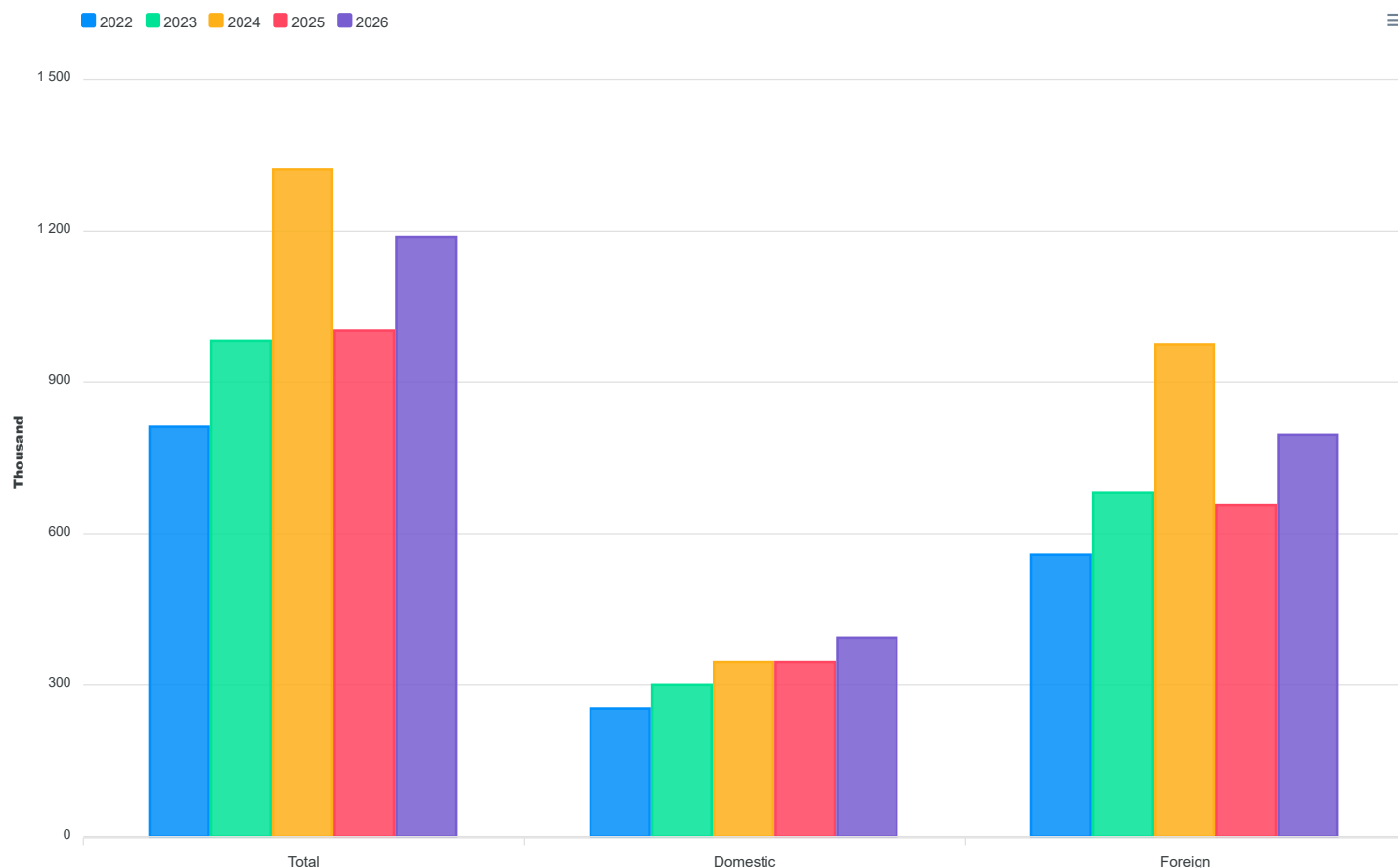
Domestic tourists realised 198 thousand arrivals and 393 thousand nights, which is 14.2% more arrivals and 13.6% more nights than in March 2025.

Foreign tourists realised 309 thousand arrivals and 796 thousand nights, which is 19.0% more arrivals and 21.4% more nights than in March 2025.

Notice

Detailed monthly data are available on the website of the [Croatian Bureau of Statistics](#), under "[PC-Axis databases](#)", where it is possible to browse and print data in various forms. Databases are updated on a monthly basis.

G-1 TOURIST NIGHTS IN MARCH, 2022 - 2026¹⁾



1) Deviation of sums may occur due the rounding of numbers.

Tourists from Slovenia realised the most foreign tourist nights for the third month in a row

Once again, Slovenian tourists realised the most foreign tourist nights in Croatia in March 2026, maintaining the leading position for the third month in a row. They realised a total of 122 thousand nights, which accounted for 15.4% of the total realised foreign tourist nights. Compared to March 2025, tourists from Slovenia realised 6.2% more nights. They realised the most nights in the counties of Istria (71 thousand nights), Primorje-Gorski Kotar (25 thousand nights) and Krapina-Zagorje (7 thousand nights). Compared to March 2025, Slovenian tourists realised an increase in tourist nights in the County of Istria (of 4.8%) and in the County of Krapina-Zagorje (of 16.8%), whereas the County of Primorje-Gorski Kotar had a decrease in tourist nights of 3.2%.

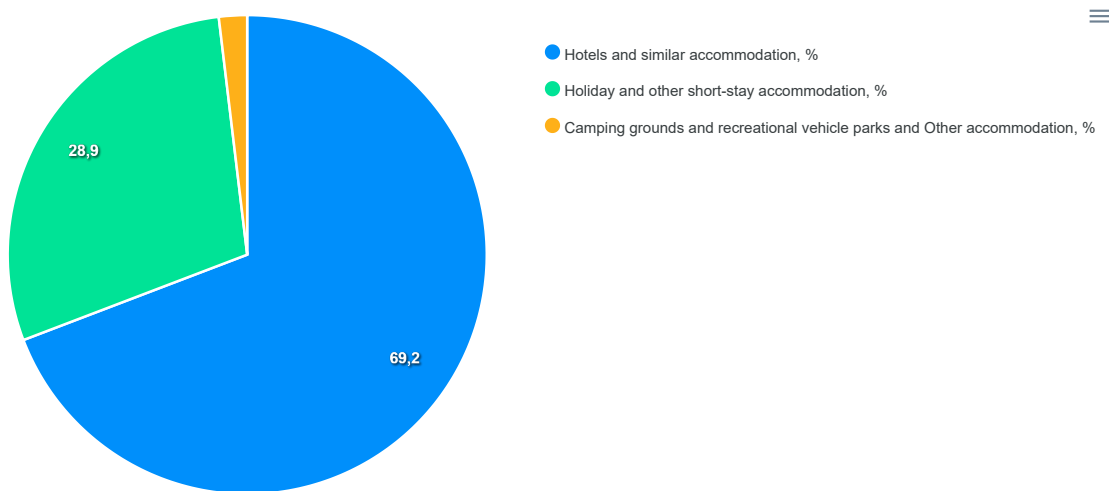
Nights realised by tourists from Slovenia were followed by nights of tourists from Austria (15.2%), Germany (14.2%), the USA (5.9%), Italy (4.9%), Bosnia and Herzegovina (4.5%) and the United Kingdom (3.8%). Compared to March 2025, all these countries, except Italy, which had a decrease in tourist nights of 3.3%, recorded a significant increase in tourist nights, as follows: Austria of 79.2%, Germany of 40.1%, Bosnia and Herzegovina of 29.9%, the United Kingdom of 28.5% and the USA of 26.3%.

In March 2026, hotels accounted for 62.8% of all tourist nights

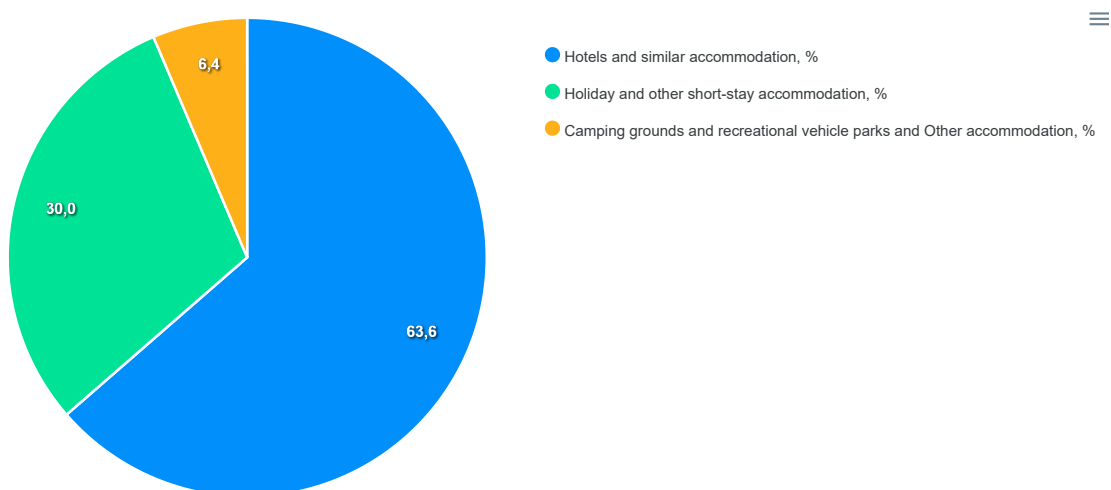
Tourists realised the most nights in hotels in March 2026, as many as 747 thousand, which accounted for 62.8% of the total realised nights. Compared to March 2025, there was a 16.8% increase in tourist nights realised in hotels.

Hotels were followed by rooms, apartments, studio-type suites and summer houses, with 307 thousand realised tourist nights, which accounted for 25.8% of the total realised tourist nights. There was a 19.3% increase in tourist nights realised in this type of accommodation compared to March 2025.

G-2 STRUCTURE OF DOMESTIC TOURIST NIGHTS ACCORDING TO DIVISION 55 OF NKD 2025, MARCH 2026



G-3 STRUCTURE OF FOREIGN TOURIST NIGHTS ACCORDING TO DIVISION 55 OF NKD 2025, MARCH 2026



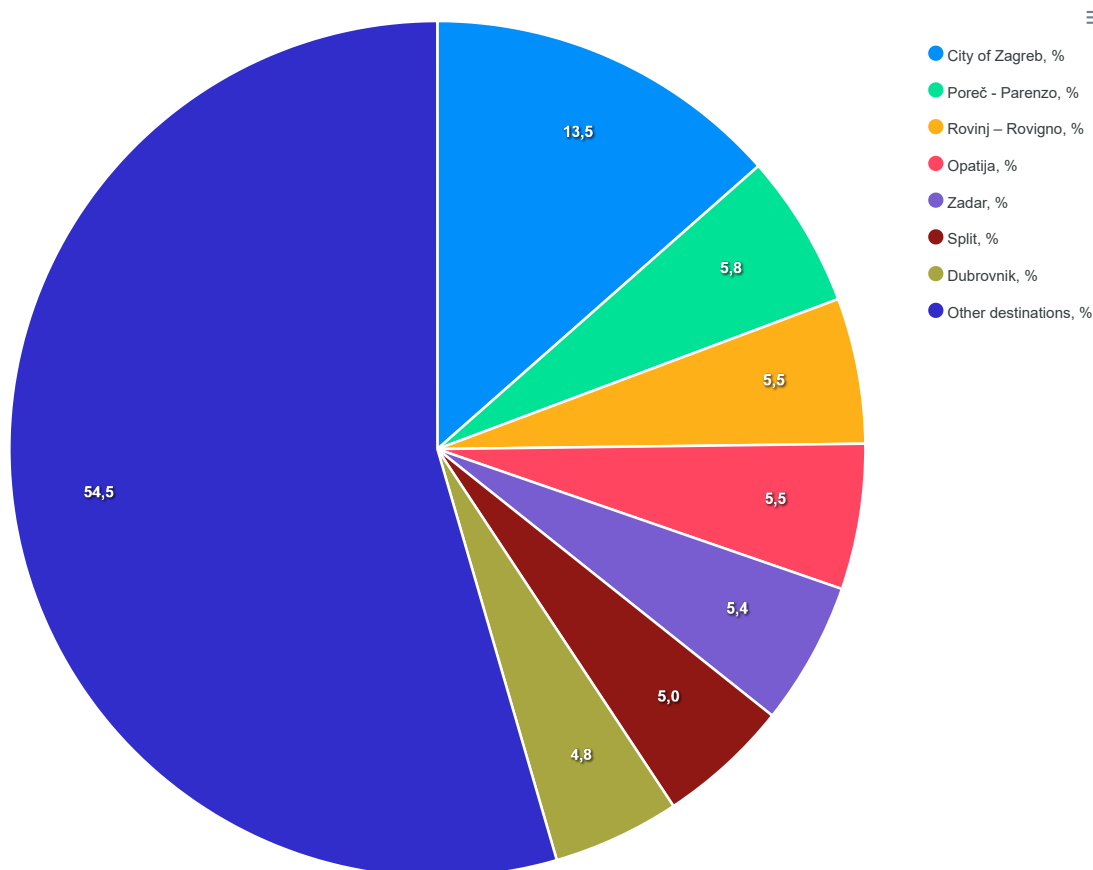
The most tourist nights in March 2026 realised in the County of Istria

In March 2026, the most tourist nights were realised in the County of Istria, as many as 329 thousand, which accounted for 27.7% of the total tourist nights realised in Croatia. Compared to March 2025, there was an increase in total tourist nights realised in the County of Istria of 30.2% Domestic tourists realised 74 thousand nights, which is 20.6% more nights than in March 2025. Foreign tourists realised 255 thousand nights, which is 33.2% more nights than in March 2025.

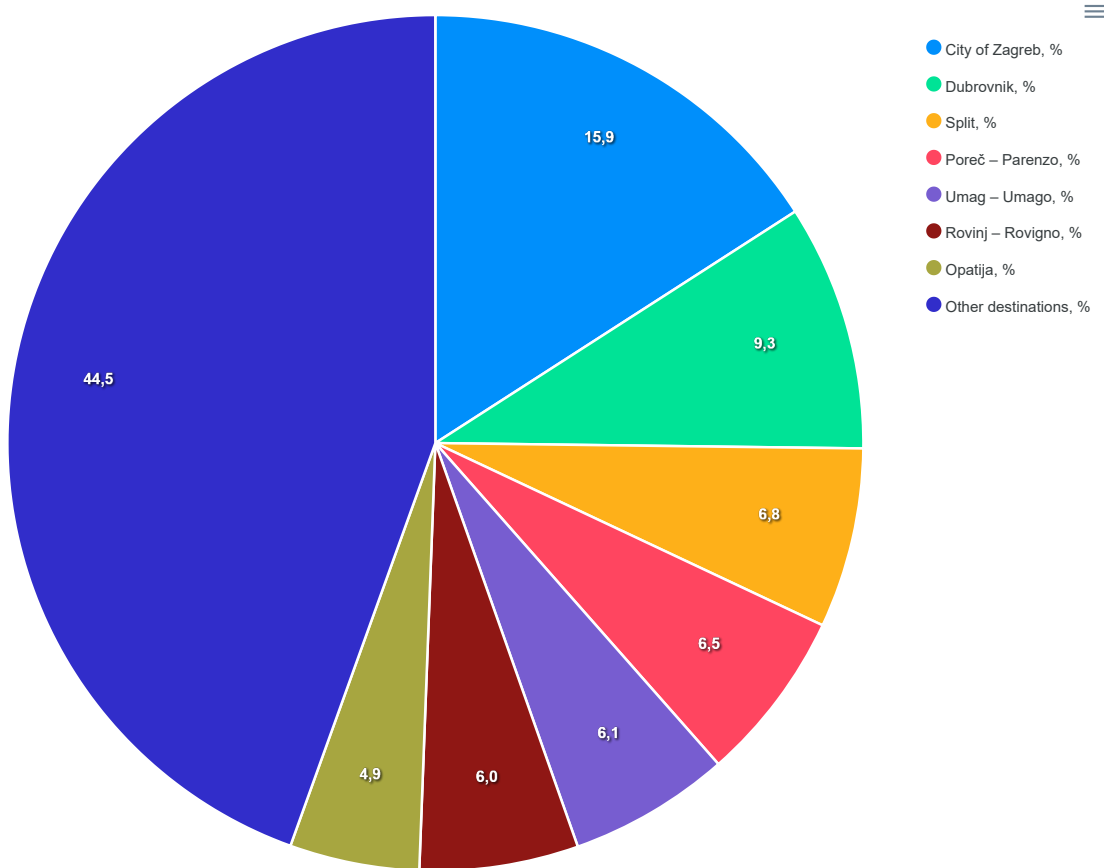
The most foreign tourist nights in the County of Istria were realised by tourists from Slovenia (27.9%), Austria (25.2%), Germany (17.5%), Italy (5.2%) and Serbia (3.2%). Among them, an increase in tourist nights was realised by tourists from Austria (127.1%), Germany (37.1%), Serbia (8.2%) and Slovenia (4.8%), whereas tourists from Italy realised 7.3% fewer nights than in March 2025.

Following the County of Istria, the most tourist nights were realised in the County of Primorje-Gorski Kotar, 193 thousand nights (16.2% of the total nights realised in Croatia) and in the City of Zagreb, 179 thousand nights (15.1% of the total nights realised in Croatia). Compared to March 2025, there were 8.7% more nights realised in the County of Primorje-Gorski Kotar and 5.8% more nights in the City of Zagreb.

G-4 DESTINATIONS WITH THE MOST REALISED DOMESTIC TOURIST NIGHTS, MARCH 2026



G-5 DESTINATIONS WITH THE MOST REALISED FOREIGN TOURIST NIGHTS, MARCH 2026



In March 2026, tourists had 239 thousand permanent beds at their disposal

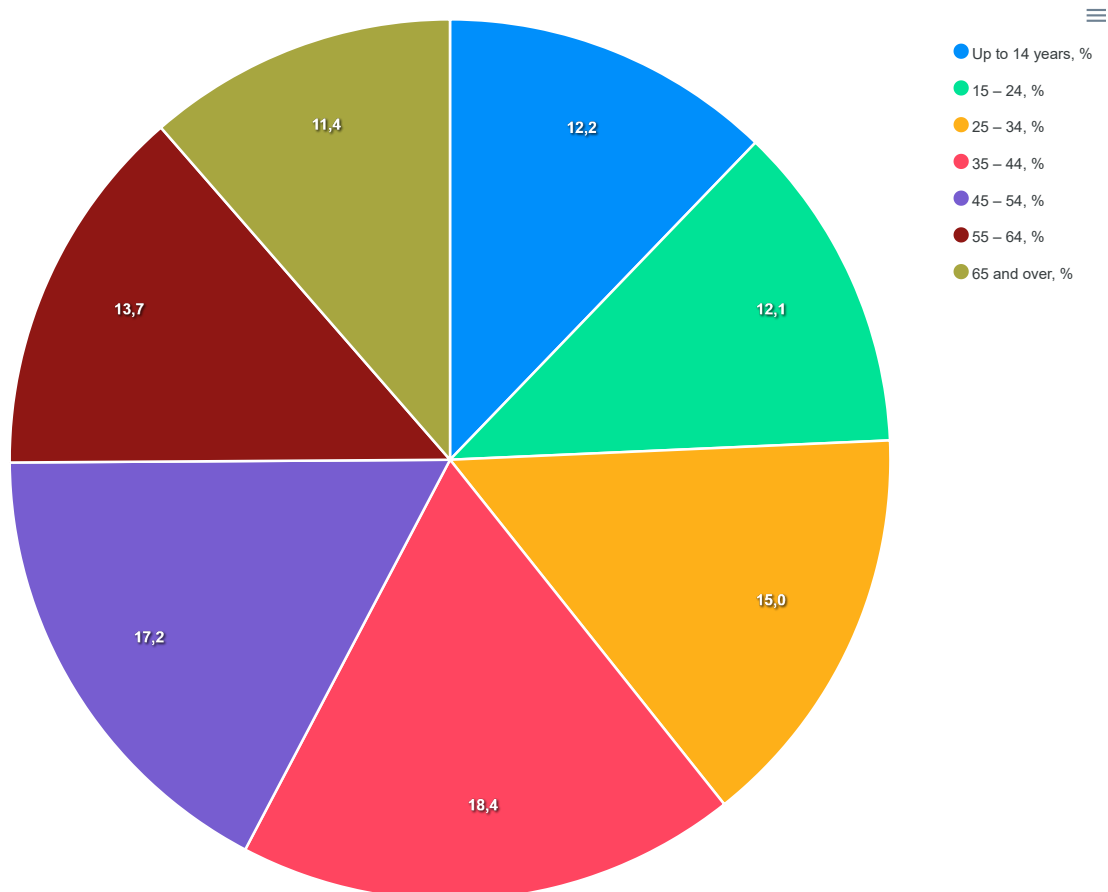
In March 2026, there were 99 thousand rooms, apartments and camping sites available to tourists, with a total of 239 thousand permanent beds.

There were 46 thousand rooms and apartments available to tourists in the group Hotels and similar accommodation (which accounted for 46.4% of the total number of available rooms, apartments and camping sites), with 94 thousand permanent beds (which accounted for 39.3% of the total number of available permanent beds). The average (net) occupancy rate of rooms in March 2026 was 36.1%, while for permanent beds it was 31.0%, whereas in March 2025, the average (net) occupancy rate of rooms was 35.1%, and of permanent beds 29.7%.

Tourists aged 35 to 44 realised the most nights in March 2026

The most nights in March 2026 were realised by tourists aged 35 to 44, as many as 218 thousand (which accounted for 18.4% of the total realised nights). These were followed by tourist nights realised by tourists aged 45 to 54, with 205 thousand nights (which accounted for 17.2% of the total realised nights).

G-6 TOURIST NIGHTS BY AGE GROUPS, MARCH 2026



In the first quarter of 2026, tourist arrivals increased by 9.5% and tourist nights by 9.0% compared to the same period of 2025

In the first quarter of 2026, there were 1.1 million arrivals and 2.6 million nights in commercial accommodation establishments, which is 9.5% more arrivals and 9.0% more tourist nights compared to the same period of 2025.

Domestic tourists realised 497 thousand arrivals and 994 thousand nights, which is an increase in arrivals of 9.7% and an increase in nights of 8.6% compared to the first quarter of 2025.

Foreign tourists realised 603 thousand arrivals and 1.6 million nights in the first quarter of 2026, which is an increase in arrivals of 9.4% and an increase in nights of 9.3%.

The largest share in total nights realised by foreign tourists belonged to tourists from Slovenia (17.9%), Austria (13.3%), Germany (12.3%), Italy (5.7%) and Bosnia and Herzegovina (5.6%). Compared to the first quarter of 2025, an increase in tourist nights was realised by tourists from Austria (29.5%), Germany (26.4%), Bosnia and Herzegovina (13.1%) and Slovenia (9.2%), whereas tourists from Italy realised fewer nights (1.6%).

1 TOURIST ARRIVALS AND NIGHTS

	Arrivals				Nights					
	III 2026	I – III 2026	Indices III 2026 III 2025	Indices I – III 2026 I – III 2025	III 2026	I – III 2026	Indices III 2026 III 2025	Indices I – III 2026 I – III 2025	Structure of nights, %	Average number of nights per arrival
Total	507 281	1 099 525	117,0	109,5	1 189 280	2 572 433	118,7	109,0	100,0	2,3
Domestic tourists	198 138	496 699	114,2	109,7	393 335	993 887	113,6	108,6	33,1	2,0
Foreign tourists	309 143	602 826	119,0	109,4	795 945	1 578 546	121,4	109,3	66,9	2,6

2 TOURIST ARRIVALS AND NIGHTS, BY COUNTIES, MARCH 2026

		Total	Domestic	Foreign	Indices III 2026 III 2025		
					Total	Domestic	Foreign
Republic of Croatia	Arrivals	507 281	198 138	309 143	117,0	114,2	119,0
	Nights	1 189 280	393 335	795 945	118,7	113,6	121,4
County of Zagreb	Arrivals	8 708	3 874	4 834	109,1	110,6	108,0
	Nights	16 202	7 534	8 668	109,0	100,6	117,4
County of Krapina-Zagorje	Arrivals	13 778	9 459	4 319	114,3	120,4	103,0
	Nights	31 431	20 859	10 572	115,3	113,9	118,1
County of Sisak-Moslavina	Arrivals	1 020	457	563	70,1	50,0	104,1
	Nights	1 738	772	966	48,7	28,9	107,9
County of Karlovac	Arrivals	6 094	2 500	3 594	108,6	108,3	108,9
	Nights	9 747	3 995	5 752	107,8	96,3	117,6
County of Varaždin	Arrivals	5 173	2 890	2 283	94,3	80,5	120,7
	Nights	11 157	5 676	5 481	118,2	97,3	152,1
County of Koprivnica-Križevci	Arrivals	1 739	1 199	540	139,8	161,8	107,4
	Nights	3 730	2 168	1 562	149,3	173,9	124,9
County of Bjelovar-Bilogora	Arrivals	1 524	1 090	434	95,3	96,9	91,4
	Nights	3 802	2 596	1 206	88,3	83,6	100,6
County of Primorje-Gorski Kotar	Arrivals	78 959	34 315	44 644	112,7	117,0	109,6
	Nights	192 754	73 679	119 075	108,7	111,5	107,1
County of Lika-Senj	Arrivals	9 473	3 522	5 951	108,3	126,2	99,9
	Nights	14 689	5 841	8 848	113,6	123,4	107,9
County of Virovitica-Podravina	Arrivals	1 443	1 063	380	88,7	86,3	96,4
	Nights	3 647	2 777	870	85,5	79,5	112,7
County of Požega-Slavonia	Arrivals	1 888	1 504	384	105,2	100,5	128,9
	Nights	4 178	3 330	848	107,7	105,5	117,3
County of Slavonski Brod-Posavina	Arrivals	2 946	1 480	1 466	104,4	100,4	108,8
	Nights	4 392	2 220	2 172	94,5	94,1	95,0
County of Zadar	Arrivals	26 515	12 685	13 830	127,5	135,1	121,3
	Nights	59 602	24 579	35 023	133,0	139,9	128,5
County of Osijek-Baranja	Arrivals	10 121	7 053	3 068	106,3	113,7	92,6
	Nights	19 096	12 437	6 659	88,6	112,8	63,3
County of Šibenik-Knin	Arrivals	17 944	11 510	6 434	141,5	140,0	144,2
	Nights	40 834	21 991	18 843	147,5	147,5	147,4
County of Vukovar-Srijem	Arrivals	6 996	3 020	3 976	91,3	61,8	143,2
	Nights	12 196	5 219	6 977	85,4	62,1	118,9
County of Split-Dalmatia	Arrivals	53 269	20 777	32 492	126,6	107,7	142,6
	Nights	129 718	40 461	89 257	136,1	117,4	146,6
County of Istria	Arrivals	119 362	34 655	84 707	132,8	127,1	135,3
	Nights	329 026	74 277	254 749	130,2	120,6	133,2
County of Dubrovnik-Neretva	Arrivals	43 379	10 457	32 922	117,2	114,7	118,1
	Nights	106 957	21 880	85 077	119,5	120,2	119,4
County of Međimurje	Arrivals	7 047	4 151	2 896	107,0	94,9	130,8
	Nights	15 217	8 102	7 115	116,0	103,2	135,0
City of Zagreb	Arrivals	89 903	30 477	59 426	103,7	107,3	102,0
	Nights	179 167	52 942	126 225	105,8	106,4	105,6

NOTES ON METHODOLOGY

The purpose of the statistical survey

The purpose of the statistical survey Tourist Arrivals and Nights is to monitor the tourism activity realised in commercial accommodation establishments and to provide internationally comparable data in accordance with European standards for tourism statistics. The results of this survey provide the basic indicators necessary for the analysis of tourism in the Republic of Croatia. The basic indicators are the following: tourist arrivals and nights by country of residence, types of accommodation establishments, tourists by sex and age groups, mode of arrival as well as the number of rooms and permanent beds.

Legal basis

The survey is implemented on the basis of the Official Statistics Act (NN, Nos 25/20, 155/23 and 124/25 – corr.) and Regulation (EU) No 692/2011 of the European Parliament and of the Council of 6 July 2011 concerning European statistics on tourism.

Observation units

The observation units are all legal entities and natural persons that provide overnight accommodation services, as well as natural persons who provide hospitality services in households and on private family farms.

The Hospitality and Catering Industry Act (NN, Nos 85/15, 121/16, 99/18, 25/19, 98/19, 32/20, 42/20, 126/21 and 152/24) defines the manner and conditions under which legal entities and natural persons can provide overnight accommodation in an accommodation establishment.

Sources and methods of data collection

The data source for the statistical survey on tourism activity (the number of tourist arrivals and nights) and accommodation capacities is the eVisitor system. The Croatian Bureau of Statistics takes over the data from the administrative source eVisitor system from the Croatian National Tourist Board on a monthly basis and further processes them statistically. Monthly data are downloaded on the seventh day of the month for the previous month.

All legal entities and natural persons that provide overnight accommodation services in an accommodation establishment, as well as natural persons who provide hospitality services in households and on private family farms, according to the Ordinance on the eVisitor system (NN, No. 43/20), check in and check out tourists via the eVisitor system, as the central electronic system for checking in and checking out tourists in the Republic of Croatia.

Coverage and comparability

This statistical survey covers accommodation establishments that are categorised in the groups Hotels, Camping sites and Other accommodation establishments pursuant to the Hospitality and Catering Industry Act (NN, Nos 85/15, 121/16, 99/18, 25/19, 98/19, 32/20, 42/20, 126/21 and 152/24). The Minister of Tourism prescribes the types of accommodation establishments within these groups in an ordinance.

According to the Ordinance on the Classification, Categorisation and Special Standards of Accommodation Establishments in the group Hotels (NN, Nos 56/16 and 120/19), the types of accommodation establishments are the following: hotels, heritage hotels, all-suite hotels, integral hotels, diffuse hotels, special-standard hotels, spa-type accommodation, tourist resorts, tourist apartments, boarding houses and guest houses.

According to the Ordinance on the Classification and Categorisation of Accommodation Establishments in the group Camping sites (NN, Nos 75/08, 54/16, 68/19 and 120/19), the types of accommodation establishments are the following: camping sites, glamping, small camps and quickstop camping.

According to the Ordinance on the Classification and Categorisation of Accommodation Establishments in the group Other accommodation establishments (NN, Nos 54/16 and 69/17), the types of accommodation establishments are the following: rooms, apartments, studio-type suites, holiday houses, overnight accommodations, vacation establishments for children, hostels, mountain lodges, hunting lodges, pupils' homes or students' homes or akademis and Robinson-type accommodation establishments.

According to the Ordinance on the Classification and Categorisation of Establishments Providing Hospitality and Catering Services in Households (NN, Nos 9/16, 54/16, 61/16, 69/17 and 120/19), accommodation establishments in households are the following: rooms, suites, studio-type suites, holiday houses, camping sites, quickstop camping and Robinson-type accommodation (quickstop camping – Robinson-type accommodation).

According to the Ordinance on the Classification and Categorisation of Establishments Providing Hospitality and Catering Services on Private Family Farms (NN, Nos 54/16, 69/17 and 120/19), these are the following: rooms, suites, rural holiday houses, camping sites, quickstop camping and Robinson-type accommodation (quickstop camping – Robinson-type accommodation).

Pursuant to Article 29 of the Hospitality and Catering Industry Act (NN, Nos 85/15, 121/16, 99/18, 25/19, 98/19, 32/20, 42/20, 126/21 and 152/24), this statistical survey also covers organised off-site camping sites. During sports, scout, cultural/artistic and similar events as well as during organised trips in canoes and similar vessels on sea, rivers and lakes, or by bikes etc., organised off-site camping is allowed on spaces provided for it.

This statistical survey also covers the following establishments providing accommodation services: spas, inns offering accommodation services and uncategorised establishments.

Pursuant to Regulation (EU) No 692/2011 of the European Parliament and of the Council of 6 July 2011 concerning European statistics on tourism, data on tourist arrivals and nights in the Republic of Croatia according to NKD 2025, division 55, groups 55.1 Hotels and similar accommodation, 55.2 Holiday and other short-stay accommodation and 55.3 Camping grounds and recreational vehicle parks are submitted to Eurostat on a monthly basis. Data submitted for the group 55.1 Hotels and similar accommodation also include information on occupancy rates of permanent beds and rooms (net). The mentioned data are published on Eurostat's website <http://ec.europa.eu/eurostat> and are comparable to EU Member States data.

Pursuant to the Decision of the Government of the Republic of Croatia on the Introduction of Temporary Protection in the Republic of Croatia for Displaced Persons from Ukraine of 7 March 2022, the citizens of Ukraine are granted temporary protection in accordance with the Act on International and Temporary Protection (NN, Nos 70/15, 127/17, 33/23 and 17/25). Persons from Ukraine who have not requested temporary protection in the Republic of Croatia use the service of accommodation in a short-stay accommodation establishment and pay for the accommodation service. Therefore, they are registered in the eVisitor system and are considered tourists.

The data do not include non-commercial tourist traffic (the stay of owners, their family members, and other relatives and friends in apartments and holiday houses as well as of tourists in other establishments where accommodation service is not charged, e.g., when they are accommodated by citizens of a tourist town/municipality). Non-commercial tourist traffic is covered by a separate statistical survey.

Confidentiality

Aggregate data for which there are reasons for keeping their confidentiality in line with the Official Statistics Act (NN, Nos 25/20, 155/23 and 124/25 – corr.) and Regulation (EC) No 223/2009 of the European Parliament and of the Council of 11 March 2009 on European statistics are treated as confidential and are not published.

Definitions

Tourism means the activity of visitors taking a trip to or staying in a main destination outside their usual environment for less than a year, for the purposes of leisure, business or other personal purposes other than to be employed by a resident entity in the place visited.

eVisitor is the central electronic system for checking in and checking out tourists that serves to link all tourist boards in the Republic of Croatia. It is available via internet with no need for any additional software installations.

The tourist registry in the eVisitor system is kept separately for each individual legal entity and natural person offering accommodation services as part of the hospitality and catering activity (boarding houses, hotels, hostels, etc.), or on a sea vessel as part of nautical tourism (charter, cruising), as well as accommodation services in households and rural households.

Checking in and checking out of the tourists who are entered into the eVisitor system is authorised on the basis of a secure access to the eVisitor authentication protocol which ensures the conditions for a safe and correct electronic check-in and check-out.

Establishing and running the eVisitor system is the responsibility of the Croatian National Tourist Board (CNTB).

CNTB is a national tourist organisation founded in order to create and promote the identity and reputation of Croatian tourism, to plan and implement a common strategy and concept of its promotion, to propose and perform promotional activities of mutual interest for all entities in tourism in the country and abroad, as well as to raise the overall quality of the entire tourist offer in the Republic of Croatia. The head office of the CNTB is situated in Zagreb. The duties of the President of the Croatian National Tourist Board are undertaken by the Minister of Tourism and Sport.

Tourist is any person who, outside his/her place of usual residence, spends at least one night in a hotel or some other tourist accommodation establishment for reasons of rest, recreation, health, study, sport, religion, family, business, public missions or meetings. Excluded are persons residing at a place for longer than 12 consecutive months, persons whose main reason for visiting is an activity that is financed from the place of visit, persons who travel to their work place or an education institution on a daily or weekly basis, persons coming into or going out of the country as migrants, frontier workers, diplomats, consular representatives and military force members on their regular duties, displaced persons, nomads and persons in transit.

Domestic tourist is any person permanently residing in the Republic of Croatia who spends at least one night in a hotel or some other tourist accommodation establishment outside his/her place of permanent residence.

Foreign tourist is any person permanently residing outside the Republic of Croatia who temporarily resides in the Republic of Croatia and who spends at least one night in a hotel or some other tourist accommodation establishment.

Tourist arrival is the number of persons (tourists) who were registered and stayed overnight in an accommodation establishment. Consequently, in case tourists change the accommodation establishment they stay in, they are re-registered, which results in data ambiguity. Statistics thus registers the number of tourist arrivals and not the number of tourists.

Tourist nights refer to every registered overnight stay of a person (tourist) in an accommodation establishment.

Residence is the place where a person settles with the intention of a permanent stay.

Age group of tourists is presented according to the years of age at the time of stay in a tourist accommodation establishment.

Accommodation capacities are presented as the number of rooms, apartments and camping sites, and the number of permanent beds. The application of the Regulation (EU) No 692/2011 of the European Parliament and of the Council of 6 July 2011 concerning European statistics on tourism means that the capacity of an accommodation establishment presented is taken over from the month when it reached its maximum.

Permanent beds are those that are regularly available to guests.

Occupancy rate of permanent beds (net) in the reference period is obtained by dividing the total number of nights by the number of beds on offer and the number of days when the beds were actually available for use during the reference period. The data are expressed as a percentage.

Occupancy rate of bedrooms (net) in the reference period is obtained by dividing the total number of bedrooms used during the reference period by the number of bedrooms available for use during the reference period. The data are expressed as a percentage.

Division 55 of NKD 2025 includes the provision of short-stay accommodation services to tourists. Particular units may only provide accommodation services, while others may combine the services of accommodation, catering and/or recreation equipment. Tourist accommodation establishments listed in this division are broken down into four groups.

Group 55.1 Hotels and similar accommodation includes the following types of accommodation establishments: hotels, heritage hotels, all-suite hotels, integral hotels, diffuse hotels, spa-type accommodation, special standard hotels, tourist resorts, tourist apartments, boarding houses and guest houses.

Group 55.2 Holiday and other short-stay accommodation includes rooms, apartments, studio-type suites, summer houses, rural summer houses, hostels, spas, overnight accommodation, vacation establishments for children, inns offering accommodation services, mountain lodges, hunting lodges, pupils' homes or students' homes and Robinson-type accommodation establishment.

Group 55.3 Camping grounds and recreational vehicle parks include camping sites, glamping, small camps, quickstop camping, quickstop camping in households – Robinson-type accommodation, quickstop camping on private family farms – Robinson-type accommodation, and organised off-site camping sites.

Group 55.9 Other accommodation includes uncategorised establishments.

Territorial constitution

Data by counties, cities and municipalities are given by the territorial constitution according to the Act on the Territories of Counties, Towns and Municipalities in the Republic of Croatia (NN, Nos 86/06, 125/06, 16/07, 95/08, 46/10, 145/10, 37/13, 44/13, 45/13 and 110/15).

Abbreviations

EC	European Community
EU	European Union
Eurostat	Statistical Office of the European Union
NKD 2025	National Classification of Activities, 2025 version
NN	Narodne novine, official gazette of the Republic of Croatia
USA	United States of America

Published by the Croatian Bureau of Statistics, Zagreb, Ilica 3, P. O. B. 80

Phone: (+385 1) 48 06 111

Press corner: press@dzs.hr

Persons responsible:

Edita Omerzo, Director of Spatial Statistics Directorate

Lidija Brković, Acting Director General

Prepared by:

Ivana Brozović and Kristina Baluban

USERS ARE KINDLY REQUESTED TO STATE THE SOURCE.

Customer Relations and Data Protection Department

Information and user requests

Phone: (+385 1) 48 06 138, 48 06 154, 48 06 115

E-mail: stat.info@dzs.hr

Subscription

Phone: (+385 1) 21 00 455

E-mail: prodaja@dzs.hr