

First Release

Year: LXI.

Zagreb, 19 July 2024

OBR-2024-1-1

ISSN 1334-0557



KINDERGARTENS AND OTHER LEGAL ENTITIES IMPLEMENTING PRESCHOOL EDUCATION PROGRAMMES. BEGINNING OF 2023/2024 PEDAGOGIC YEAR

At the beginning of the 2023/2024 pedagogic year, according to the methodology of statistical data collection, there were 1 744 reporting units implementing preschool education and care programmes, of which 1 608 were kindergartens and 136 were other legal entities (basic schools, playrooms in libraries or other institutions or organisations).

Kindergartens founded by local government and self-government units were attended by 80.9% of children.

The total number of children covered by any preschool education and care programmes was 153 212, out of which 73 889 were girls (48.2%). There were 140 369 children covered by a regular programme, 8 853 by a preschool programme and 3 990 by a shorter programme.

There were 81.1% of children who spent eight and more hours in a kindergarten.

Out of the total number of kindergartens, 388 were self-contained, that is, those without departments, while 289 of them included departments. The number of departments amounted to 931.

Out of the total number of persons in employment, 60.4% were kindergarten teachers and teachers.

In the 2022/2023 school year, the preschool programme covered 8 853 children who did not attend a regular preschool programme.

1 KINDERGARTENS AND OTHER LEGAL ENTITIES IMPLEMENTING PRESCHOOL EDUCATION PROGRAMMES, BEGINNING OF 2023/2024 PEDAGOGIC YEAR

Founder	Total	Kindergartens			Other legal entities		
		Self-contained	With departments	Departments	Basic schools	Playrooms in libraries	Other institutions
Total	1 744	388	289	931	97	6	33
Republic of Croatia	3	1	-	-	1	1	-
Local government and self-government units	1 333	210	220	791	93	5	14
Other domestic legal entities and natural persons (private)	350	162	55	111	3	-	19
Religious communities	58	15	14	29	-	-	-

2 CHILDREN, BY TYPE OF PRESCHOOL EDUCATION PROGRAMME AND BY SEX, BEGINNING OF 2023/2024 PEDAGOGIC YEAR

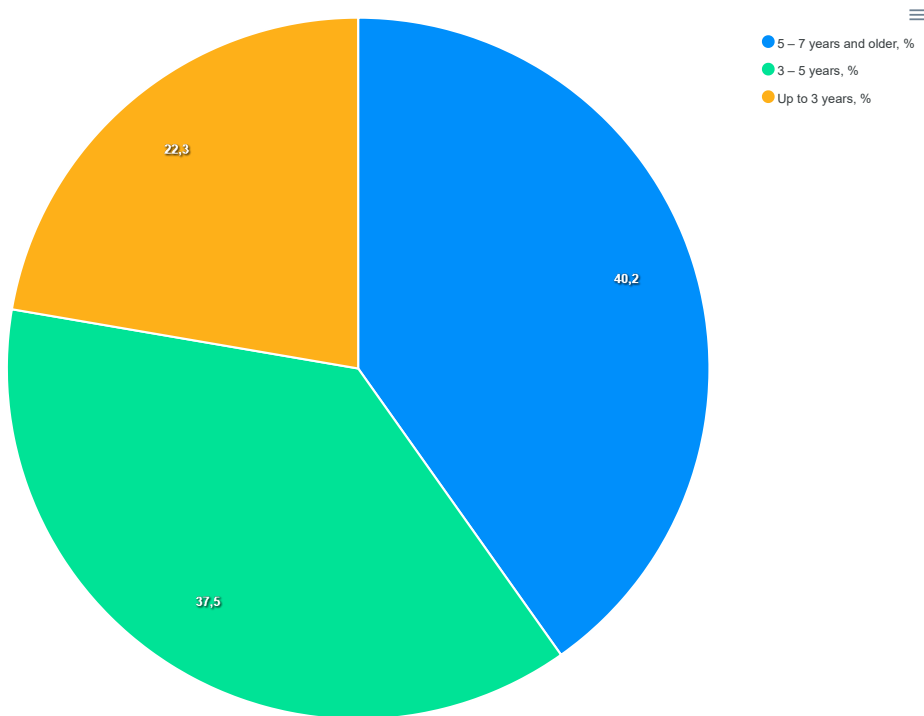
Founder	Total		In regular programmes		In preschool institutions ¹⁾		In shorter programmes	
	All	Girls	All	Girls	All	Girls	All	Girls
Total	153 212	73 889	140 369	67 422	8 853	4 225	3 990	2 242
Republic of Croatia	188	110	38	20	40	25	110	65
Local government and self-government units	124 024	59 583	114 704	54 929	7 160	3 433	2 160	1 221
Other domestic legal entities and natural persons (private)	25 122	12 307	21 959	10 698	1 485	676	1 678	933
Religious communities	3 878	1 889	3 668	1 775	168	91	42	23

1) The data refer to a preschool programme implemented in the 2022/2023 pedagogic year.

3 CHILDREN, BY SEX AND BY TIME SPENT DAILY IN PRESCHOOL PROGRAMMES, BEGINNING OF 2023/2024 PEDAGOGIC YEAR

Founder	Children		Time spent daily in preschool programmes, hours			Percentage of children by time spent in preschool programmes, hours		
	All	Girls	Less than 5	5 – 8	8 and more	Less than 5	5 – 8	8 and more
Total	153 212	73 889	14 600	14 329	124 283	10,00	9,00	86,00
Republic of Croatia	188	110	150	5	33	101,00	3,00	22,00
Local government and self-government units	124 024	59 583	11 268	11 856	100 900	9,00	10,00	86,00
Other domestic legal entities and natural persons (private)	25 122	12 307	2 929	1 996	20 197	12,00	8,00	85,00
Religious communities	3 878	1 889	253	472	3 153	6,00	12,00	85,00

G-1 CHILDREN COVERED BY PRESCHOOL EDUCATION PROGRAMMES, BY AGE GROUPS, BEGINNING OF 2023/2024 PEDAGOGIC YEAR

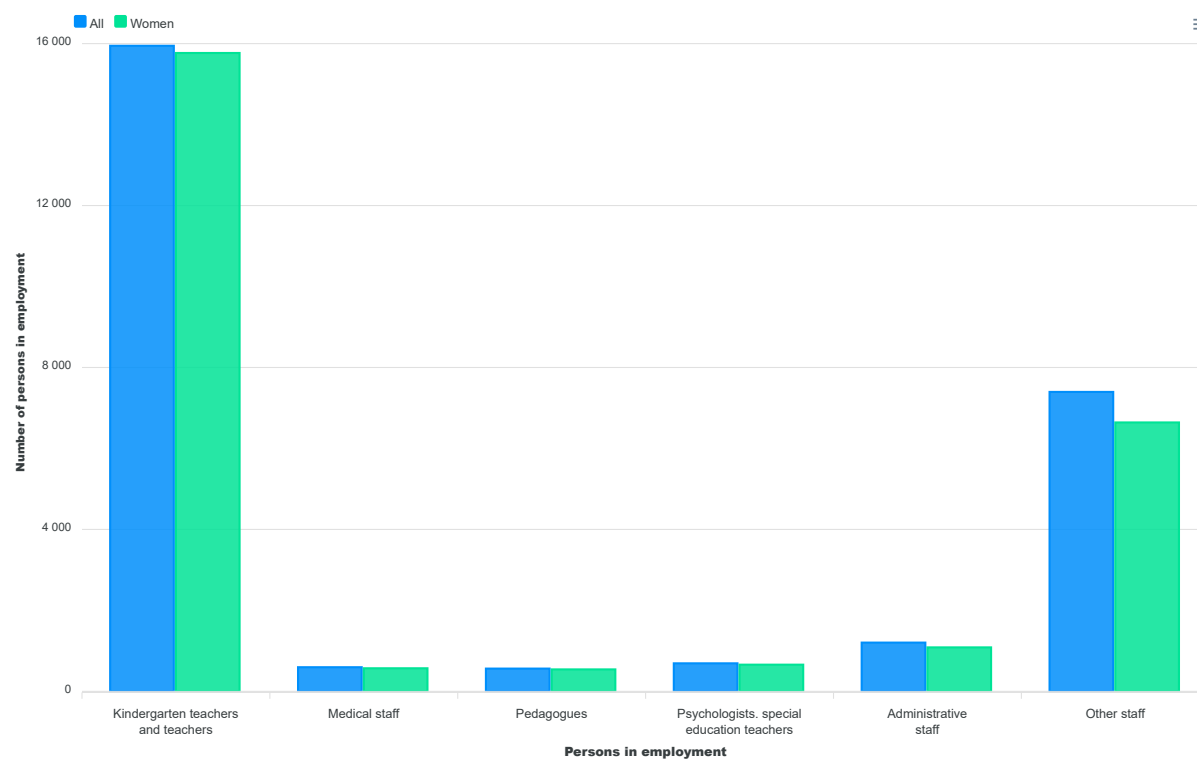


4 PERSONS IN EMPLOYMENT IN KINDERGARTENS AND OTHER LEGAL ENTITIES IMPLEMENTING PRESCHOOL EDUCATION PROGRAMMES AND PRESCHOOL PROGRAMMES, BEGINNING OF 2023/2024 PEDAGOGIC YEAR

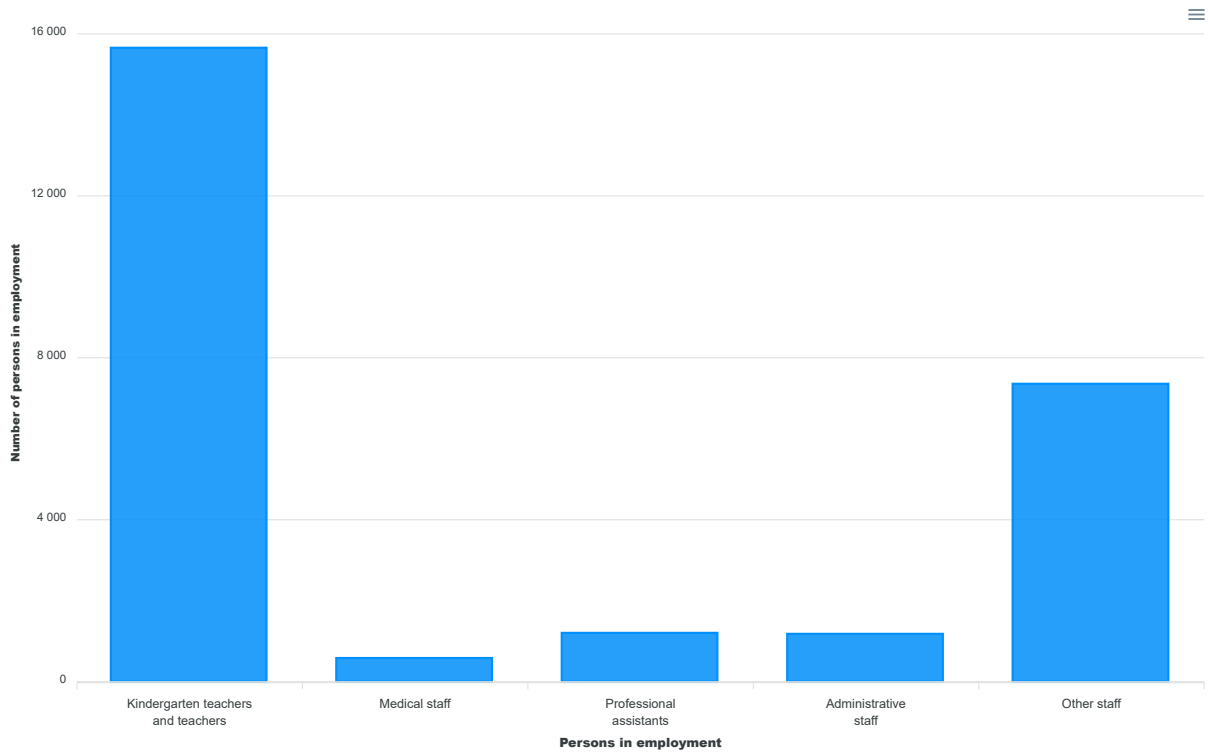
		Persons in employment		Kindergarten teachers and teachers		Medical staff		Pedagogues		Psychologists and special education teachers		Administrative staff		Other staff	
		All	Women	All	Women	All	Women	All	Women	All	Women	All	Women	All	Women
Total	Total	26 397	25 267	15 947	15 768	596	570	562	542	692	659	1 204	1 086	7 396	6 642
	Full-time	24 646	23 656	15 496	15 350	400	389	397	386	556	531	1 085	979	6 712	6 021
Kindergartens	Total	25 991	24 908	15 659	15 515	585	559	554	535	652	621	1 182	1 068	7 359	6 610
	Full-time	24 465	23 491	15 403	15 267	393	382	392	381	518	493	1 070	967	6 689	6 001
Preschool institutions ¹⁾	Total	116	111	116	111	-	-	-	-	-	-	-	-	-	-
	Full-time	-	-	-	-	-	-	-	-	-	-	-	-	-	-
Other legal entities	Total	290	248	172	142	11	11	8	7	40	38	22	18	37	32
	Full-time	181	165	93	83	7	7	5	5	38	38	15	12	23	20

1) The data refer to a preschool programme implemented in the 2022/2023 pedagogic year.

G-2 PERSONS IN EMPLOYMENT IN KINDERGARTENS AND OTHER LEGAL ENTITIES, BY SEX, BEGINNING OF 2023/2024 PEDAGOGIC YEAR



G-3 PERSONS IN EMPLOYMENT IN KINDERGARTENS, BEGINNING OF 2023/2024 PEDAGOGIC YEAR



5 PERSONS IN EMPLOYMENT IN KINDERGARTENS, BY EDUCATIONAL ATTAINMENT AND SEX, BEGINNING OF 2023/2024 PEDAGOGIC YEAR

Founder		Persons in employment		Kindergarten teachers and teachers		Medical staff	Professional assistants	Administrative staff	Other staff
		All	Women	All	Women				
Total	All	25 991	24 908	15 659	15 515	585	1 206	1 182	7 359
	High	4 725	4 537	2 758	2 720	116	1 187	441	223
	Higher	13 066	12 916	12 187	12 090	390	17	326	146
	Secondary	6 415	5 691	710	702	79	2	412	5 212
	Basic	1 785	1 764	4	3	-	-	3	1 778
Republic of Croatia	All	13	11	4	4	-	1	2	6
	High	2	2	-	-	-	1	1	-
	Higher	5	5	4	4	-	-	1	-
	Secondary	6	4	-	-	-	-	-	6
	Basic	-	-	-	-	-	-	-	-
Local government and self-government units	All	21 914	20 991	13 124	13 005	421	918	976	6 475
	High	3 793	3 655	2 283	2 255	74	907	371	158
	Higher	11 050	10 923	10 377	10 292	280	9	271	113
	Secondary	5 362	4 722	462	457	67	2	333	4 498
	Basic	1 709	1 691	2	1	-	-	1	1 706
Other domestic legal entities and natural persons	All	3 466	3 323	2 171	2 149	139	249	163	744
	High	806	757	423	413	38	241	51	53
	Higher	1 676	1 657	1 504	1 495	94	8	46	24
	Secondary	921	848	242	239	7	-	64	608
	Basic	63	61	2	2	-	-	2	59
Religious communities	All	598	583	360	357	25	38	41	134
	High	124	123	52	52	4	38	18	12
	Higher	335	331	302	299	16	-	8	9
	Secondary	126	117	6	6	5	-	15	100
	Basic	13	12	-	-	-	-	-	13

6 KINDERGARTENS AND OTHER LEGAL ENTITIES IMPLEMENTING PRESCHOOL EDUCATION PROGRAMMES AND PRESCHOOL PROGRAMMES, CHILDREN BY AGE GROUPS, PERSONS IN EMPLOYMENT BY COUNTIES, BEGINNING OF 2023/2024 PEDAGOGIC YEAR

	Kindergartens	Other legal entities	Children by age groups				Persons in employment		
			All	Up to 3 years	3 - 5 years	5 - 7 years and older	All	Out of that	
								Kindergarten teachers and teachers	Medical staff
Republic of Croatia	1 608	136	153 212	34 193	57 386	61 633	26 397	15 947	596
State-owned	1 222	114	124 212	27 010	46 267	50 935	22 258	13 348	431
Private	328	22	25 122	6 461	9 477	9 184	3 541	2 239	140
Established by religious communities	58	-	3 878	722	1 642	1 514	598	360	25
County of Zagreb	109	10	12 568	3 403	4 552	4 613	2 085	1 214	52
State-owned	70	8	9 709	2 327	3 596	3 786	1 649	943	32
Private	35	2	2 610	1 033	878	699	403	249	18
Established by religious communities	4	-	249	43	78	128	33	22	2
County of Krapina-Zagorje	31	5	4 075	992	1 488	1 595	665	420	24
State-owned	26	5	3 644	850	1 343	1 451	610	385	20
Private	5	-	431	142	145	144	55	35	4
County of Sisak-Moslavina	38	5	4 281	920	1 516	1 845	815	477	14
State-owned	37	4	4 220	920	1 490	1 810	797	465	13
Private	-	1	22	-	6	16	5	4	-
Established by religious communities	1	-	39	-	20	19	13	8	1
County of Karlovac	25	7	3 457	813	1 304	1 340	537	338	15
State-owned	23	7	3 357	787	1 265	1 305	524	329	15
Private	2	-	100	26	39	35	13	9	-
County of Varaždin	57	3	6 508	1 409	2 274	2 825	919	568	29
State-owned	31	2	3 545	748	1 269	1 528	555	333	18
Private	23	1	2 845	658	944	1 243	349	225	11
Established by religious communities	3	-	118	3	61	54	15	10	-
County of Koprivnica-Križevci	44	8	3 758	671	1 259	1 828	572	375	13
State-owned	33	8	2 815	492	913	1 410	452	299	11
Private	8	-	723	164	243	316	90	57	2
Established by religious communities	3	-	220	15	103	102	30	19	-
County of Bjelovar-Bilogora	29	8	3 274	605	1 151	1 518	489	289	16
State-owned	22	8	2 561	537	803	1 221	382	225	11
Private	7	-	713	68	348	297	107	64	5
County of Primorje-Gorski kotar	124	4	9 151	1 941	3 681	3 529	2 078	1 316	25
State-owned	98	3	7 764	1 720	3 102	2 942	1 850	1 161	23
Private	22	1	1 207	176	512	519	197	136	1
Established by religious communities	4	-	180	45	67	68	31	19	1
County of Lika-Senj	13	3	1 303	281	499	523	220	141	2
State-owned	13	3	1 303	281	499	523	220	141	2
County of Virovitica-Podravina	14	4	2 343	346	725	1 272	318	194	8
State-owned	13	4	2 277	340	698	1 239	306	187	8
Private	1	-	66	6	27	33	12	7	-
County of Požega-Slavonia	18	5	2 071	426	744	901	319	197	6
State-owned	15	5	1 778	337	643	798	282	174	3
Private	2	-	158	58	53	47	19	10	3
Established by religious communities	1	-	135	31	48	56	18	13	-
County of Slavonski Brod-Posavina	29	7	3 875	754	1 368	1 753	467	294	16
State-owned	26	4	3 361	682	1 163	1 516	414	260	15
Private	3	3	514	72	205	237	53	34	1
County of Zadar	92	2	6 211	1 043	2 476	2 692	1 160	715	41
State-owned	65	2	4 569	737	1 824	2 008	899	554	24

Private	23	-	1 443	301	555	587	225	140	16
Established by religious communities	4	-	199	5	97	97	36	21	1
County of Osijek-Baranja	88	14	8 024	1 431	2 895	3 698	1 086	761	21
State-owned	68	13	7 005	1 234	2 430	3 341	957	666	21
Private	18	1	874	175	390	309	110	81	-
Established by religious communities	2	-	145	22	75	48	19	14	-
County of Šibenik-Knin	48	2	3 421	784	1 381	1 256	650	380	7
State-owned	38	2	2 619	623	1 036	960	519	299	6
Private	7	-	617	120	261	236	104	65	1
Established by religious communities	3	-	185	41	84	60	27	16	-
County of Vukovar-Srijem	49	13	4 836	1 196	1 738	1 902	640	446	9
State-owned	38	13	3 788	915	1 366	1 507	517	353	4
Private	8	-	785	204	259	322	90	71	2
Established by religious communities	3	-	263	77	113	73	33	22	3
County of Split-Dalmatia	250	5	16 922	3 099	6 886	6 937	2 861	1 568	90
State-owned	193	4	12 637	2 174	5 042	5 421	2 215	1 210	54
Private	47	1	3 524	830	1 469	1 225	526	289	30
Established by religious communities	10	-	761	95	375	291	120	69	6
County of Istria	138	2	7 790	1 933	3 104	2 753	1 607	978	23
State-owned	107	2	6 519	1 587	2 601	2 331	1 414	831	21
Private	30	-	1 229	330	490	409	189	143	2
Established by religious communities	1	-	42	16	13	13	4	4	-
County of Dubrovnik-Neretva	56	1	4 934	1 118	1 888	1 928	842	534	16
State-owned	48	1	4 535	1 037	1 732	1 766	793	500	15
Private	5	-	201	22	81	98	22	15	-
Established by religious communities	3	-	198	59	75	64	27	19	1
County of Međimurje	53	7	4 644	878	1 657	2 109	689	439	23
State-owned	32	7	3 295	524	1 185	1 586	499	315	13
Private	19	-	1 255	321	446	488	177	116	9
Established by religious communities	2	-	94	33	26	35	13	8	1
City of Zagreb	303	21	39 766	10 150	14 800	14 816	7 378	4 303	146
State-owned	226	9	32 911	8 158	12 267	12 486	6 404	3 718	102
Private	63	12	5 805	1 755	2 126	1 924	795	489	35
Established by religious communities	14	-	1 050	237	407	406	179	96	9

NOTES ON METHODOLOGY

Sources and methods of data collection

Data are the result of statistical data processing collected through the Annual Report on Kindergartens and Other Legal Entities Implementing Preschool Education Programmes (DV-PO form) from self-contained kindergartens, kindergartens with departments, departments and other legal entities (basic schools, playrooms in libraries and other health, social, sports and cultural institutions and organizations implementing preschool education programmes) in the Republic of Croatia active in the 2023/2024 pedagogic year, and refer to 31 October 2023.

Coverage and comparability

The statistical survey covers kindergartens and other legal entities implementing preschool education and care programmes on the territory of the Republic of Croatia. The data are comparable to the data from previous years relating to kindergartens. The coverage for 2004/2005 has been expanded on other legal entities implementing preschool education programmes. Data on the preschool programme refer to the 2022/2023 pedagogic year.

Definitions

Preschool education and care programmes intended for preschool children are implemented in nursery and kindergarten groups in kindergarten, irrespective of the founder, and can be classified as follows: **regular programmes, preschool programmes and shorter programmes.**

Preschool education programmes (not kindergartens) in other legal entities are realised in basic schools, in health institutions caring for children with developmental difficulties, in social institutions caring for children with developmental difficulties; as playrooms in libraries, shorter programmes in cultural institutions and shorter programmes in different organisations.

All preschool education programmes must be verified by the Ministry of Science and Education. They are established as constitutional units of the legal entities in question and must fulfil all conditions required for work with preschool children.

Kindergartens are public institutions that provide preschool education as a public service. Kindergarten can be established by the Republic of Croatia and local government units (state-owned kindergartens), religious communities (kindergartens established by religious communities) and other domestic legal entities and natural persons (private kindergartens).

Departments are dislocated parts of a central kindergarten, which include one or more education groups, established by kindergartens as required.

Preschool upbringing in kindergartens covers children of 6 months of age until school age.

Preschool education conducted in kindergartens and other legal entities for children over three years of age in the Republic of Croatia corresponds to the level 0 of the International Standard Classification of Education (ISCED 2011).

Professional assistants are education professional, psychologist, special education teacher, foreign language teacher, music teacher, art teacher, dance teacher etc.

Preschool programme is conducted for children aged six who do not attend a regular preschool education programme as a preparation for school.

Shorter programmes include various contents (foreign languages, religious education, sports, dancing, musical or art classes etc.), which children attend for several hours per week or month.

The organisation and activity in kindergartens is based on the Act on Preschool Education (NN, Nos 10/97, 107/07, 94/13, 98/19 and 57/22).

Territorial constitution

Data on counties are presented according to the Act on Territories of Counties, Towns and Municipalities in the Republic of Croatia (NN, Nos 86/06, 125/06, 16/07, 95/08, 46/10, 145/10, 37/13, 44/13, 45/13 and 110/15) with the situation on 31 December 2023.

Abbreviations

NN Narodne novine, official gazette of the Republic of Croatia

Symbols

- no occurrence

Published by the Croatian Bureau of Statistics, Zagreb, Ilica 3, P. O. B. 80

Phone: (+385 1) 48 06 111

Press corner: press@dzs.hr

Persons responsible:

Dubravka Rogić Hadžalić, Director of Demographic and Social Statistics Directorate

Lidija Brković, Director General

Prepared by:

Marija Gojević, Ana Šojat and Ivona Radić

USERS ARE KINDLY REQUESTED TO STATE THE SOURCE.

Customer Relations and Data Protection Department

Information and user requests

Phone: (+385 1) 48 06 138, 48 06 154, 48 06 115

E-mail: stat.info@dzs.hr

Subscription

Phone: (+385 1) 21 00 455

E-mail: prodaja@dzs.hr