

First Release

Year: LXI.

Zagreb, 17 July 2024

OBR-2024-3-1

ISSN 1334-0557



BOARDING HOMES FOR PUPILS AND STUDENTS, 2023/2024 SCHOOL/ACADEMIC YEAR

Boarding homes for pupils

In the 2023/2024 school year, there were 58 active boarding homes for pupils that accommodated 7 491 beneficiaries.

Out of the total number of children and youth placed in boarding homes, 91.7% of them attended upper secondary schools and 8.3% institutions of higher education. The share of female pupils and students was 59.8%.

Out of the total number of persons in employment, 28.7% of them were educational teachers, 8.1% medical and other professional staff and 62.9% administrative and other staff. The share of women was 73.9%.

Boarding homes for students

In the 2023/2024 academic year, there were 24 active students' boarding homes.

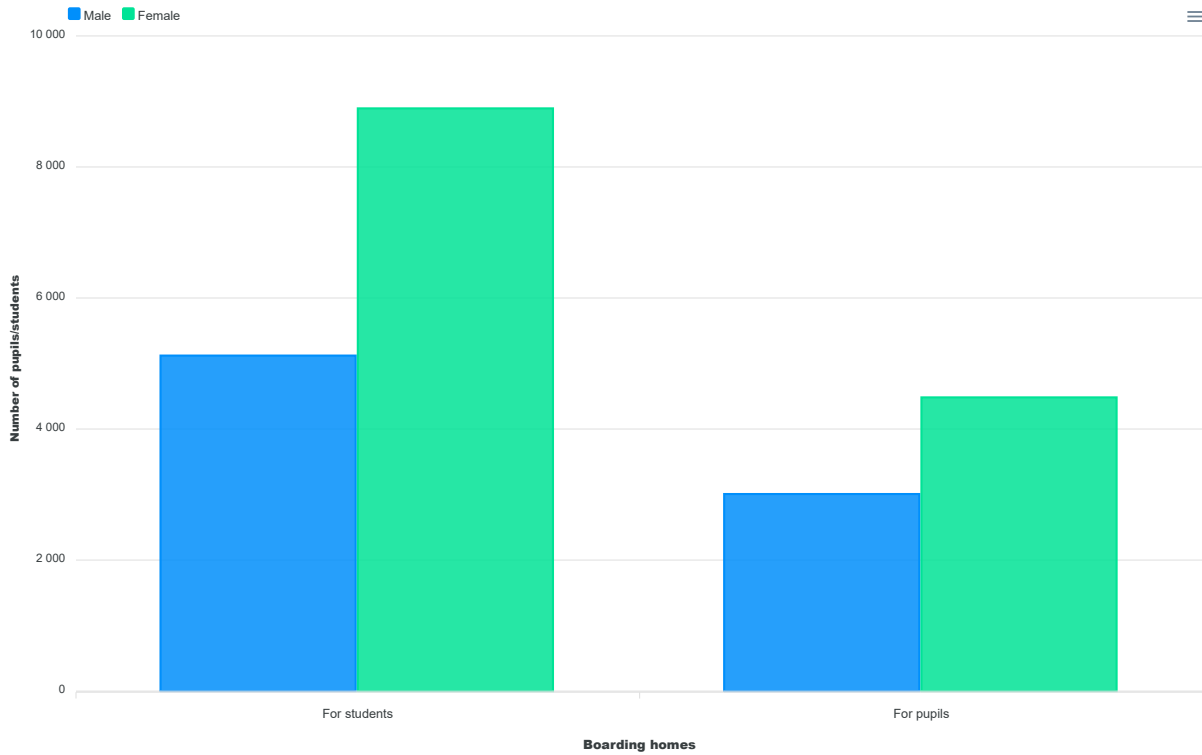
In the 2023/2024 academic year, there were 14 015 students placed in students' boarding homes, while the number of students who were not admitted due to full capacity amounted to 5 052. The share of female student beneficiaries was 63.5%.

In the 2023/2024 academic year, 430 persons were employed in students' boarding homes. The share of women was 72.1%.

1 PUPILS AND STUDENTS, BENEFICIARIES OF PUPILS'/STUDENTS' BOARDING HOMES, BY EDUCATIONAL INSTITUTION THEY ATTENDED AND BY SEX, 2023/2024 SCHOOL/ACADEMIC YEAR

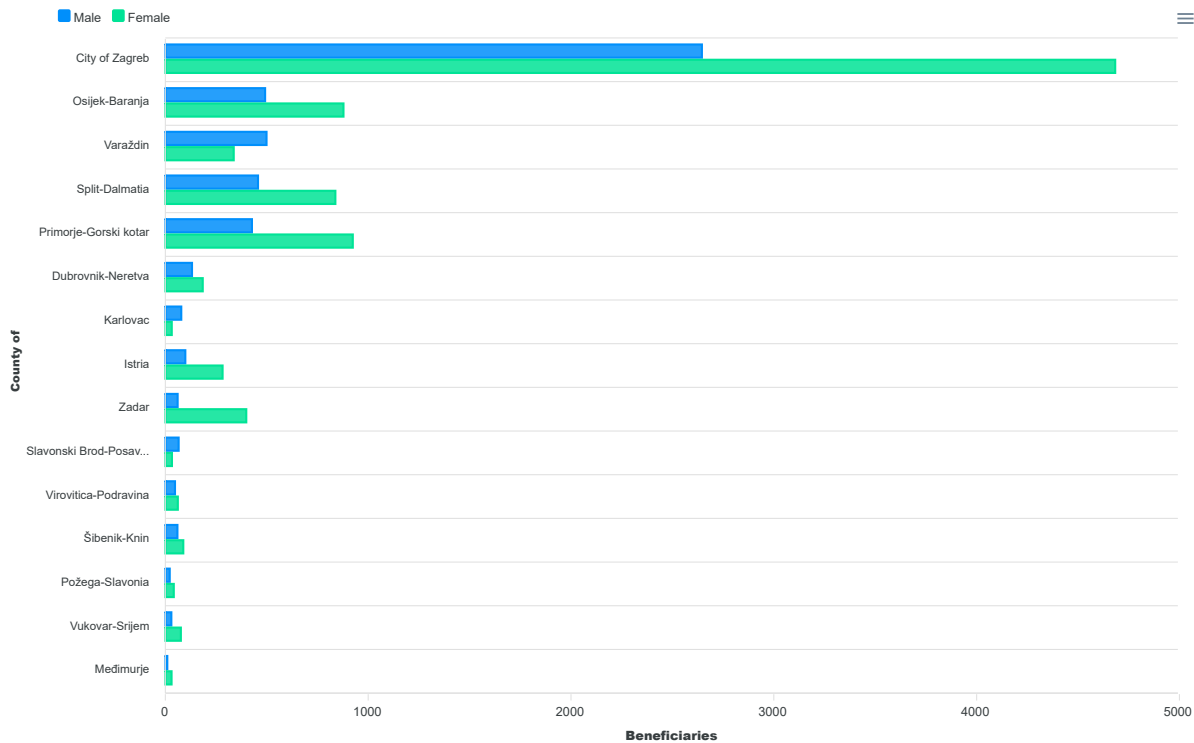
| | Beneficiaries | | | Institution they attended | | Number of pupils/students not placed in boarding home due to full capacity |
|-----------------------------|---------------|-------|--------|---------------------------|---------------------------------|--|
| | Total | Male | Female | Upper secondary school | Institution of higher education | |
| Total | 21 506 | 8 129 | 13 377 | 6 867 | 14 639 | 5 556 |
| Boarding homes for pupils | 7 491 | 3 008 | 4 483 | 6 867 | 624 | 504 |
| Boarding homes for students | 14 015 | 5 121 | 8 894 | - | 14 015 | 5 052 |

G-1 PUPILS/STUDENTS PLACED IN BOARDING HOMES, BY SEX, 2023/2024 SCHOOL/ACADEMIC YEAR



2 STUDENTS' BOARDING HOMES, BENEFICIAIRES AND PERSONS IN EMPLOYMENT, BY COUNTIES AND BY SEX, 2023/2024 ACADEMIC YEAR

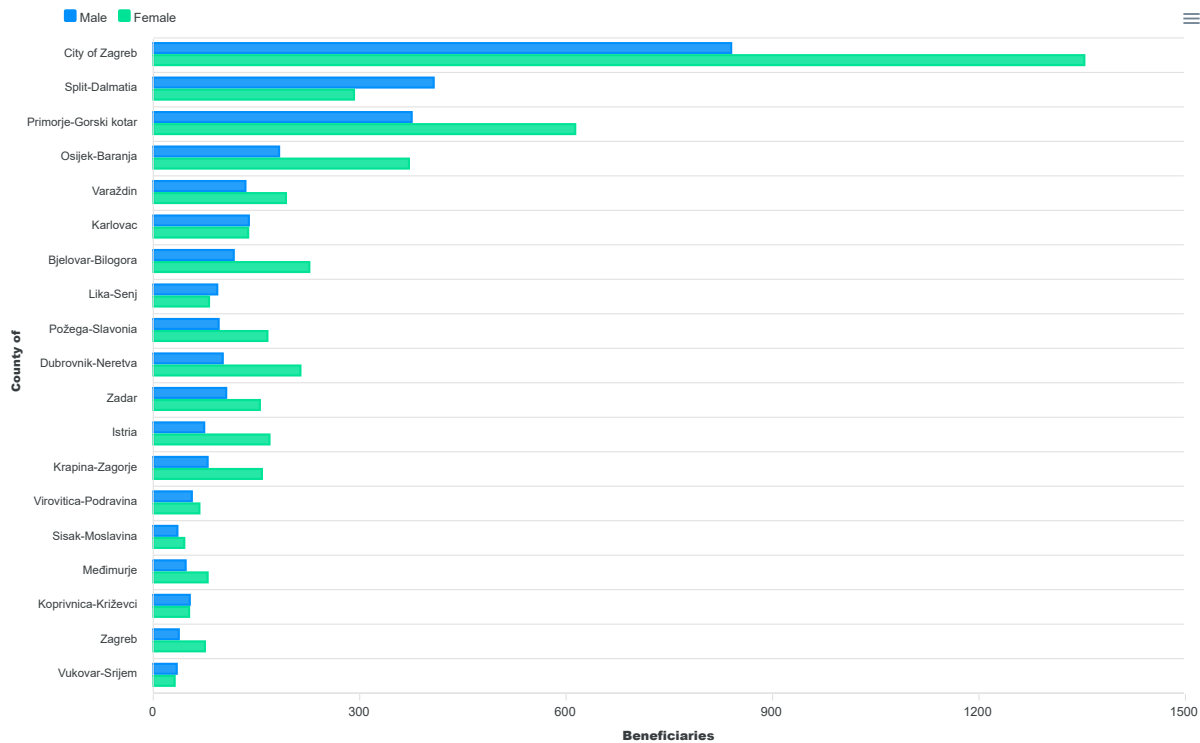
| | Boarding homes | Beneficiaries | | | Persons in employment | | |
|-------------------------|----------------|---------------|-------|--------|-----------------------|------|--------|
| | | Total | Male | Female | Total | Male | Female |
| Republic of Croatia | 24 | 14 015 | 5 121 | 8 894 | 430 | 120 | 310 |
| Karlovac | 1 | 109 | 78 | 31 | 10 | 4 | 6 |
| Varaždin | 1 | 836 | 499 | 337 | 19 | 6 | 13 |
| Primorje-Gorski kotar | 2 | 1 352 | 427 | 925 | 22 | 2 | 20 |
| Virovitica-Podravina | 1 | 108 | 47 | 61 | 1 | 1 | - |
| Požega-Slavonia | 1 | 62 | 21 | 41 | 8 | 2 | 6 |
| Slavonski Brod-Posavina | 1 | 97 | 65 | 32 | 11 | 4 | 7 |
| Zadar | 1 | 459 | 60 | 399 | 25 | 12 | 13 |
| Osijek-Baranja | 3 | 1 371 | 492 | 879 | 30 | 11 | 19 |
| Šibenik-Knin | 2 | 147 | 59 | 88 | 14 | 3 | 11 |
| Vukovar-Srijem | 1 | 105 | 29 | 76 | 2 | 2 | - |
| Split-Dalmatia | 3 | 1 296 | 457 | 839 | 51 | 5 | 46 |
| Dubrovnik-Neretva | 1 | 315 | 131 | 184 | 81 | 25 | 56 |
| Istria | 1 | 380 | 98 | 282 | 10 | 4 | 6 |
| Međimurje | 1 | 39 | 9 | 30 | 2 | - | 2 |
| City of Zagreb | 4 | 7 339 | 2 649 | 4 690 | 144 | 39 | 105 |

G-2 STUDENTS PLACED IN BOARDING HOMES FOR STUDENTS, BY COUNTIES AND BY SEX, 2023/2024 ACADEMIC YEAR

3 PUPILS' BOARDING HOMES, BENEFICIARIES (PUPILS/STUDENTS) AND PERSONS IN EMPLOYMENT, BY COUNTIES AND BY SEX, 2023/2024 SCHOOL YEAR

| | Boarding homes | Beneficiaries | | | Persons in employment | | | | | |
|-----------------------|----------------|---------------|-------|--------|-----------------------|-------|----------------------|---------------|--|--------------------------------|
| | | Total | Male | Female | Total | Women | Educational teachers | Medical staff | Other professional staff ¹⁾ | Administrative and other staff |
| Republic of Croatia | 58 | 7 491 | 3 008 | 4 483 | 1 381 | 1 021 | 400 | 31 | 81 | 869 |
| Zagreb | 1 | 112 | 37 | 75 | 22 | 18 | 6 | - | 1 | 15 |
| Krapina-Zagorje | 2 | 237 | 79 | 158 | 47 | 38 | 17 | 1 | 3 | 26 |
| Sisak-Moslavina | 1 | 80 | 35 | 45 | 16 | 13 | 4 | - | - | 12 |
| Karlovac | 3 | 277 | 139 | 138 | 60 | 43 | 15 | - | 4 | 41 |
| Varaždin | 2 | 327 | 134 | 193 | 53 | 37 | 18 | 1 | 4 | 30 |
| Koprivnica-Križevci | 1 | 105 | 53 | 52 | 22 | 14 | 6 | 1 | 1 | 14 |
| Bjelovar-Bilogora | 2 | 344 | 117 | 227 | 59 | 44 | 20 | 1 | 3 | 35 |
| Primorje-Gorski kotar | 7 | 990 | 376 | 614 | 185 | 135 | 56 | 4 | 9 | 116 |
| Lika-Senj | 3 | 174 | 93 | 81 | 35 | 27 | 11 | - | 2 | 22 |
| Virovitica-Podravina | 1 | 123 | 56 | 67 | 25 | 18 | 8 | 2 | 1 | 14 |
| Požega-Slavonia | 2 | 261 | 95 | 166 | 49 | 33 | 13 | 1 | 3 | 32 |
| Zadar | 1 | 261 | 106 | 155 | 38 | 24 | 11 | 1 | 1 | 25 |
| Osijek-Baranja | 5 | 555 | 183 | 372 | 93 | 68 | 27 | 1 | 5 | 60 |
| Vukovar-Srijem | 1 | 65 | 34 | 31 | 19 | 12 | 5 | - | 1 | 13 |
| Split-Dalmatia | 4 | 700 | 408 | 292 | 94 | 66 | 34 | 3 | 3 | 54 |
| Istria | 2 | 243 | 74 | 169 | 52 | 40 | 16 | 2 | 6 | 28 |
| Dubrovnik-Neretva | 3 | 315 | 101 | 214 | 74 | 59 | 20 | - | 5 | 49 |
| Međimurje | 2 | 126 | 47 | 79 | 38 | 26 | 9 | 1 | 4 | 24 |
| City of Zagreb | 15 | 2 196 | 841 | 1 355 | 400 | 306 | 104 | 12 | 25 | 259 |

1) Pedagogue, psychologist, special education teacher and social worker.

G-3 PUPILS/STUDENTS PLACED IN BOARDING HOMES, BY COUNTIES AND BY SEX, 2023/2024 SCHOOL YEAR



NOTES ON METHODOLOGY

Sources and methods of data collection

Data are the result of annual processing of data collected on the Annual Report on Boarding Homes for Pupils and Students (ŠD form), which are filled in by boarding homes for pupils and students according to the situation as on 31 March of the current school/academic year.

Coverage and comparability

The statistical survey covers boarding homes for pupils and students located on the territory of the Republic of Croatia. Data are comparable to the data from previous years.

Definitions and explanations

Pupils' boarding homes are institutions that provide food and lodging for pupils during their study and organise educational work as well as cultural and other pupils' activities.

As a rule, only regular pupils are entitled to food and lodging and they can get it based on their previous education achievements and economic situation of pupils and their parents, guardians etc.

Vacancies in boarding homes may also be filled with students from institutions of higher education and pupils from other schools, seminars and courses, as long as this does not interfere with regular education work and life in a boarding home.

Students' boarding homes are institutions that provide accommodation for students during their study. Besides accommodation, meals can be provided.

Tables 2 and 3 present only counties in which boarding homes for students or pupils are located.

Territorial constitution

Data on counties are presented according to the Act on Territories of Counties, Towns and Municipalities in the Republic of Croatia (NN, Nos 86/06, 125/06, 16/07, 95/08, 46/10, 145/10, 37/13, 44/13, 45/13 and 110/15) with the situation as on 31 December 2023.

Abbreviations

NN Narodne novine, official gazette of the Republic of Croatia

Symbols

- no occurrence

Published by the Croatian Bureau of Statistics, Zagreb, Ilica 3, P. O. B. 80

Phone: (+385 1) 48 06 111

Press corner: press@dzs.hr

Persons responsible:

Dubravka Rogić Hadžalić, Director of Demographic and Social Statistics Directorate

Lidija Brković, Director General

Prepared by:

Marija Gojević and Ana Šojat

USERS ARE KINDLY REQUESTED TO STATE THE SOURCE.

Customer Relations and Data Protection Department

Information and user requests

Phone: (+385 1) 48 06 138, 48 06 154, 48 06 115

E-mail: stat.info@dzs.hr

Subscription

Phone: (+385 1) 21 00 455

E-mail: prodaja@dzs.hr