

OSNOVNI STRUKTURNO-POSLOVNI POKAZATELJI PODUZEĆA U 2020. Privremeni podaci

BASIC STRUCTURAL BUSINESS INDICATORS OF ENTERPRISES, 2020 Provisional Data

Prikazani su podaci za nefinancijsko poslovno gospodarstvo Republike Hrvatske. Riječ je o djelatnostima industrije, građevinarstva, trgovine i nefinancijskih usluga, odnosno djelatnostima koje u najvećem dijelu čine tzv. realni sektor. Predmetni podaci objavljuju se na razini statističke jedinice "poduzeće" u skladu s definicijom i pravilima navedenima u Uredbi Vijeća (EEZ) br. 696/93 od 15. ožujka 1993. o statističkim jedinicama za promatranje i analizu proizvodnog sustava unutar Zajednice, usklađeni su s odgovarajućim standardima Europske unije i međunarodno su usporedivi.

Data on the non-financial business economy of the Republic of Croatia are presented. These data refer to the activities of industry, construction, trade and non-financial services, that is, the activities that comprise the majority of the so-called real sector. The data are published at the level of the statistical unit "enterprise" in accordance with the definition and rules set out in the Council Regulation (EEC) No 696/93 of 15 March 1993 on the statistical units for the observation and analysis of the production system in the Community. They are harmonised with relevant European Union (EU) standards and internationally comparable.

Smanjenje poslovne aktivnosti realnog sektora

U promatranom dijelu gospodarstva u 2020. došlo je do nominalnog smanjenja poslovne aktivnosti u odnosu na prethodnu godinu (prometa za 9,0%, dodane vrijednosti za 6,6% i broja zaposlenih za 2,2%). Smanjenje aktivnosti ostvarila su sva područja, osim građevinarstva, koje je ostvarilo porast prometa za 0,9%, dodane vrijednosti za 15,5% i broja zaposlenih za 5,6%.

Decrease in business activity of real sector

Compared to the previous year, the observed part of the economy recorded a nominal decrease in business activity in 2020 (9.0% in turnover, 6.6% in value added and 2.2% in the number of persons employed). The decrease in the activity was recorded for all sections, except construction, which recorded an increase in turnover of 0.9%, in value added of 15.5% and in the number of persons employed of 5.6%.

Prema privremenim rezultatima u 2020. u predmetnom dijelu gospodarstva aktivno je poslovalo ukupno 180 541 poduzeće s 1 087 304 zaposlene osobe prema definicijama strukturnih poslovnih statistika (vidi Metodološka objašnjenja). Predmetna poduzeća ostvarila su ukupan promet (prihod od prodaje proizvoda i usluga) u iznosu od 653 milijarde kuna te dodanu vrijednost u iznosu od 190,4 milijarde kuna.

According to the provisional results in 2020, concerning this part of the economy, there was a total of 180 541 enterprises employing 1 087 304 persons according to the definitions of structural business statistics (see Notes on Methodology). The total turnover of these enterprises (the revenue from sold goods and services) amounted to 653 billion kuna and the value added to 190.4 billion kuna.

Najveći udio dodane vrijednosti ostvaruju poduzeća iz područja industrije

Najveći broj poduzeća djelovao je u područjima nefinancijskih usluga (u kojima je aktivno poslovalo 97 341 poduzeće, odnosno 53,9%) i u području trgovine (u kojemu je poslovalo 35 386 poduzeća, odnosno 19,6%).

The largest share of the value added was generated by enterprises in the Industry section

The largest number of enterprises operated in the Non-financial services section (in which there were 97 341 active enterprises, or 53.9%) and in the Trade section (in which 35 386, or 19.6%, enterprises operated).

Najveći broj zaposlenih osoba bio je angažiran u području nefinancijskih usluga (s 402 781 zaposlenom osobom, odnosno 37,0%) i u području industrije (s 319 550 zaposlenih osoba, odnosno 29,4%).

The largest number of employed persons was engaged in the Non-financial services section (with 402 781 employed persons, or 37.0%) and in the Industry section (with 319 550 employed persons, or 29.4%).

Poduzeća u području trgovine imala su najveći udio u ostvarenom prometu (s ostvarenim prometom od 265,4 milijarde kuna, odnosno 40,6%). Slijede poduzeća u području industrije (s ostvarenim prometom od 194,7 milijardi kuna, odnosno 29,8%).

Enterprises in the Trade section had the largest share in the generated turnover (with a generated turnover of 265.4 billion kuna, or 40.6%), followed by enterprises in the Industry section (with a generated turnover of 194.7 billion kuna, or 29.8%).

U ukupnoj dodanoj vrijednosti prema troškovima proizvodnih čimbenika najveći udio ostvarila su poduzeća iz područja industrije (34,1%) i poduzeća iz područja nefinancijskih usluga (33,2%).

The largest share in the total value added at factor costs was generated by enterprises in the Industry section (34.1%) and in the Non-financial services section (33.2%).

Važno je napomenuti da se statistički podaci objavljeni u ovom Priopćenju ne mogu uspoređivati s podacima o strukturi i poslovanju koji su prikupljeni i/ili obrađeni na temelju metodologija koje imaju drugačiji pristup i/ili ne primjenjuju iste koncepte i definicije.

It must be pointed out that the statistical data presented in this First Release are not comparable with the data on the structure and business collected and/or processed according to the methodologies having a different approach and/or using different concepts and definitions.

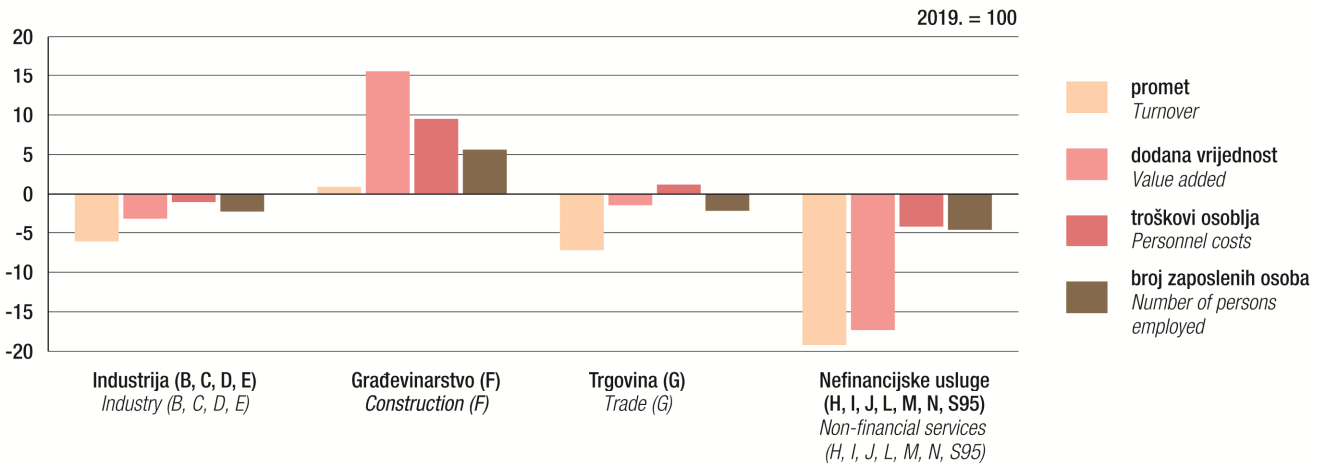
1. ODABRANI STRUKTURNO-POSLOVNI POKAZATELJI PREMA PODRUČJIMA DJELATNOSTI NKD-a 2007.
SELECTED STRUCTURAL BUSINESS INDICATORS, BY ACTIVITIES, ACCORDING TO NKD 2007.

	Promet, mil. kuna Turnover, mln kuna		Dodana vrijednost prema troškovima proizvodnih čimbenika, mil. kuna Value added at factor costs, mln kuna		Troškovi osoblja, mil. kuna Personnel costs, mln kuna		Broj zaposlenih osoba Number of persons employed		
	2019.	2020. ¹⁾	2019.	2020. ¹⁾	2019.	2020. ¹⁾	2019.	2020. ¹⁾	
Ukupno	717 706	653 006	203 866	190 365	111 653	110 902	1 111 669	1 087 304	Total
Industrija (B, C, D, E)	207 417	194 694	66 971	64 862	36 899	36 538	326 714	319 550	Industry (B, C, D, E)
Građevinarstvo (F)	58 164	58 661	15 920	18 382	10 416	11 402	119 702	126 422	Construction (F)
Trgovina (G)	285 892	265 416	44 525	43 913	23 685	23 969	243 616	238 551	Trade (G)
Nefinancijske usluge (H, I, J, L, M, N, S95)	166 233	134 234	76 450	63 208	40 654	38 993	421 637	402 781	Non-financial services (H, I, J, L, M, N, S95)

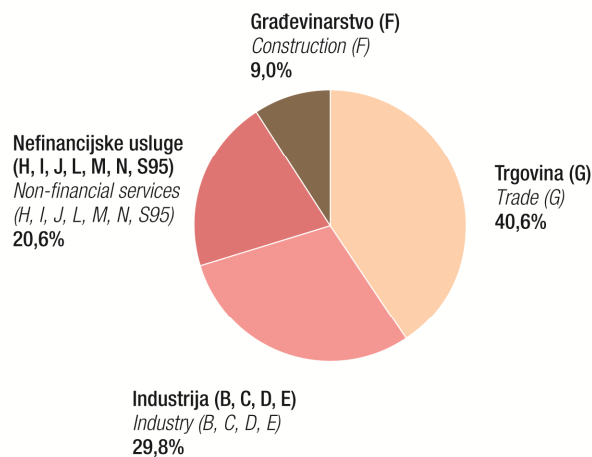
1) Privremeni podaci

1) Provisional data.

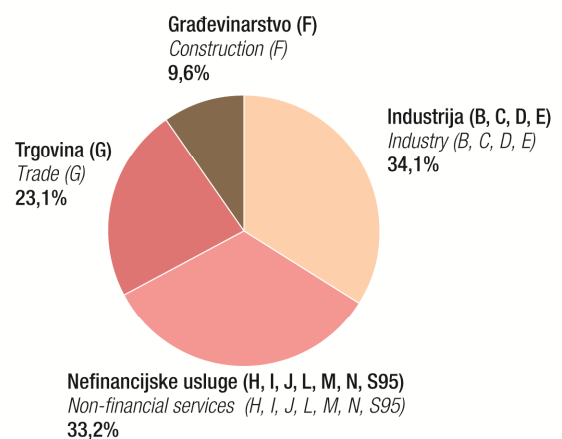
G-1. STOPA RASTA ODABRANIH STRUKTURNO-POSLOVNIH POKAZATELJA PREMA PODRUČJIMA DJELATNOSTI NKD-a 2007. U 2020.
GROWTH RATE OF SELECTED STRUCTURAL BUSINESS INDICATORS, BY ACTIVITIES, ACCORDING TO NKD 2007., IN 2020.



G-2. STRUKTURA OSTVARENOG PROMETA PREMA PODRUČJIMA DJELATNOSTI NKD-a 2007. U 2020.
STRUCTURE OF GENERATED TURNOVER, BY ACTIVITIES, ACCORDING TO NKD 2007., IN 2020



G-3. STRUKTURA OSTVARENE DODANE VRIJEDNOSTI PREMA PODRUČJIMA DJELATNOSTI NKD-a 2007. U 2020.
STRUCTURE OF GENERATED VALUE ADDED, BY ACTIVITIES, ACCORDING TO NKD 2007., IN 2020



2. OSNOVNI STRUKTURNO-POSLOVNI POKAZATELJI PREMA NKD-u 2007. U 2020.
BASIC STRUCTURAL BUSINESS INDICATORS, ACCORDING TO NKD 2007., IN 2020

		Broj poduzeća <i>Number of enterprises</i>	Broj zaposlenih osoba <i>Number of persons employed</i>	Promet <i>Turnover</i>	Dodana vrijednost prema troškovima proizvodnih čimbenika <i>Value added at factor costs</i>	Ukupne nabave roba i usluga <i>Total purchases of goods and services</i>	Troškovi osoblja <i>Personnel costs</i>		
								tis. kuna <i>Thousand kuna</i>	
Ukupno		180 541	1 087 304	653 005 760	190 365 355	496 428 574	110 901 760	<i>Total</i>	
B	Rudarstvo i vađenje	191	2 031	1 669 304	573 431	1 189 363	238 276	B	<i>Mining and quarrying</i>
05	Vađenje ugljena i lignita	-	-	-	-	-	-	05	<i>Mining of coal and lignite</i>
06	Vađenje sirove nafte i prirodnog plina	-	-	-	-	-	-	06	<i>Extraction of crude petroleum and natural gas</i>
07	Vađenje metalnih ruda	-	-	-	-	-	-	07	<i>Mining of metal ores</i>
08	Ostalo rudarstvo i vađenje	181	1 985	1 639 781	581 211	1 148 702	233 334	08	<i>Other mining and quarrying</i>
09	Pomoćne uslužne djelatnosti u rudarstvu	10	46	29 524	- 7 780	40 661	4 942	09	<i>Mining support service activities</i>
C	Prerađivačka industrija	22 159	271 228	153 048 725	49 523 848	110 841 126	29 916 155	C	<i>Manufacturing</i>
10	Proizvodnja prehrambenih proizvoda	2 715	52 131	30 133 167	7 866 672	23 438 091	5 048 781	10	<i>Manufacture of food products</i>
11	Proizvodnja pića	545	6 602	5 148 209	1 810 947	3 730 124	904 005	11	<i>Manufacture of beverages</i>
12	Proizvodnja duhanskih proizvoda	3	1 002	z	z	z	z	12	<i>Manufacture of tobacco products</i>
13	Proizvodnja tekstila	616	3 558	1 237 761	435 121	916 302	267 130	13	<i>Manufacture of textiles</i>
14	Proizvodnja odjeće	1 131	13 187	3 204 139	1 134 378	2 297 234	895 657	14	<i>Manufacture of wearing apparel</i>
15	Proizvodnja kože i srodnih proizvoda	212	9 968	2 719 064	922 368	1 982 867	780 410	15	<i>Manufacture of leather and related products</i>
16	Prerada drva i proizvoda od drva i pluta, osim namještaja; proizvodnja proizvoda od slame i pletarskih materijala	1 844	18 577	7 907 463	2 349 995	5 975 338	1 525 978	16	<i>Manufacture of wood and of products of wood and cork, except furniture; manufacture of articles of straw and plaiting materials</i>
17	Proizvodnja papira i proizvoda od papira	289	4 864	3 638 934	1 009 685	2 829 380	543 016	17	<i>Manufacture of paper and paper products</i>
18	Tiskanje i umnožavanje snimljenih zapisa	1 364	8 354	4 716 813	1 519 142	3 413 697	893 081	18	<i>Printing and reproduction of recorded media</i>
19	Proizvodnja koksa i rafiniranih naftnih proizvoda	8	9 006	z	z	z	z	19	<i>Manufacture of coke and refined petroleum products</i>
20	Proizvodnja kemikalija i kemijskih proizvoda	374	5 941	5 641 052	1 724 564	4 013 847	736 407	20	<i>Manufacture of chemicals and chemical products</i>
21	Proizvodnja osnovnih farmaceutskih proizvoda i farmaceutskih pripravaka	51	5 654	6 660 474	3 090 991	4 512 160	1 228 273	21	<i>Manufacture of basic pharmaceutical products and pharmaceutical preparations</i>
22	Proizvodnja proizvoda od gume i plastike	1 084	12 962	7 753 472	2 219 354	5 801 192	1 209 102	22	<i>Manufacture of rubber and plastic products</i>
23	Proizvodnja ostalih nemetalnih mineralnih proizvoda	1 185	13 064	9 411 279	3 190 961	6 699 345	1 598 564	23	<i>Manufacture of other non-metallic mineral products</i>
24	Proizvodnja metala	105	3 956	2 000 235	684 455	1 448 834	431 405	24	<i>Manufacture of basic metals</i>
25	Proizvodnja gotovih metalnih proizvoda, osim strojeva i opreme	3 628	35 222	14 582 320	6 227 774	9 211 386	3 830 530	25	<i>Manufacture of fabricated metal products, except machinery and equipment</i>
26	Proizvodnja računala te elektroničkih i optičkih proizvoda	504	3 338	2 236 990	681 513	1 643 415	406 864	26	<i>Manufacture of computer, electronic and optical products</i>
27	Proizvodnja električne opreme	405	11 144	7 513 934	2 305 650	5 521 611	1 616 838	27	<i>Manufacture of electrical equipment</i>
28	Proizvodnja strojeva i uređaja, d. n.	700	11 780	6 735 611	2 315 534	4 885 769	1 453 561	28	<i>Manufacture of machinery and equipment n. e. c.</i>
29	Proizvodnja motornih vozila, prikolica i poluprikolica	144	2 329	1 191 583	384 989	851 679	237 471	29	<i>Manufacture of motor vehicles, trailers and semi-trailers</i>
30	Proizvodnja ostalih prijevoznih sredstava	326	6 616	2 910 666	1 303 365	2 175 667	760 531	30	<i>Manufacture of other transport equipment</i>
31	Proizvodnja namještaja	1 136	10 911	4 133 393	1 356 164	3 068 694	929 735	31	<i>Manufacture of furniture</i>

2. OSNOVNI STRUKTURNO-POSLOVNI POKAZATELJI PREMA NKD-u 2007. U 2020.
BASIC STRUCTURAL BUSINESS INDICATORS, ACCORDING TO NKD 2007., IN 2020

(nastavak)
 (continued)

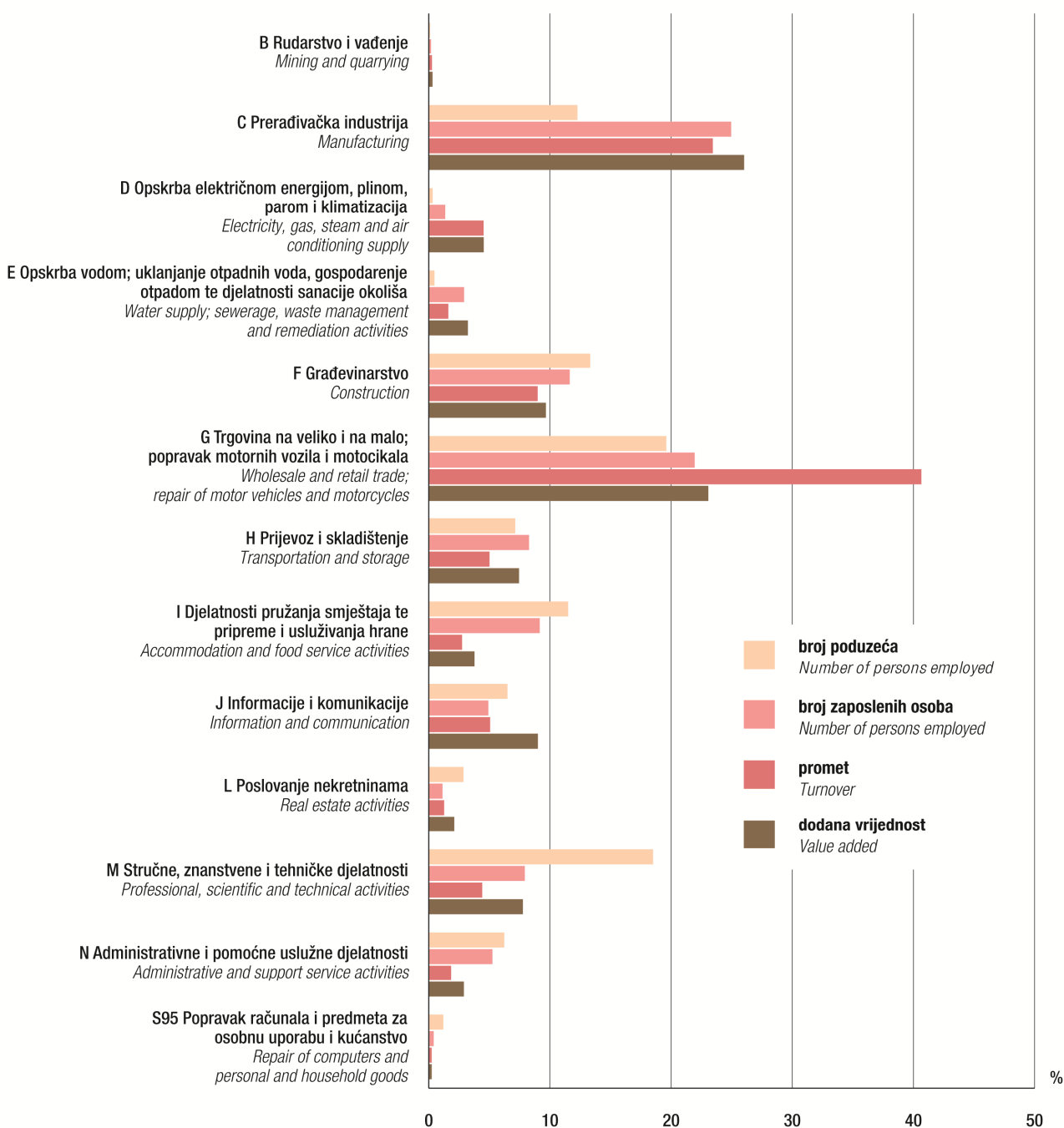
	Broj poduzeća <i>Number of enterprises</i>	Broj zaposlenih osoba <i>Number of persons employed</i>	Promet <i>Turnover</i>	Dodana vrijednost prema troškovima proizvodnih čimbenika <i>Value added at factor costs</i>	Ukupne nabave roba i usluga <i>Total purchases of goods and services</i>	Troškovi osoblja <i>Personnel costs</i>		
				tis. kuna <i>Thousand kuna</i>				
32	1 784	5 430	1 570 846	618 155	1 047 798	353 044	32	<i>Other manufacturing</i>
33	2 006	15 632	6 684 088	3 293 343	3 587 624	2 471 558	33	<i>Repair and installation of machinery and equipment</i>
D	569	14 671	29 490 632	8 627 193	21 779 726	2 452 695	D	<i>Electricity, gas, steam and air conditioning supply</i>
35	569	14 671	29 490 632	8 627 193	21 779 726	2 452 695	35	<i>Electricity, gas, steam and air conditioning supply</i>
E	852	31 620	10 485 733	6 137 921	5 760 087	3 930 565	E	<i>Water supply; sewerage, waste management and remediation activities</i>
36	130	7 225	1 859 839	1 582 285	827 878	884 094	36	<i>Water collection, treatment and supply</i>
37	82	555	350 051	156 205	263 018	67 564	37	<i>Sewerage</i>
38	554	22 445	7 568 542	3 979 589	4 304 729	2 725 616	38	<i>Waste collection, treatment and disposal activities; materials recovery</i>
39	86	1 395	707 301	419 842	364 461	253 291	39	<i>Remediation activities and other waste management services</i>
F	24 043	126 422	58 661 043	18 382 229	43 881 577	11 402 489	F	<i>Construction</i>
41	7 600	47 365	23 691 601	6 096 347	19 484 492	4 012 365	41	<i>Construction of buildings</i>
42	942	22 006	15 880 498	5 237 921	11 440 651	3 031 410	42	<i>Civil engineering</i>
43	15 501	57 051	19 088 943	7 047 962	12 956 433	4 358 713	43	<i>Specialised construction activities</i>
G	35 386	238 551	265 416 105	43 913 011	230 527 173	23 968 604	G	<i>Wholesale and retail trade; repair of motor vehicles and motorcycles</i>
45	6 329	25 390	28 329 687	3 859 788	24 749 311	2 370 847	45	<i>Wholesale and retail trade and repair of motor vehicles and motorcycles</i>
46	14 489	79 985	129 940 292	19 749 248	114 589 476	9 924 334	46	<i>Wholesale trade, except of motor vehicles and motorcycles</i>
47	14 568	133 176	107 146 126	20 303 975	91 188 386	11 673 422	47	<i>Retail trade, except of motor vehicles and motorcycles</i>
H	12 868	89 927	32 708 954	14 157 962	21 959 115	9 977 444	H	<i>Transportation and storage</i>
49	10 216	49 584	17 496 152	7 356 275	12 493 968	4 411 192	49	<i>Land transport and transport via pipelines</i>
50	1 125	4 649	1 913 010	720 306	1 558 953	559 154	50	<i>Water transport</i>
51	13	1 133	625 287	139 034	641 370	244 847	51	<i>Air transport</i>
52	1 401	23 745	10 405 721	4 534 600	6 287 046	3 668 484	52	<i>Warehousing and support activities for transportation</i>
53	113	10 816	2 268 784	1 407 747	977 778	1 093 766	53	<i>Postal and courier activities</i>
I	20 767	99 580	17 884 072	7 178 781	13 061 437	6 753 623	I	<i>Accommodation and food service activities</i>
55	3 485	32 475	7 103 750	3 148 593	5 087 042	3 044 593	55	<i>Accommodation</i>
56	17 282	67 105	10 780 322	4 030 188	7 974 395	3 709 030	56	<i>Food and beverage service activities</i>
J	11 717	53 424	33 060 716	17 132 724	17 090 745	8 139 594	J	<i>Information and communication</i>
58	892	5 223	2 102 138	922 360	1 310 254	682 062	58	<i>Publishing activities</i>

2. OSNOVNI STRUKTURNO-POSLOVNI POKAZATELJI PREMA NKD-u 2007. U 2020.
BASIC STRUCTURAL BUSINESS INDICATORS, ACCORDING TO NKD 2007., IN 2020

(nastavak)
 (continued)

	Broj poduzeća <i>Number of enterprises</i>	Broj zaposlenih osoba <i>Number of persons employed</i>	Promet <i>Turnover</i>	Dodana vrijednost prema troškovima proizvodnih čimbenika <i>Value added at factor costs</i>	Ukupne nabave roba i usluga <i>Total purchases of goods and services</i>	Troškovi osoblja <i>Personnel costs</i>	
59	1 359	2 563	1 181 747	506 302	720 023	169 884	59 <i>Motion picture, video and television programme production, sound recording and music publishing</i>
60	193	4 883	2 259 716	1 164 340	1 275 067	700 748	60 <i>Programming and broadcasting activities</i>
61	356	9 160	12 239 919	6 606 778	5 875 307	1 745 228	61 <i>Telecommunications</i>
62	7 924	27 774	13 783 680	7 146 185	7 149 772	4 270 550	62 <i>Computer programming, consultancy and related activities</i>
63	993	3 821	1 493 516	786 759	760 322	571 122	63 <i>Information service activities</i>
L	5 171	12 256	8 208 074	3 999 262	5 224 453	925 709	L <i>Real estate activities</i>
68	5 171	12 256	8 208 074	3 999 262	5 224 453	925 709	68 <i>Real estate activities</i>
M	33 410	86 165	28 818 190	14 789 480	16 181 219	8 725 092	M <i>Professional, scientific and technical activities</i>
69	10 648	25 286	5 337 386	3 771 962	1 932 663	1 920 808	69 <i>Legal and accounting activities</i>
70	7 044	11 820	4 189 287	2 045 839	2 741 648	965 079	70 <i>Activities of head offices; management consultancy activities</i>
71	6 864	28 097	10 738 903	5 423 939	6 102 029	3 537 635	71 <i>Architectural and engineering activities; technical testing and analysis</i>
72	297	2 983	1 239 330	785 891	519 181	589 418	72 <i>Scientific research and development</i>
73	3 320	8 179	4 979 223	1 658 084	3 497 763	1 065 169	73 <i>Advertising and market research</i>
74	4 970	7 439	1 606 394	745 220	967 812	374 605	74 <i>Other professional, scientific and technical activities</i>
75	267	2 361	727 667	358 546	420 124	272 379	75 <i>Veterinary activities</i>
N	11 248	57 078	12 001 557	5 495 955	7 768 552	4 214 485	N <i>Administrative and support service activities</i>
77	3 755	8 287	3 962 624	1 071 630	3 401 707	537 123	77 <i>Rental and leasing activities</i>
78	337	8 918	1 438 705	914 349	573 517	865 220	78 <i>Employment activities</i>
79	2 764	6 576	1 642 458	402 740	1 567 142	496 136	79 <i>Travel agency, tour operator reservation service and related activities</i>
80	210	12 258	1 334 438	1 103 375	332 331	892 994	80 <i>Security and investigation activities</i>
81	3 074	16 250	2 499 741	1 418 473	1 252 233	981 577	81 <i>Services to buildings and landscape activities</i>
82	1 108	4 789	1 123 591	585 387	641 622	441 434	82 <i>Office administrative, office support and other business support activities</i>
S95	2 160	4 351	1 552 655	453 556	1 164 002	257 029	S95 <i>Repair of computers and personal and household goods</i>

G-4. BROJ PODUZEĆA, ZAPOSLENIH OSOBA, PROMET I DODANA VRIJEDNOST U 2020.
NUMBER OF ENTERPRISES, PERSONS EMPLOYED, TURNOVER AND VALUE ADDED, IN 2020



METODOLOŠKA OBJAŠNENJA

Uvod u strukturne poslovne statistike

Strukturne poslovne statistike (SPS) opisuju strukturu, izvođenje i učinak gospodarskih djelatnosti, vrednovan u tržišnim cijenama, promatranjem jedinica koje te djelatnosti obavljaju. One osiguravaju informacije o prihodima i rashodima, zaposlenosti, produktivnosti, nacionalnoj i regionalnoj specijalizaciji, veličini poduzeća, investicijama itd.

NOTES ON METHODOLOGY

Introduction to structural business statistics

Structural business statistics (SBS) describe the structure, conduct and performance of economic activities, valued at market prices, by observing the units engaged in those activities. They provide information on income and expenditures, employment, productivity, national and regional specialisation, enterprises' size classes, investments, etc.

Svrha istraživanja o strukturnim statistikama poduzeća jest praćenje poslovanja i osiguravanje međunarodno usporedivih podataka potpuno u skladu s europskim standardima strukturnih poslovnih statistika (Uredba br. 295/2008 Europskog parlamenta i Vijeća od 11. ožujka 2008.). Dobiveni pokazatelji omogućuju analizu poslovanja i strukturnih promjena poslovne populacije. Osnova su za izradu tržišnih analiza i donošenje poslovnih odluka te za izračun bruto domaćeg proizvoda i ocjenu osnovnih makroekonomskih kategorija.

Izvori i metode prikupljanja podataka

Podaci za kompilaciju strukturnih poslovnih statistika i izračune pokazatelja SPS-a prikupljaju se u cijelosti iz postojećih administrativnih i statističkih izvora. Glavni izvor podataka jest Godišnji financijski izvještaj poduzetnika (obrazac GFI-POD). Dodatni izvori podataka jesu ostali financijski izvještaji, evidencije Porezne uprave (poreza na dobit i dohodak) te vlastita istraživanja Državnog zavoda za statistiku – Godišnji izvještaj o investicijama u dugotrajnu imovinu (obrazac INV-P) te Investicije u zaštitu okoliša i izdaci za dobra i usluge u okolišu (obrazac IDU-OK) u skladu s relevantnom metodologijom.

Jedinice promatranja

Glavna jedinica promatranja koja se koristi u strukturnim poslovnim statistikama jest poduzeće – poslovni subjekt koji čini organizacijsku jedinicu za proizvodnju dobara i/ili usluga i ima određeni stupanj autonomije. Zavisno od poslovnih i organizacijskih okolnosti, može odgovarati samo jednoj pravnoj jedinici ili skupini od nekoliko pravnih jedinica. U poduzeća su, osim pravnih jedinica, također uključena slobodna zanimanja i obrti.

Svakom poduzeću kao cjelini dodjeljuje se jedna šifra Nacionalne klasifikacije djelatnosti prema glavnoj djelatnosti koju obavlja. Glavnu djelatnost utvrđuje i ažurira Statistički poslovni registar (SPR) Državnog zavoda za statistiku. Kriterij za određivanje glavne djelatnosti jest najveći udio u ukupnoj dodanoj vrijednosti poduzeća, odnosno ako se to ne može sa sigurnošću utvrditi, primjenjuju se zamjenski kriteriji prihoda i/ili broja zaposlenih.

Obuhvat

U ovoj publikaciji podaci su prikazani prema područjima i odjeljcima Nacionalne klasifikacije djelatnosti 2007. (NKD-a 2007.). Obuhvaćaju se aktivna poduzeća (pravne i fizičke osobe) koja su prema glavnoj djelatnosti svrstana u područja od B do J i od L do N te odjeljak 95 područja S prema NKD-u 2007.

Objavlivanje

Prvi nacionalni rezultati za određeni uži izbor varijabli objavljuju se najkasnije 11 mjeseci po isteku referentne (izvještajne) godine. Konačni nacionalni rezultati za prošireni set varijabli objavljuju se najkasnije 19 mjeseci po isteku referentne (izvještajne) godine. Nakon nacionalne objave podatke također preuzima i objavljuje Eurostat.

Povjerljivost

Aggregirani podaci kod kojih postoji razlog za povjerljivost (zbog malog broja jedinica, pravila dominantnosti ili sekundarne povjerljivosti) u skladu sa Zakonom o službenoj statistici (NN, br. 25/20.) i Uredbom br. 250/2009 Europske komisije tretiraju se kao takvi i ne objavljuju se.

Definicije varijabli

Broj poduzeća (EU-ova šifra 11110) jest broj poduzeća registriranih u Statističkome poslovnom registru koje su bile aktivne barem dio izvještajnog razdoblja.

The purpose of the survey on structural business statistics is the monitoring of business and providing internationally comparable data in accordance with the European SBS standards (the Regulation 295/2008/EC of the European Parliament and of the Council of 11 March 2008). The obtained indicators enable the analysis of business and structural changes of the business population. The indicators serve as a basis for performing market analysis and business decision-making as well as for the calculation of the gross domestic product and the assessment of basic macroeconomic categories.

Sources and methods of data collection

The SBS compilation data and those used in the calculation of SBS indicators are collected from the existing administrative and statistical sources. The principal data source is the Annual Financial Report of Entrepreneurs (GFI-POD form). Additional data sources are other financial reports, records of the Tax Administration Office (profit and income taxes) and own surveys of the Croatian Bureau of Statistics – Annual Report on Gross Investment in Fixed Assets (INV-P form) and Investments in Environmental Protection and Expenditure on Goods and Services in Environment (IDU-OK form) in accordance with the relevant methodology.

Observation units

The main observation unit used in the structural business statistics is an enterprise – a business entity that makes an organisational unit engaged in producing goods and/or services and holds a certain degree of autonomy. Depending on the business and organisational situation, it may correspond to either one legal unit or a group of several legal units. In addition to legal units, enterprises also include free lances and crafts.

Each enterprise as a whole is assigned a code number of its principal activity according to the National Classification of Activities. The principal activity is determined and updated by the Statistical Business Register of the Croatian Bureau of Statistics. The criterion for determining the principal activity is the largest share in the total value added of an enterprise. If it is not possible to obtain accurate information on the value added, the activity classification has to be determined by using substitute criteria such as income and/or the number of employed persons.

Coverage

The publication presents data by sections and divisions of the NKD 2007. It includes all active enterprises – legal entities and natural persons – that are classified into sections B – J and L – N as well as into division 95 of section S, according to their main activity.

Publication

The first national results for a certain narrow range of variables are published within 11 months after the end of a reporting year. The final national results for the extended set of variables are published within 19 months after the end of a reporting year. After the publication of data in the Republic of Croatia, the data are also overtaken and published by Eurostat.

Confidentiality

Aggregated data, for which confidentiality must be upheld (because of a small number of units, the dominance rule or secondary confidentiality rule), are treated as such and are not published, which is in line with the Official Statistics Act (NN, No. 25/20) and the Regulation of the European Commission (250/2009/EC).

Definitions of variables

Number of enterprises (EU code 11110) is a number of enterprises registered in the Statistical Business Register that were active during at least a part of a reference period.

Broj zaposlenih osoba (EU-ova šifra 16110) jest ukupan broj osoba koje rade u poduzeću (uključujući vlasnike koji rade, ortakne koji redovito rade u jedinici, neplaćene obiteljske radnike i volontere) te osoba koje rade izvan poduzeća kojem pripadaju, a ono ih plaća.

Promet (EU-ova šifra 12110) obuhvaća obračunane prihode od prodaje proizvoda, roba i usluga trećim stranama, bez oduzimanja PDV-a. Isključeni su financijski, ostali i izvanredni prihodi.

Dodana vrijednost prema troškovima proizvodnih čimbenika (EU-ova šifra 12150) jest bruto zarada od poslovnih aktivnosti poduzeća prilagođena za operativne subvencije i indirektno poreze, izračunana u bruto izrazu (bez oduzimanja amortizacije). Prihod i rashod klasificiran kao financijski isključen je iz dodane vrijednosti.

Ukupne nabave roba i usluga (EU-ova šifra 13110) uključuju vrijednost svih roba i usluga (bez oduzimanja PDV-a) nabavljenih u obračunskom razdoblju, osim kapitalnih dobara čija se upotreba registrira kao upotreba fiksnoga kapitala. Rashodi klasificirani kao financijski isključeni su.

Troškovi osoblja (EU-ova šifra 13310) jesu naknade koje je poslodavac obračunao i plative su zaposlenicima u zamjenu za obavljen rad, a sastoje se od nadnica i plaća (EU-ova šifra 13320) i troškova socijalnog osiguranja (EU-ova šifra 13330).

Number of persons employed (EU code 16110) is defined as the total number of persons who work in an enterprise (including working proprietors, partners working regularly in the unit, unpaid family workers and voluntary workers), as well as persons who work outside the enterprise they belong to but are paid by it.

Turnover (EU code 12110) comprises the total accrued incomes from market sales of goods or services to third parties, with the exception of deductible VAT. Incomes classified as financial, other and extraordinary ones are excluded.

Value added at factor costs (EU code 12150) is the gross income from operating activities after adjusting for operating subsidies and indirect taxes, calculated gross (depreciation is not subtracted). Income and expenditure classified as financial is excluded from value added.

Total purchases of goods and services (EU code 13110) include the value of all goods and services (with the exception of deductible VAT) purchased during the accounting period, excluding capital goods the consumption of which is registered as consumption of fixed capital. Expenditures classified as financial ones are excluded.

Personnel costs (EU code 13310) are remunerations calculated and payable by employers to employees in return for work done. They are made up of wages and salaries (EU code 13320) and social security costs (EU code 13330).

Kratice

d. n.	drugdje nespomenuto
EEZ	Europska ekonomska zajednica
EU-ova šifra	šifra varijable Europske unije
Eurostat	Statistički ured Europske unije
mil.	milijun
NKD 2007.	Nacionalna klasifikacija djelatnosti, verzija 2007.
NN	Narodne novine
PDV	porez na dodanu vrijednost
tis.	tisuća
z	podatak zbog povjerljivosti nije objavljen

Znakovi

- nema pojave

Ovaj dokument proizveden je uz financijsku pomoć Europske unije. Za sadržaj dokumenta odgovoran je isključivo Državni zavod za statistiku te se ni pod kojim uvjetima ne smije smatrati da izražava stav Europske unije.

Abbreviations

EEC	European Economic Community
EU code	EU code of variables
Eurostat	Statistical Office of the European Communities
mln	million
n. e. c.	not elsewhere classified
NKD 2007.	National Classification of Activities, 2007 version
NN	Narodne novine, official gazette of the Republic of Croatia
VAT	value added tax
z	data are not published for confidentiality reasons
'000	thousand

Symbols

- no occurrence

This document has been produced with the financial assistance of the European Union. The contents of this document are the sole responsibility of the Croatian Bureau of Statistics and can under no circumstances be regarded as reflecting the position of the European Union.

Objavljuje Državni zavod za statistiku Republike Hrvatske, Zagreb, Ilica 3, p. p. 80.

Published by the Croatian Bureau of Statistics, Zagreb, Ilica 3, P. O. B. 80

Telefon/ Phone: +385 (0) 1 4806-111, telefaks/ Fax: +385 (0) 1 4817-666

Novinarski upiti/ Press corner: press@dzs.hr

Odgovorne osobe:

Persons responsible:

Milenka Primorac Čačić, načelnica Sektora poslovnih statistika
Milenka Primorac Čačić, Director of Business Statistics Directorate

Lidija Brković, glavna ravnateljica
Lidija Brković, Director General

Priredili: Paula Nimac, Stjepan Boroš i Ana Bašadur
Prepared by: Paula Nimac, Stjepan Boroš and Ana Bašadur

MOLIMO KORISNIKE DA PRI KORIŠTENJU PODATAKA NAVEDU IZVOR.
USERS ARE KINDLY REQUESTED TO STATE THE SOURCE.

Služba za odnose s korisnicima i zaštitu podataka
Customer Relations and Data Protection Department

Informacije i korisnički zahtjevi
Information and user requests

Pretplata publikacija
Subscription

Telefon/ Phone: +385 (0) 1 4806-138, 4806-154
Elektronička pošta/ E-mail: stat.info@dzs.hr
Telefaks/ Fax: +385 (0) 1 4806-148

Telefon/ Phone: +385 (0) 1 4806-115
Elektronička pošta/ E-mail: prodaja@dzs.hr
Telefaks/ Fax: +385 (0) 1 4806-148