DRŽAVNI ZAVOD ZA STATISTIKU
CROATIAN BUREAU OF STATISTICS

First Release

Year: LXII. Zagreb, 23 February 2026 POLJ-2025-1-4

ISSN 1334-0557

AGRICULTURAL PRICES, 2025

The prices of most crop and animal products were higher than in 2024.

In the cereals group, the prices of maize and soft wheat increased, while the prices of barley and oats decreased.

Concerning the industrial crops group, the prices of all products in the oilseeds group increased, except the prices of soya beans. The prices of sugar beets and raw tobacco also increased.

In the fruits group, where apples and mandarins have the highest share, the prices of most products increased, while the prices of mandarins decreased.

The prices of most products in the vegetables group decreased compared to 2024.

In the group comprising the most significant products within animal production, in which cattle, cows' milk and pigs have major shares, the prices of cattle and cows' milk increased, while the prices of pigs decreased.

The prices of most products in the animal products group rose compared to 2024.

Concerning the selected goods used in agricultural production, the prices in the animal feedingstuffs group rose and fell equally in 2025 compared to 2024. Most of the prices in the seeds and seedlings group fell.

G-1 PRICES OF CROP PRODUCTS, 2024 AND 2025

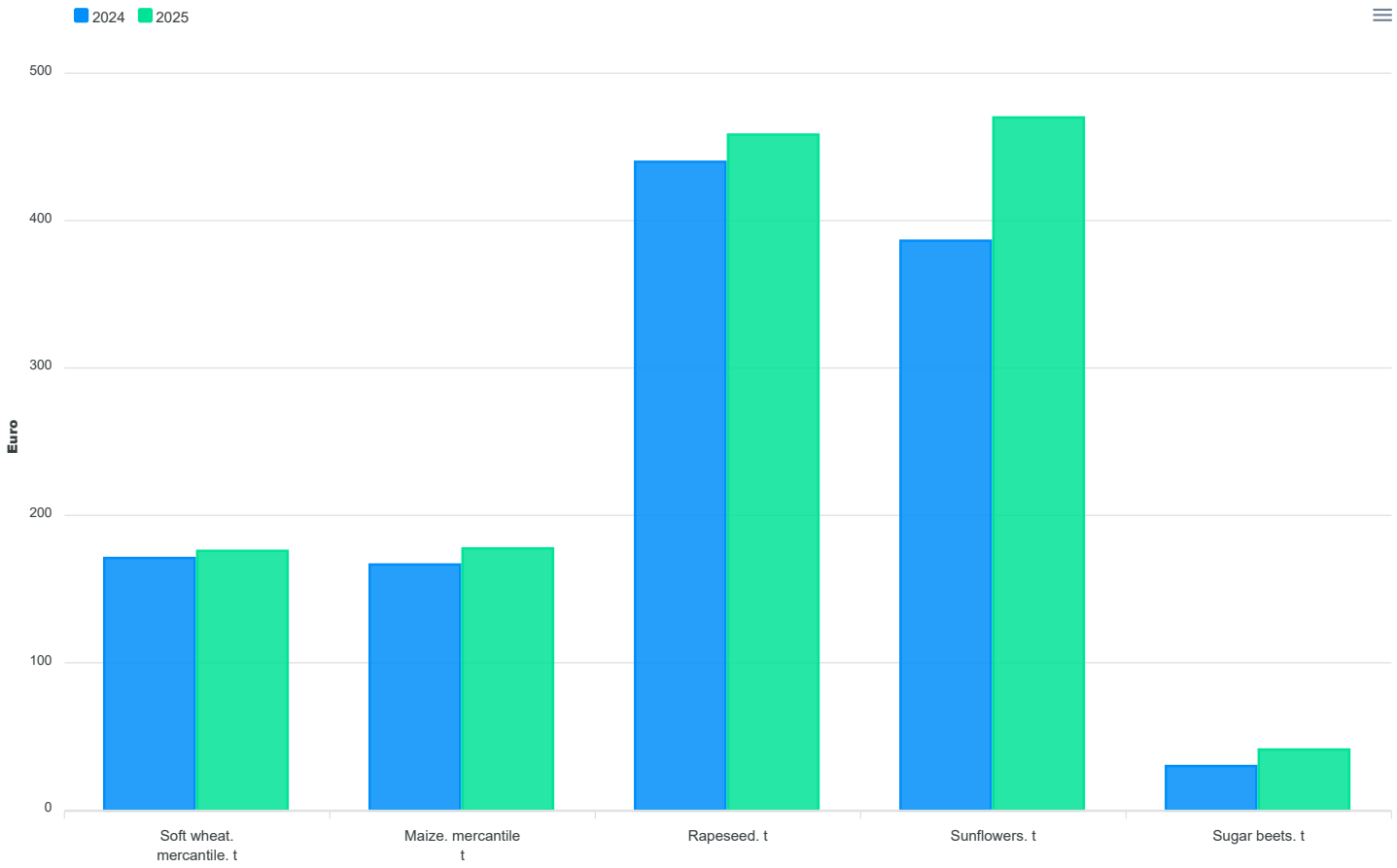

G-2 PRICES OF ANIMALS AND POULTRY, 2024 AND 2025

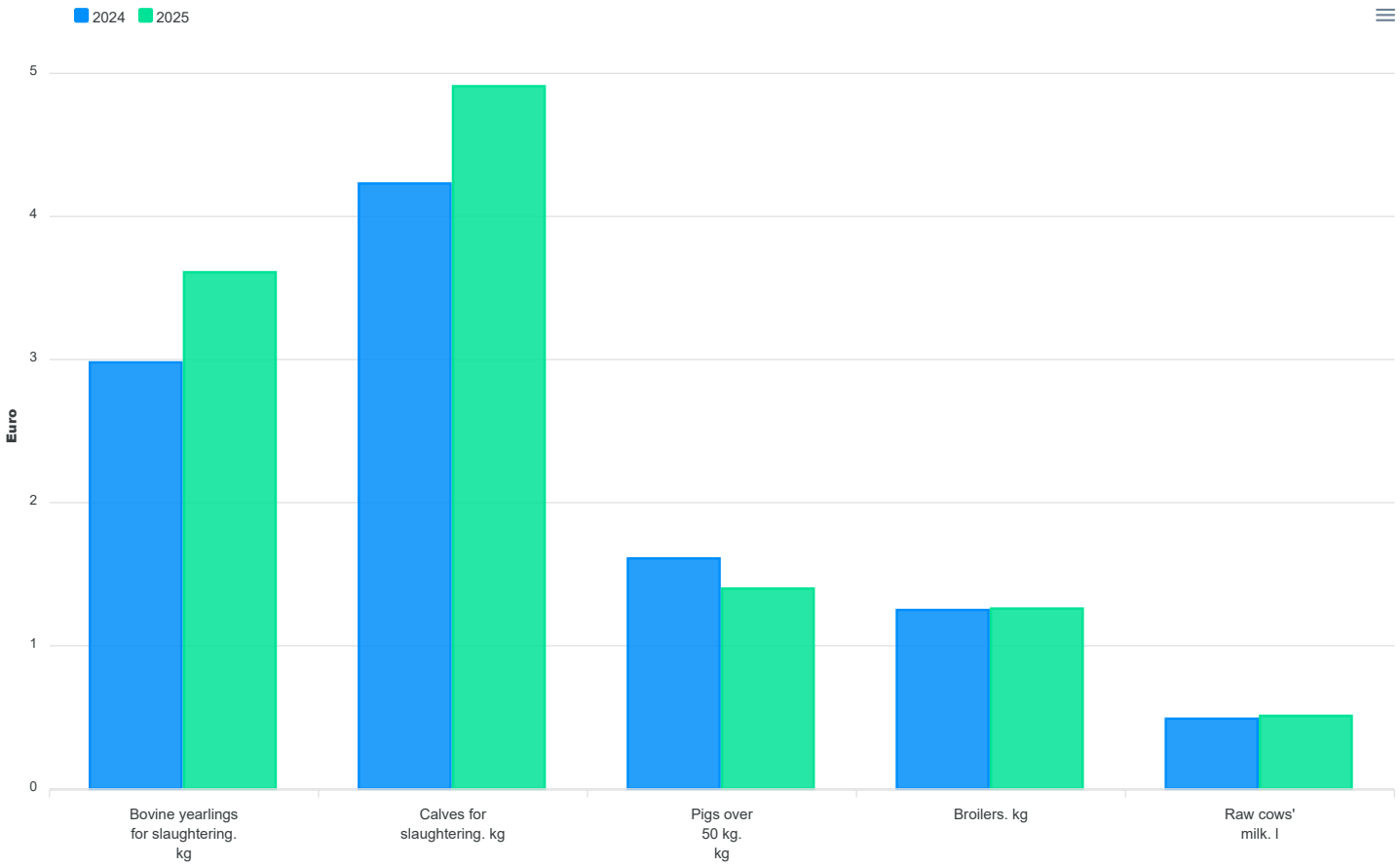

1 AVERAGE PRODUCER PRICES OF SELECTED AGRICULTURAL PRODUCTS

Euro

	Unit of measure	2024	2025
Crop output			
Soft wheat – mercantile	t	171,08	175,93
Barley	t	174,24	163,32
Oats	t	162,95	157,80
Maize – mercantile	t	166,65	177,59
Rapeseed	t	439,89	458,33
Sunflowers	t	386,34	469,98
Soya beans	t	430,74	399,18
Raw tobacco	t	3 378,16	3 419,72
Sugar beets	t	29,94	41,13
Lucerne	t	87,89	72,98
Cauliflowers	kg	0,81	0,90
Tomatoes for consumption	kg	1,23	1,28
Cabbage	kg	0,32	0,35
Lettuce	kg	1,16	0,99
Cucumbers for consumption	kg	0,60	0,67
Carrots for consumption	kg	0,54	0,51
Onions	kg	0,43	0,40
Green beans or legumes	kg	2,37	2,30
Cultivated mushrooms	kg	2,77	2,81
Capsicum for consumption	kg	1,18	1,07
Garlic	kg	5,33	5,07
Watermelons	kg	0,30	0,31
Main crop potatoes	kg	0,37	0,34
Dessert apples	kg	0,53	0,64
Dessert pears	kg	0,99	1,45
Sweet cherries	kg	3,57	5,32
Sour cherries	kg	0,65	1,22
Plums	kg	0,65	1,01
Strawberries	kg	3,06	3,60
Peaches (including nectarines)	kg	1,33	1,53
Mandarins	kg	0,67	0,48
Grapes	kg	1,15	1,06
Table wine	l	1,42	1,68
Olive oil	l	14,64	15,14
Livestock, poultry and animal products output			
Bovine yearlings for slaughtering	kg	2,98	3,61
Cattle for slaughtering, other	kg	1,53	1,97
Calves for slaughtering	kg	4,23	4,91
Piglets under 20 kg	kg	3,88	3,92
Pigs over 50 kg	kg	1,61	1,40
Sheep over 1 year of age	kg	1,40	1,77
Suckling lambs	kg	8,47	7,71
Fattening lambs	kg	5,45	6,04
Broilers	kg	1,25	1,26
Turkeys	kg	1,34	1,48
Raw cows' milk	l	0,49	0,51

Raw sheep's milk	l	1,80	1,89
Raw goats' milk	l	0,79	0,86
Consumer hens' eggs	p/st	0,15	0,17
Honey	kg	4,11	3,65

2 PRICES OF SELECTED GOODS CONSUMED IN AGRICULTURAL PRODUCTION

Euro

	Unit of measure	2024	2025
Animal feedingstuffs			
Complementary feed for rearing calves up to 2 months of age	kg	0,50	0,48
Complementary feed for dairy cattle, 13% proteins	kg	0,35	0,38
Complementary feed for dairy cattle, 19% proteins	kg	0,35	0,36
Protein-rich complementary feed for dairy cattle (stall-fed)	kg	0,51	0,50
Complementary feed for fattening of bovine yearlings over 250 kg	kg	0,29	0,29
Protein-rich complementary feed for cattle fattening of bovine yearlings	kg	0,37	0,35
Complete feed for piglets weighing 10 kg – 20 kg	kg	0,59	0,60
Complete feed for sows	kg	0,39	0,39
Complete feed for fattening pigs over 60 kg	kg	0,32	0,32
Baby chick feed	kg	0,52	0,52
Complete feed for rearing pullets	kg	0,51	0,51
Complete feed for battery laying hens	kg	0,43	0,43
Seeds and seedlings			
Winter barley, C2	kg	0,52	0,95
Spring barley, C2	kg	0,58	0,54
Winter wheat, C2	kg	0,51	0,58
Sunflowers II 75 MK	p/st	106,63	112,96
Potatoes, C1 Desiree variety	kg	1,46	1,29
Beans, 200 g	p/st	2,41	1,74
Lucerne, 1 kg	p/st	7,24	7,22
Clover-grass, 1 kg	p/st	4,75	3,77
Apple, seedling	p/st	2,56	5,33
Mandarin, seedling	p/st	5,71	5,56
Olive, seedling	p/st	6,52	6,25
Grapevine (wine sorts)	p/st	1,53	2,21

G-3 PRICES OF SELECTED GOODS CONSUMED IN AGRICULTURAL PRODUCTION, 2024 AND 2025

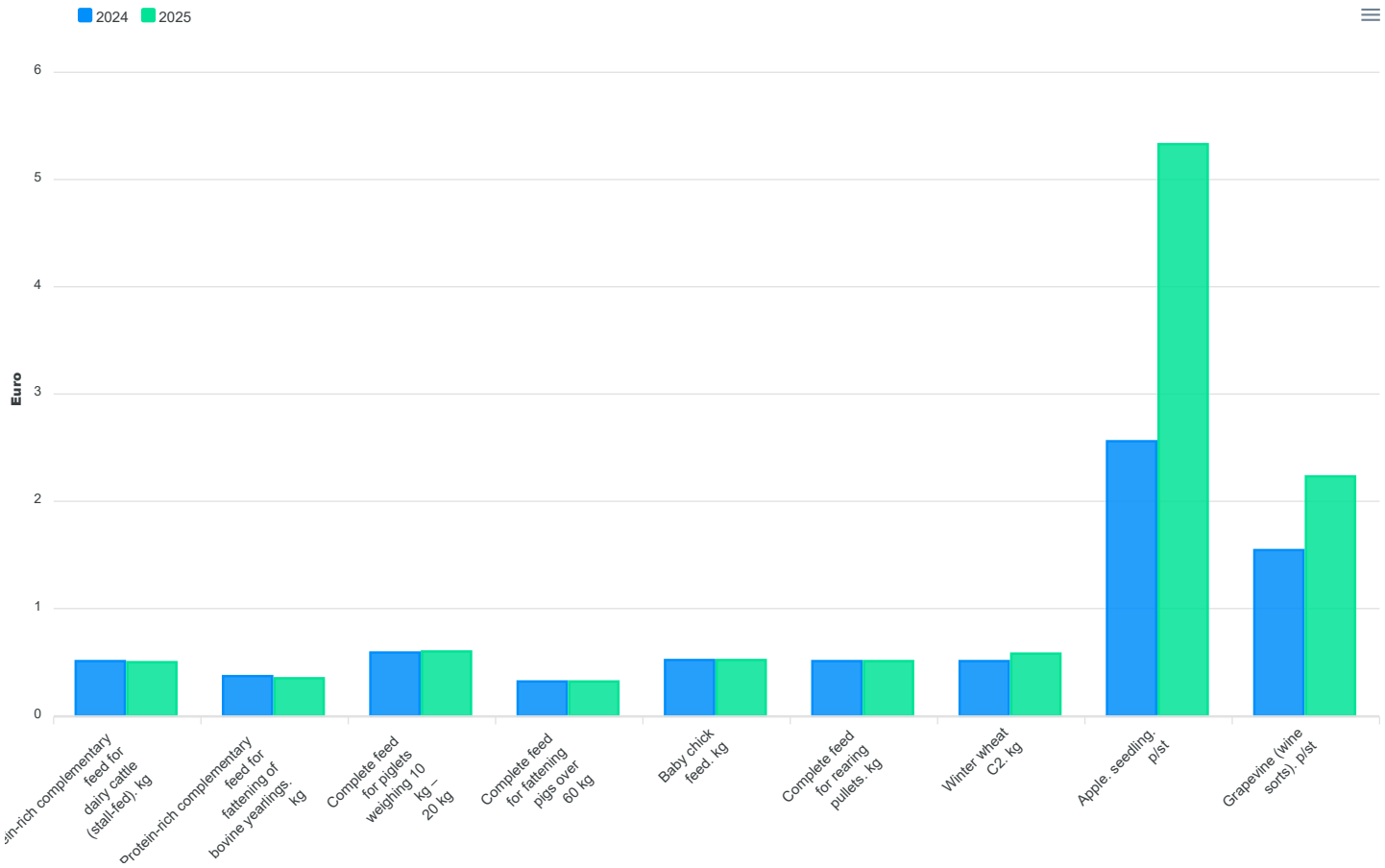

NOTES ON METHODOLOGY

Sources and methods of data collection

The prices of agricultural products and goods used in agricultural production in the Republic of Croatia were calculated on the basis of data on prices collected in quarterly surveys on the sale and purchase of agricultural products, quarterly surveys on the sale of seeds and seedlings and from administrative data of the Ministry of Agriculture, Forestry and Fisheries.

Coverage and comparability

Average producer prices of agricultural products are collected on the basis of quarterly surveys on the sale and purchase of agricultural products. The reporting units for those surveys are legal entities and parts thereof as well as tradesmen classified into section A Agriculture, forestry and fishing – division 01 (except for group 01.7 Hunting, trapping and related service activities) as well as other legal entities and tradesmen engaged in processing and purchasing of agricultural products, classified into other activities according to the NKD 2007. The coverage is selective. Legal entities with 10 or more persons in employment as well as tradesmen with five or more persons in employment are included.

The prices of goods used in agricultural production are wholesale prices, which were obtained from quarterly surveys on the sale of seeds and seedlings and from administrative sources.

The prices are calculated at the level of the Republic of Croatia.

Definitions

Average producer prices including taxes (except VAT) are reported, while subventions and other financial supports are excluded.

The price of wine refers only to wine made of grapes from own production.

The price of olive oil refers to all types of olive oil, made from olives from own production.

The price of livestock and poultry refers to live animals and poultry.

Goods are all products except services.

The survey whose data are published in this First Release has been conducted with the financial assistance of the European Union. The contents of this document are the sole responsibility of the Croatian Bureau of Statistics and can under no circumstances be regarded as reflecting the position of the European Union.

Abbreviations

g	gram
kg	kilogram
l	litre
NKD 2007	National Classification of Activities, 2007 version
p/st	pieces/sticks
t	tonne
VAT	value added tax

Published by the Croatian Bureau of Statistics, Zagreb, Ilica 3, P. O. B. 80
Phone: (+385 1) 48 06 111
Press corner: press@dzs.hr

Persons responsible:
Suzana Šamec, Director of Macroeconomic Statistics Directorate
Lidija Brković, Acting Director General

Prepared by:
Matej Pejković, Mateja Ivezić and Normela Pušić

USERS ARE KINDLY REQUESTED TO STATE THE SOURCE.

Customer Relations and Data Protection Department

Information and user requests
Phone: (+385 1) 48 06 138, 48 06 154, 48 06 115
E-mail: stat.info@dzs.hr

Subscription
Phone: (+385 1) 21 00 455
E-mail: prodaja@dzs.hr