

## First Release

Year: LXII.

Zagreb, 31 July 2025

OBR-2025-1-1

ISSN 1334-0557



# KINDERGARTENS AND OTHER LEGAL ENTITIES IMPLEMENTING PRESCHOOL EDUCATION PROGRAMMES. BEGINNING OF 2024/2025 PEDAGOGIC YEAR

At the beginning of the 2024/2025 pedagogic year, according to the methodology of statistical data collection, there were **1 765** reporting units implementing preschool education and care programmes, of which 1 633 were kindergartens and 132 were other legal entities (basic schools, playrooms in libraries or other institutions or organisations).

Kindergartens founded by local government and self-government units were attended by 81.6% of children.

The total number of children covered by any preschool education and care programmes was **157 365**, out of which 76 203 were girls (48.4%). There were 145 789 children covered by a regular programme, 7 628 by a preschool programme and 3 948 by a shorter programme.

There were 82.8% of children who spent eight and more hours in a kindergarten.

Out of the total number of kindergartens, 385 were self-contained, that is, those without departments, while 302 of them included departments. The number of departments amounted to 946.

Out of the total number of persons in employment, 59.6% were kindergarten teachers and teachers.

In the 2023/2024 school year, the preschool programme covered 7 628 children who did not attend a regular preschool programme.

1 KINDERGARTENS AND OTHER LEGAL ENTITIES IMPLEMENTING PRESCHOOL EDUCATION PROGRAMMES, BEGINNING OF 2024/2025 PEDAGOGIC YEAR

Founder	Total	Kindergartens			Other legal entities		
		Self-contained	With departments	Departments	Basic schools	Playrooms in libraries	Other institutions
Total	1 765	385	302	946	96	5	31
Republic of Croatia	6	2	-	1	2	1	-
Local government and self-government units	1 350	206	232	806	90	4	12
Other domestic legal entities and natural persons (private)	349	161	56	109	4	-	19
Religious communities	60	16	14	30	-	-	-

2 CHILDREN, BY TYPE OF PRESCHOOL EDUCATION PROGRAMME AND BY SEX, BEGINNING OF 2024/2025 PEDAGOGIC YEAR

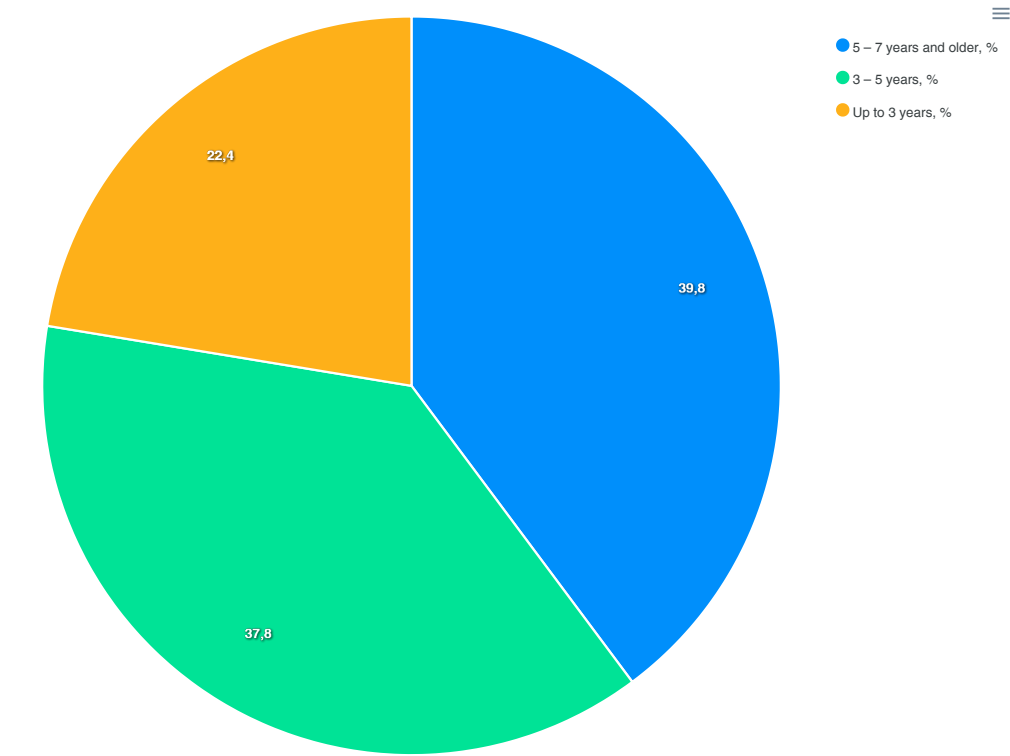
Founder	Total		In regular programmes		In preschool institutions <sup>1)</sup>		In shorter programmes	
	All	Girls	All	Girls	All	Girls	All	Girls
Total	157 365	76 203	145 789	70 354	7 628	3 662	3 948	2 187
Republic of Croatia	618	407	387	285	116	57	115	65
Local government and self-government units	128 375	61 841	120 305	57 820	6 360	3 034	1 710	987
Other domestic legal entities and natural persons (private)	24 464	12 041	21 370	10 429	971	477	2 123	1 135
Religious communities	3 908	1 914	3 727	1 820	181	94	-	-

1) The data refer to a preschool programme implemented in the 2023/2024 pedagogic year.

3 CHILDREN, BY SEX AND BY TIME SPENT DAILY IN PRESCHOOL PROGRAMMES, BEGINNING OF 2024/2025 PEDAGOGIC YEAR

Founder	Children		Time spent daily in preschool programmes, hours			Percentage of children by time spent in preschool programmes, hours		
	All	Girls	Less than 5	5 – 8	8 and more	Less than 5	5 – 8	8 and more
Total	157 365	76 203	13 819	13 238	130 308	8,78	8,41	82,81
Republic of Croatia	618	407	234	113	271	37,86	18,28	43,85
Local government and self-government units	128 375	61 841	10 271	10 529	107 575	8,00	8,20	83,80
Other domestic legal entities and natural persons (private)	24 464	12 041	3 114	2 108	19 242	12,73	8,62	78,65
Religious communities	3 908	1 914	200	488	3 220	5,12	12,49	82,40

G-1 CHILDREN COVERED BY PRESCHOOL EDUCATION PROGRAMMES, BY AGE GROUPS, BEGINNING OF 2024/2025 PEDAGOGIC YEAR

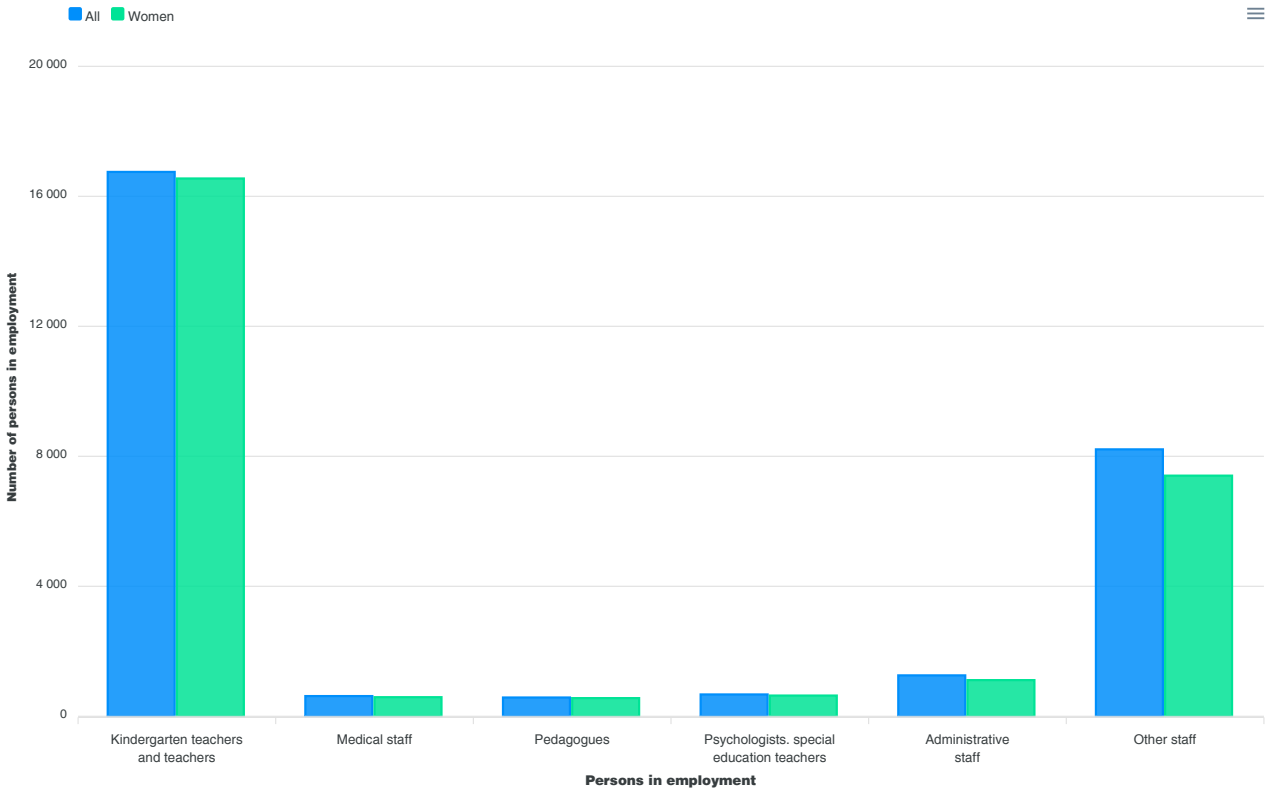


4 PERSONS IN EMPLOYMENT IN KINDERGARTENS AND OTHER LEGAL ENTITIES IMPLEMENTING PRESCHOOL EDUCATION PROGRAMMES AND PRESCHOOL PROGRAMMES, BEGINNING OF 2024/2025 PEDAGOGIC YEAR

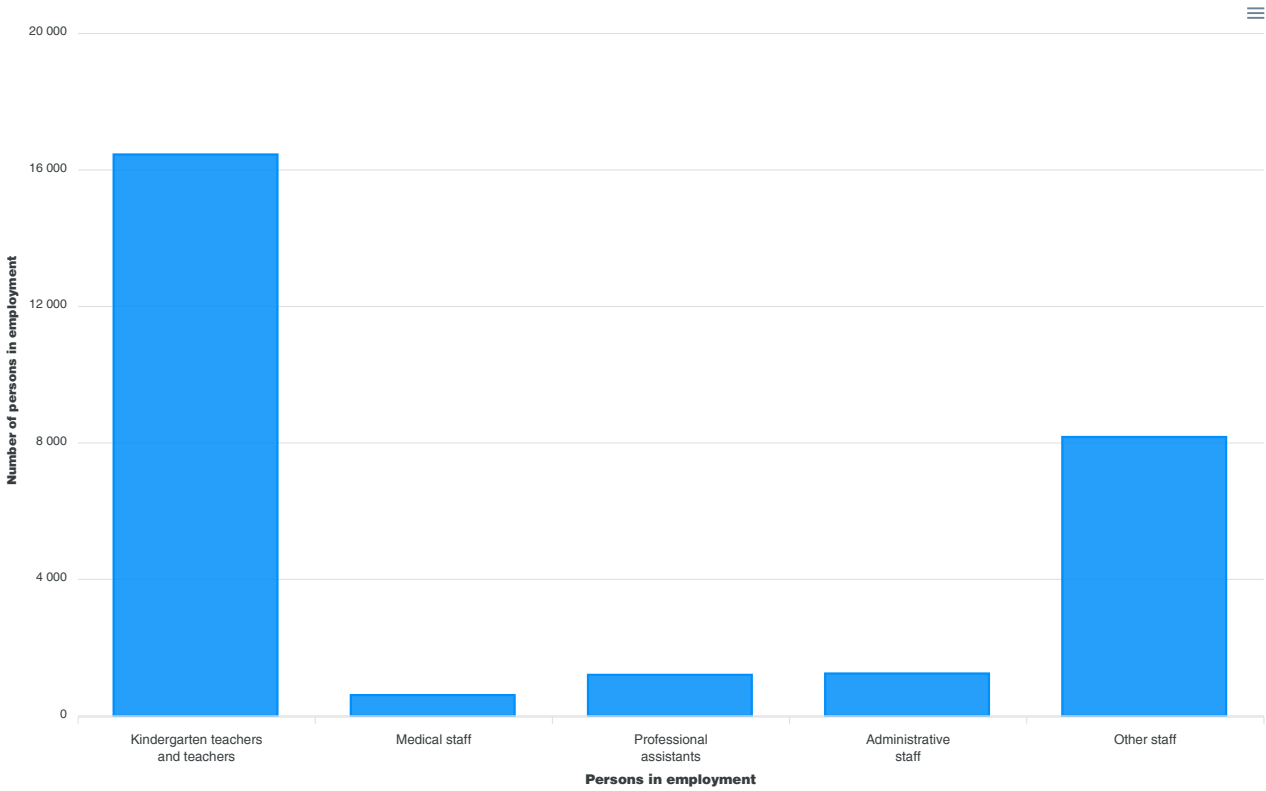
		Persons in employment		Kindergarten teachers and teachers		Medical staff		Pedagogues		Psychologists and special education teachers		Administrative staff		Other staff	
		All	Women	All	Women	All	Women	All	Women	All	Women	All	Women	All	Women
Total	Total	28 090	26 846	16 750	16 548	621	587	577	558	671	637	1 258	1 112	8 213	7 404
	Full-time	26 479	25 358	16 333	16 149	420	397	430	418	546	519	1 156	1 021	7 594	6 854
Kindergartens	Total	27 683	26 482	16 455	16 287	609	575	570	551	633	601	1 242	1 097	8 174	7 371
	Full-time	26 276	25 183	16 211	16 051	413	390	425	413	514	487	1 145	1 011	7 568	6 831
Preschool institutions <sup>1)</sup>	Total	121	119	121	119	-	-	-	-	-	-	-	-	-	-
	Full-time	-	-	-	-	-	-	-	-	-	-	-	-	-	-
Other legal entities	Total	286	245	174	142	12	12	7	7	38	36	16	15	39	33
	Full-time	203	175	122	98	7	7	5	5	32	32	11	10	26	23

1) The data refer to a preschool programme implemented in the 2023/2024 pedagogic year.

G-2 PERSONS IN EMPLOYMENT IN KINDERGARTENS AND OTHER LEGAL ENTITIES, BY SEX, BEGINNING OF 2024/2025 PEDAGOGIC YEAR



G-3 PERSONS IN EMPLOYMENT IN KINDERGARTENS, BEGINNING OF 2024/2025 PEDAGOGIC YEAR



5 PERSONS IN EMPLOYMENT IN KINDERGARTENS, BY EDUCATIONAL ATTAINMENT AND SEX,  
BEGINNING OF 2024/2025 PEDAGOGIC YEAR

Founder		Persons in employment		Kindergarten teachers and teachers		Medical staff	Professional assistants	Administrative staff	Other staff
		All	Women	All	Women				
Total	All	27 683	26 482	16 455	16 287	609	1 203	1 242	8 174
	High	5 392	5 160	3 312	3 256	155	1 165	480	280
	Higher	13 239	13 062	12 260	12 160	384	38	336	221
	Secondary	7 116	6 344	881	869	70	-	421	5 744
	Basic	1 936	1 916	2	2	-	-	5	1 929
Republic of Croatia	All	81	77	51	51	2	5	3	20
	High	27	26	12	12	2	5	2	6
	Higher	40	40	39	39	-	-	1	-
	Secondary	14	11	-	-	-	-	-	14
	Basic	-	-	-	-	-	-	-	-
Local government and self-government units	All	23 415	22 424	13 860	13 729	442	900	1 017	7 196
	High	4 334	4 172	2 747	2 712	109	884	391	203
	Higher	11 316	11 181	10 586	10 499	278	16	273	163
	Secondary	5 916	5 241	526	517	55	-	348	4 987
	Basic	1 849	1 830	1	1	-	-	5	1 843
Other domestic legal entities and natural persons	All	3 553	3 379	2 172	2 140	139	248	181	813
	High	892	828	496	476	37	229	66	64
	Higher	1 552	1 523	1 340	1 331	91	19	58	44
	Secondary	1 032	952	335	332	11	-	57	629
	Basic	77	76	1	1	-	-	-	76
Religious communities	All	634	602	372	367	26	50	41	145
	High	139	134	57	56	7	47	21	7
	Higher	331	318	295	291	15	3	4	14
	Secondary	154	140	20	20	4	-	16	114
	Basic	10	10	-	-	-	-	-	10

6 KINDERGARTENS AND OTHER LEGAL ENTITIES IMPLEMENTING PRESCHOOL EDUCATION PROGRAMMES AND PRESCHOOL PROGRAMMES, CHILDREN BY AGE GROUPS, PERSONS IN EMPLOYMENT BY COUNTIES, BEGINNING OF 2024/2025 PEDAGOGIC YEAR

	Kindergartens	Other legal entities	Children by age groups				Persons in employment		
			All	Up to 3 years	3 – 5 years	5 – 7 years and older	All	Out of that	
								Kindergarten teachers and teachers	Medical staff
Republic of Croatia	1 633	132	157 365	35 295	59 467	62 603	28 090	16 750	621
State-owned	1 247	109	128 993	28 399	48 332	52 262	23 821	14 132	455
Private	326	23	24 464	6 206	9 536	8 722	3 635	2 246	140
Established by religious communities	60	-	3 908	690	1 599	1 619	634	372	26
County of Zagreb	110	10	12 864	3 261	4 879	4 724	2 253	1 290	49
State-owned	70	7	9 791	2 173	3 799	3 819	1 804	1 015	33
Private	36	3	2 890	1 053	1 004	833	418	254	15
Established by religious communities	4	-	183	35	76	72	31	21	1
County of Krapina-Zagorje	33	5	4 378	985	1 500	1 893	708	426	26
State-owned	27	5	3 932	845	1 350	1 737	645	388	21
Private	6	-	446	140	150	156	63	38	5
County of Sisak-Moslavina	37	5	4 355	1 042	1 550	1 763	846	494	18
State-owned	36	4	4 294	1 042	1 523	1 729	829	483	17
Private	-	1	21	-	10	11	5	4	-
Established by religious communities	1	-	40	-	17	23	12	7	1
County of Karlovac	25	7	3 429	733	1 267	1 429	540	337	12
State-owned	23	7	3 305	697	1 232	1 376	527	329	12
Private	2	-	124	36	35	53	13	8	-
County of Varaždin	57	3	6 244	1 363	2 260	2 621	974	595	33
State-owned	30	2	3 362	674	1 158	1 530	573	345	20
Private	24	1	2 773	689	1 044	1 040	387	240	13
Established by religious communities	3	-	109	-	58	51	14	10	-
County of Koprivnica-Križevci	46	8	3 816	805	1 226	1 785	602	391	17
State-owned	33	8	2 807	587	903	1 317	476	306	15
Private	10	-	801	204	241	356	96	65	2
Established by religious communities	3	-	208	14	82	112	30	20	-
County of Bjelovar-Bilogora	31	8	3 435	685	1 294	1 456	568	314	21
State-owned	24	8	2 759	608	942	1 209	448	245	17
Private	7	-	676	77	352	247	120	69	4
County of Primorje-Gorski kotar	127	4	9 201	1 916	3 929	3 356	1 911	1 167	30
State-owned	101	3	7 831	1 722	3 314	2 795	1 676	1 006	29
Private	22	1	1 193	152	548	493	203	141	-
Established by religious communities	4	-	177	42	67	68	32	20	1
County of Lika-Senj	14	3	1 382	312	546	524	244	158	2
State-owned	14	3	1 382	312	546	524	244	158	2
County of Virovitica-Podravina	15	3	2 198	265	809	1 124	343	203	9
State-owned	14	3	2 137	265	772	1 100	329	197	9
Private	1	-	61	-	37	24	14	6	-
County of Požega-Slavonia	18	4	2 218	480	757	981	338	210	2
State-owned	15	4	1 909	410	621	878	299	182	2
Private	2	-	156	34	69	53	18	13	-
Established by religious communities	1	-	153	36	67	50	21	15	-
County of Slavonski Brod-Posavina	27	7	3 826	812	1 295	1 719	471	286	14

State-owned	24	4	3 361	751	1 109	1 501	422	256	12
Private	3	3	465	61	186	218	49	30	2
County of Zadar	93	2	6 267	1 076	2 498	2 693	1 205	732	45
State-owned	67	2	4 863	819	1 959	2 085	946	582	27
Private	22	-	1 231	252	467	512	222	129	16
Established by religious communities	4	-	173	5	72	96	37	21	2
County of Osijek-Baranja	90	13	8 363	1 698	3 091	3 574	1 201	832	20
State-owned	70	13	7 380	1 455	2 702	3 223	1 068	735	20
Private	18	-	832	182	329	321	111	80	-
Established by religious communities	2	-	151	61	60	30	22	17	-
County of Šibenik-Knin	49	2	4 315	1 088	1 705	1 522	805	490	10
State-owned	39	2	3 617	887	1 429	1 301	676	412	9
Private	7	-	512	158	200	154	101	62	1
Established by religious communities	3	-	186	43	76	67	28	16	-
County of Vukovar-Srijem	51	12	5 189	1 311	1 815	2 063	728	487	10
State-owned	40	12	4 145	1 027	1 417	1 701	596	395	5
Private	8	-	791	219	288	284	100	71	2
Established by religious communities	3	-	253	65	110	78	32	21	3
County of Split-Dalmatia	252	6	17 189	2 813	7 088	7 288	3 032	1 724	88
State-owned	197	4	13 018	2 159	5 142	5 717	2 395	1 362	55
Private	44	2	3 324	579	1 537	1 208	499	279	26
Established by religious communities	11	-	847	75	409	363	138	83	7
County of Istria	141	2	8 091	1 792	3 102	3 197	1 701	1 026	28
State-owned	110	2	6 861	1 467	2 602	2 792	1 510	881	25
Private	30	-	1 190	313	492	385	187	141	3
Established by religious communities	1	-	40	12	8	20	4	4	-
County of Dubrovnik-Neretva	56	1	5 112	1 161	2 050	1 901	870	550	18
State-owned	48	1	4 723	1 081	1 889	1 753	817	517	17
Private	5	-	186	18	83	85	26	17	-
Established by religious communities	3	-	203	62	78	63	27	16	1
County of Međimurje	52	7	5 105	1 096	1 734	2 275	736	462	27
State-owned	33	6	3 504	658	1 134	1 712	564	342	17
Private	17	1	1 523	407	568	548	163	112	9
Established by religious communities	2	-	78	31	32	15	9	8	1
City of Zagreb	309	20	40 388	10 601	15 072	14 715	8 014	4 576	142
State-owned	232	9	34 012	8 760	12 789	12 463	6 977	3 996	91
Private	62	11	5 269	1 632	1 896	1 741	840	487	42
Established by religious communities	15	-	1 107	209	387	511	197	93	9

## NOTES ON METHODOLOGY

### Sources and methods of data collection

Data are the result of statistical data processing collected through the Annual Report on Kindergartens and Other Legal Entities Implementing Preschool Education Programmes (DV-PO form) from self-contained kindergartens, kindergartens with departments, departments and other legal entities (basic schools, playrooms in libraries and other health, social, sports and cultural institutions and organizations implementing preschool education programmes) in the Republic of Croatia active in the 2024/2025 pedagogic year, and refer to 31 October 2024.

### Coverage and comparability

The statistical survey covers kindergartens and other legal entities implementing preschool education and care programmes on the territory of the Republic of Croatia. The data are comparable to the data from previous years relating to kindergartens. The coverage for 2004/2005 has been expanded on other legal entities implementing preschool education programmes. Data on the preschool programme refer to the 2023/2024 pedagogic year.

## Definitions

**Preschool education and care programmes** intended for preschool children are implemented in nursery and kindergarten groups in kindergarten, irrespective of the founder, and can be classified as follows: **regular programmes, preschool programmes and shorter programmes.**

**Preschool education programmes** (not kindergartens) **in other legal entities** are realised in basic schools, in health institutions caring for children with developmental difficulties, in social institutions caring for children with developmental difficulties; as playrooms in libraries, shorter programmes in cultural institutions and shorter programmes in different organisations.

All preschool education programmes must be verified by the Ministry of Science and Education. They are established as constitutional units of the legal entities in question and must fulfil all conditions required for work with preschool children.

**Kindergartens** are public institutions that provide preschool education as a public service. Kindergarten can be established by the Republic of Croatia and local government units (state-owned kindergartens), religious communities (kindergartens established by religious communities) and other domestic legal entities and natural persons (private kindergartens).

**Departments** are dislocated parts of a central kindergarten, which include one or more education groups, established by kindergartens as required.

**Preschool upbringing** in kindergartens covers children of 6 months of age until school age.

**Preschool education** conducted in kindergartens and other legal entities for children over three years of age in the Republic of Croatia corresponds to the level 0 of the International Standard Classification of Education (ISCED 2011).

**Professional assistants** are education professional, psychologist, special education teacher, foreign language teacher, music teacher, art teacher, dance teacher etc.

**Preschool programme** is conducted for children aged six who do not attend a regular preschool education programme as a preparation for school.

**Shorter programmes** include various contents (foreign languages, religious education, sports, dancing, musical or art classes etc.), which children attend for several hours per week or month.

The organisation and activity in kindergartens is based on the Act on Preschool Education and Care (NN, Nos 10/97, 107/07, 94/13, 98/19, 57/22 and 101/23).

## Territorial constitution

Data on counties are presented according to the Act on Territories of Counties, Towns and Municipalities in the Republic of Croatia (NN, Nos 86/06, 125/06, 16/07, 95/08, 46/10, 145/10, 37/13, 44/13, 45/13 and 110/15) with the situation on 31 December 2024.

## Abbreviations

NN                Narodne novine, official gazette of the Republic of Croatia

## Symbols

-                    no occurrence

**Published by the Croatian Bureau of Statistics, Zagreb, Ilica 3, P. O. B. 80**

Phone: (+385 1) 48 06 111

Press corner: [press@dzs.hr](mailto:press@dzs.hr)

Persons responsible:

Mario Vlačević, Director of Demographic and Social Statistics Directorate

Lidija Brković, Director General

Prepared by:

Marija Gojević, Ana Šojat and Zrinka Vučinović

**USERS ARE KINDLY REQUESTED TO STATE THE SOURCE.**

Customer Relations and Data Protection Department

Information and user requests

Phone: (+385 1) 48 06 138, 48 06 154, 48 06 115

E-mail: [stat.info@dzs.hr](mailto:stat.info@dzs.hr)

Subscription

Phone: (+385 1) 21 00 455

E-mail: [prodaja@dzs.hr](mailto:prodaja@dzs.hr)