

## First Release

Year: LXI.

Zagreb, 11 April 2024

OBR-2024-4-3

ISSN 1334-0557



# UNIVERSITY SPECIALISTS, 2023

According to the data of the Croatian Bureau of Statistics, 511 university specialists obtained their degree in 2023. The share of women in that number amounted to 332, that is, 65.0%.

### More women than men among university specialists

Out of the total number of university specialists, 62.6% completed a university specialist study at the University of Zagreb, 19.2% at the University of Rijeka, 10.2% at the University of Osijek, 3.1% at the University of Split, 2.3% at the Libertas International University, 1.4% at the University North, Koprivnica, 0.8% at the University of Zadar, and 0.4% at the University of Pula – Pola.

The highest share of female university specialists obtained their degree at the University of Zadar, the University of Pula – Pola and the University North, Koprivnica (100.0% at each of them), followed by the Libertas International University, Zagreb (83.3%), the University of Osijek (76.9%), the University of Zagreb (65.9%), the University of Rijeka (52.0%) and the University of Split (43.8%).

### Biomedicine and health – the most often chosen field of specialist theses

In 2023, the greatest number of specialist theses was written in the field of Biomedicine and health (42.5%), followed by Social sciences (40.3%), Interdisciplinary fields of science (7.2%), Engineering (6.7%), Biotechnical sciences (2.5%) and Natural sciences (0.4%). The smallest number of them were defended in the Artistic field and Humanities (0.2% in each of them).

### The majority of university specialists were in the 30 to 34 age group

Regarding age, the largest number of all university specialists was classified in the 30 – 34 age group (30.3%) and the smallest one in the 50-and-over age group (7.4%). There were 14.9% of university specialists in the up-to-29 age group, 22.9% in the 35 – 39 age group, 15.1% in the 40 – 44 age group and 9.4% in the 45 – 49 age group.

Out of the total number of university specialists, 95.7% of them had previously graduated in the Republic of Croatia and 4.3% outside the Republic of Croatia.

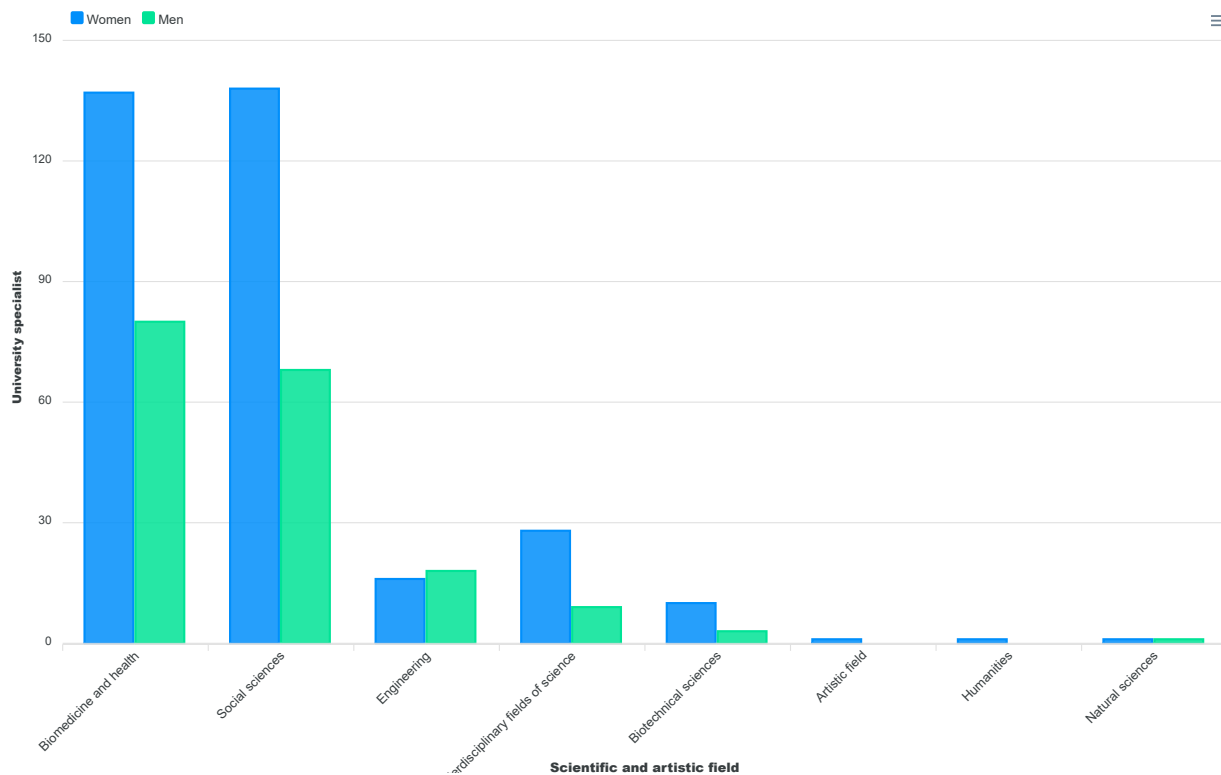
### The majority of university specialists were employed in Human health and social work activities

The largest number of university specialists was employed in Human health and social work activities (35.2%), followed by Public administration and defence; compulsory social security (18.0%), Professional, scientific and technical activities (10.2%), Education (7.2%), Wholesale and retail trade; repair of motor vehicles and motorcycles (8.4%), Financial and insurance activities as well as Manufacturing (3.3% in each of them), Information and communication (2.0%) and Electricity, gas, steam and air conditioning (1.6%). There were 9.0% of university specialists employed in other activities, while 1.8% were unemployed.

### The costs of studies were mostly paid by employers

The costs of studies for 52.0% of university specialist were paid by employers, 46.8% of them were paid by university specialists themselves, while the costs of 1.2% of university specialists belonged to the category Other.

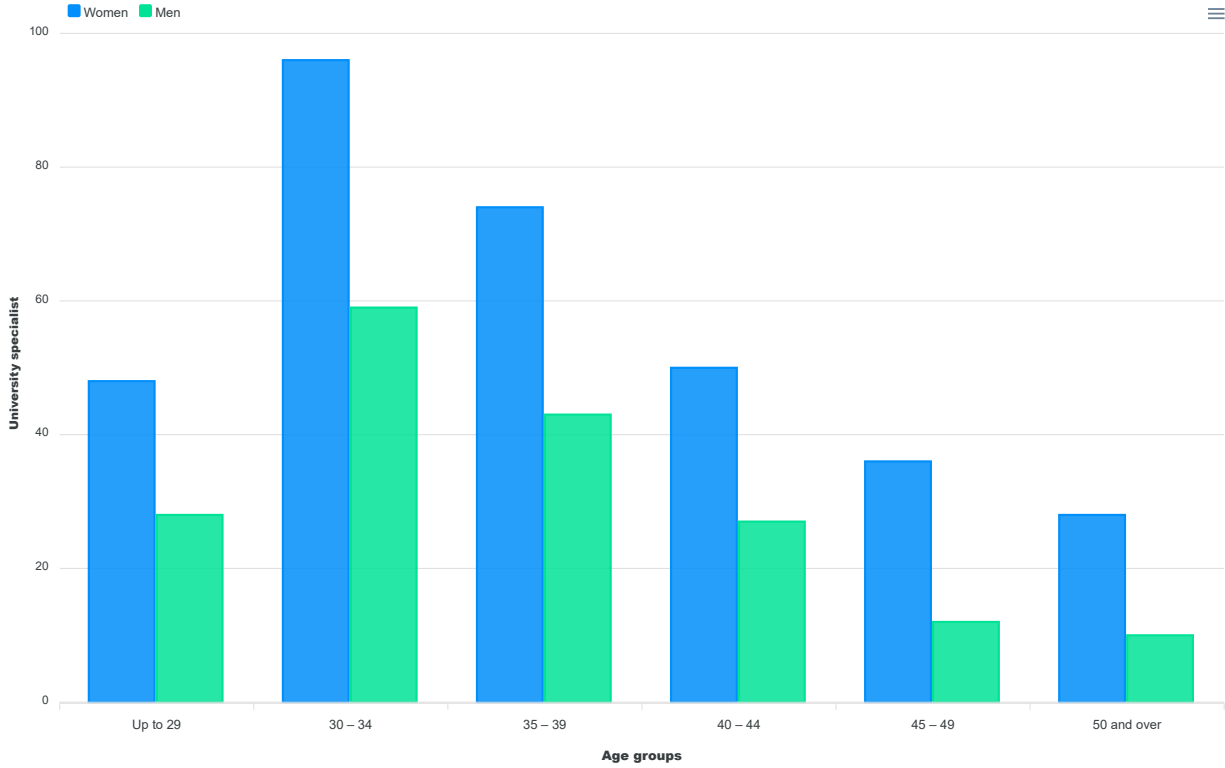
G-1 UNIVERSITY SPECIALISTS, BY SCIENTIFIC AND ARTISTIC FIELDS OF THEIR SPECIALIST THESES, 2023



1 UNIVERSITY SPECIALISTS, BY UNIVERSITY AND SCIENTIFIC AND ARTISTIC FIELDS OF THEIR SPECIALIST THESES, 2023

	Total	Women	Scientific and artistic field of specialist thesis							
			Natural sciences	Engineering	Biomedicine and health	Biotechnical sciences	Social sciences	Humanities	Artistic field	Interdisciplinary fields of sciences
Total	511	332	2	34	217	13	206	1	1	37
University of Osijek	52	40	1	-	23	7	17	-	-	4
University of Pula - Pola	2	2	-	-	-	-	2	-	-	-
University of Rijeka	98	51	-	-	47	-	51	-	-	-
University of Split	16	7	-	-	12	-	4	-	-	-
University of Zadar	4	4	-	-	-	-	4	-	-	-
University of Zagreb	320	211	1	34	123	6	121	1	1	33
Libertas International University, Zagreb	12	10	-	-	12	-	-	-	-	-
University North, Koprivnica	7	7	-	-	-	-	7	-	-	-

G-2 UNIVERSITY SPECIALISTS, BY AGE GROUPS AND SEX, 2023



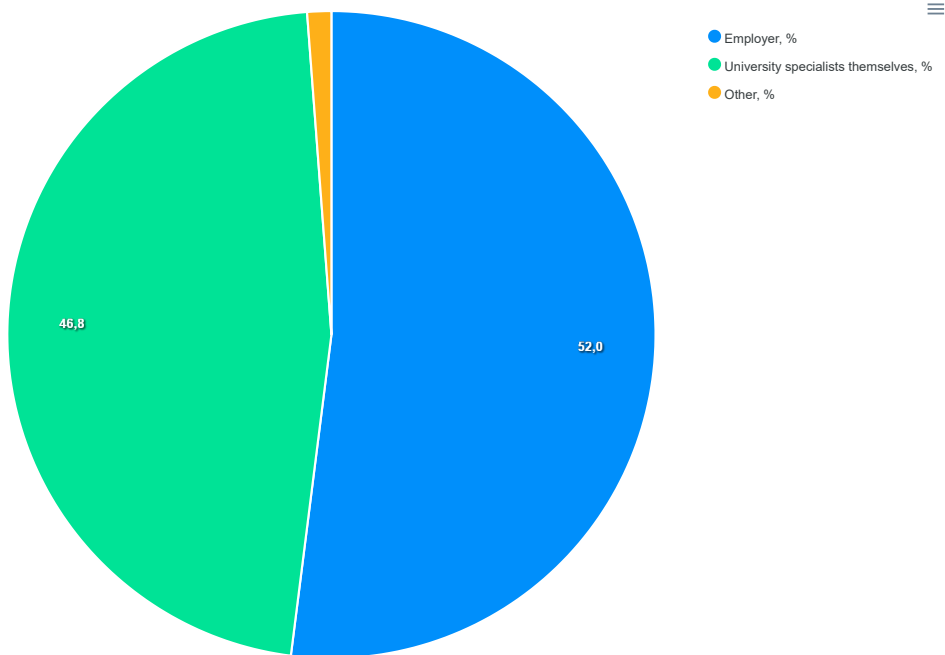
2 UNIVERSITY SPECIALISTS, BY SCIENTIFIC AND ARTISTIC FIELDS OF THEIR SPECIALIST THESES, AGE GROUPS AND SEX, 2023

	Total		Age groups					
	All	Women	Up to 29	30 – 34	35 – 39	40 – 44	45 – 49	50 and over
Total	511	332	76	155	117	77	48	38
Natural sciences	2	1	-	-	-	1	-	1
Mathematics	1	-	-	-	-	-	-	1
Interdisciplinary natural sciences	1	1	-	-	-	1	-	-
Engineering	34	16	5	9	7	6	6	1
Architecture and town planning	9	6	2	1	1	2	2	1
Electrical engineering	1	-	-	-	1	-	-	-
Computer science	10	3	1	4	1	2	2	-
Mechanical engineering	1	-	1	-	-	-	-	-
Technology of transport and traffic	1	-	-	-	1	-	-	-
Interdisciplinary engineering sciences	12	7	1	4	3	2	2	-
Biomedicine and health	217	137	27	104	49	19	12	6
Basic medical sciences	7	6	-	3	4	-	-	-
Clinical medicine	96	47	6	58	21	5	4	2
Public health and health care	26	21	2	7	5	5	4	3
Veterinary medicine	16	6	7	4	2	2	1	-
Dental medicine	24	14	1	10	9	3	-	1
Pharmacy	48	43	11	22	8	4	3	-
Biotechnical sciences	13	10	2	1	6	3	1	-
Agronomy	5	2	-	-	5	-	-	-
Food technology	2	2	-	-	-	1	1	-
Nutrition	6	6	2	1	1	2	-	-
Social sciences	206	138	39	38	44	42	20	23
Economics	93	55	12	16	24	24	9	8
Law	24	14	3	4	4	7	2	4
Political science	27	13	13	6	4	2	-	2
Information and communication sciences	13	10	6	3	2	1	1	-
Psychology	4	4	-	3	1	-	-	-
Pedagogy	5	5	-	-	1	-	2	2
Education and rehabilitation sciences	6	6	3	2	-	-	1	-
Social work	27	26	2	2	7	6	4	6
Security and defence	5	3	-	1	1	1	1	1
Interdisciplinary social sciences	2	2	-	1	-	1	-	-
Humanities	1	1	-	-	-	-	-	1
Philology	1	1	-	-	-	-	-	1
Artistic field	1	1	1	-	-	-	-	-
Music arts	1	1	1	-	-	-	-	-
Interdisciplinary fields of science	37	28	2	3	11	6	9	6
Educational sciences	7	7	-	-	1	1	3	2
Project Management	3	2	-	-	1	2	-	-
Other interdisciplinary fields	27	19	2	3	9	3	6	4

3 UNIVERSITY SPECIALISTS, BY UNIVERSITY AT WHICH THEY ATTAINED THEIR TITLES, BY COUNTRY IN WHICH THEY GRADUATED AND BY SEX, 2023

	Total		University								
	All	Women	Osijek	Pula – Pola	Rijeka	North	Split	Zadar	Zagreb	Libertas	
Total	511	332	52	2	98	7	16	4	320	12	
Graduated in Republic of Croatia	489	320	48	2	97	7	16	4	303	12	
Graduated outside Republic of Croatia	22	12	4	-	1	-	-	-	17	-	
Austria	1	-	-	-	-	-	-	-	1	-	
Bosnia and Herzegovina	10	5	1	-	1	-	-	-	8	-	
Italy	1	1	1	-	-	-	-	-	-	-	
North Macedonia	2	2	1	-	-	-	-	-	1	-	
Russian Federation	1	1	-	-	-	-	-	-	1	-	
Slovenia	1	1	-	-	-	-	-	-	1	-	
Serbia	6	2	1	-	-	-	-	-	5	-	

G-3 UNIVERSITY SPECIALISTS, BY WAY OF PAYING FOR POSTGRADUATE STUDY, 2023



## 4 UNIVERSITY SPECIALISTS, BY ACTIVITY OF EMPLOYMENT, BY WAY OF PAYING FOR POSTGRADUATE STUDY AND BY SEX, 2023

	Total		Way of paying for postgraduate study		
	All	Women	Employer	Themselves	Other
Total	511	332	266	239	6
Employees	502	325	266	230	6
Agriculture, forestry and fishing	3	1	2	1	-
Mining and quarrying	1	1	1	-	-
Manufacturing	17	10	6	11	-
Electricity, gas, steam and air conditioning supply	8	3	3	5	-
Water supply; sewerage, waste management and remediation activities	5	4	3	1	1
Construction	3	3	2	1	-
Wholesale and retail trade; repair of motor vehicles and motorcycles	43	34	22	19	2
Transportation and storage	6	4	2	4	-
Accommodation and food service activities	2	1	-	2	-
Information and communication	10	6	5	5	-
Financial and insurance activities	17	9	13	4	-
Real estate activities	2	2	1	1	-
Professional, scientific and technical activities	52	21	17	35	-
Administrative and support service activities	4	3	1	3	-
Public administration and defence; compulsory social security	92	62	29	63	-
Education	37	33	15	21	1
Human health and social work activities	180	113	139	39	2
Arts, entertainment and recreation	6	5	-	6	-
Other service activities	13	10	5	8	-
Activities of extraterritorial organizations	1	-	-	1	-
Unemployed	9	7	-	9	-

## NOTES ON METHODOLOGY

### Sources and methods of data collection

The data were obtained by the annual collection and processing of the Statistical Sheets for University Specialists (ŠV-80 form), which are filled in by university specialists in the course of attaining this title.

### Coverage and comparability

The statistical survey covers institutions of higher education in the Republic of Croatia that establish and carry out university postgraduate specialist study according to the Act on Higher Education and Scientific Activity (NN, No. 119/22).

Data are comparable to data from previous years.

### Definitions and explanations

**Institution of higher education** is every institution providing higher education which is authorised to establish and carry out a study as well as scientific highly qualified or artistic work. Institutions of higher education are university, including adjoining faculties and art academies, and polytechnics. Institutions of higher education may be public and private.

**Interdisciplinary studies** cover many different scientific fields. They are conducted in cooperation by institutions of higher education and institutes.

**University specialist study** can be enrolled after the completion of a university graduate study.

**University specialist** title for a particular area (Univ. Spec.) is a person who completed a postgraduate specialist study, prepared a final work and/or passed an appropriate final exam (ISCED, level 7). In exceptional cases, persons who completed a university specialist study in medicine, dental medicine and veterinary medicine attain the title of a university specialist, i.e., a university specialist with an indication of the area in question in accordance with the name of the specialist study programme classified according to the Ordinance on Scientific and Artistic Areas, Fields and Branches (NN, Nos 118/09, 82/12, 32/13, and 34/16).

### Abbreviations

ISCED	International Standard Classification of Education
NN	Narodne novine, official gazette of the Republic of Croatia

### Symbols

- no occurrence

**Published by the Croatian Bureau of Statistics, Zagreb, Ilica 3, P. O. B. 80**

Phone: (+385 1) 48 06 111

Press corner: [press@dzs.hr](mailto:press@dzs.hr)

Persons responsible:

Dubravka Rogić Hadžalić, Director of Demographic and Social Statistics Directorate

Lidija Brković, Director General

Prepared by:

Danijela Kurjaković and Josipa Jurić

**USERS ARE KINDLY REQUESTED TO STATE THE SOURCE.**

Customer Relations and Data Protection Department

Information and user requests

Phone: (+385 1) 48 06 138, 48 06 154, 48 06 115

E-mail: [stat.info@dzs.hr](mailto:stat.info@dzs.hr)

Subscription

Phone: (+385 1) 21 00 455

E-mail: [prodaja@dzs.hr](mailto:prodaja@dzs.hr)