



## BOARDING HOMES FOR PUPILS AND STUDENTS, 2021/2022 SCHOOL/ACADEMIC YEAR

### Boarding homes for pupils

In the 2021/2022 school year, there were 57 active boarding homes for pupils that accommodated 7 508 beneficiaries.

Out of the total number of children and youth placed in boarding homes, 91.4% attended upper secondary schools and 8.6% institutions of higher education. The share of female pupils and students was 59.9%.

Out of the total number of persons in employment, 28.0% were educational teachers, 7.6% medical and other professional staff and 64.3% administrative and other staff. The share of women was 73.4%.

### Boarding homes for students

In the 2021/2022 academic year, there were 24 active students' boarding homes.

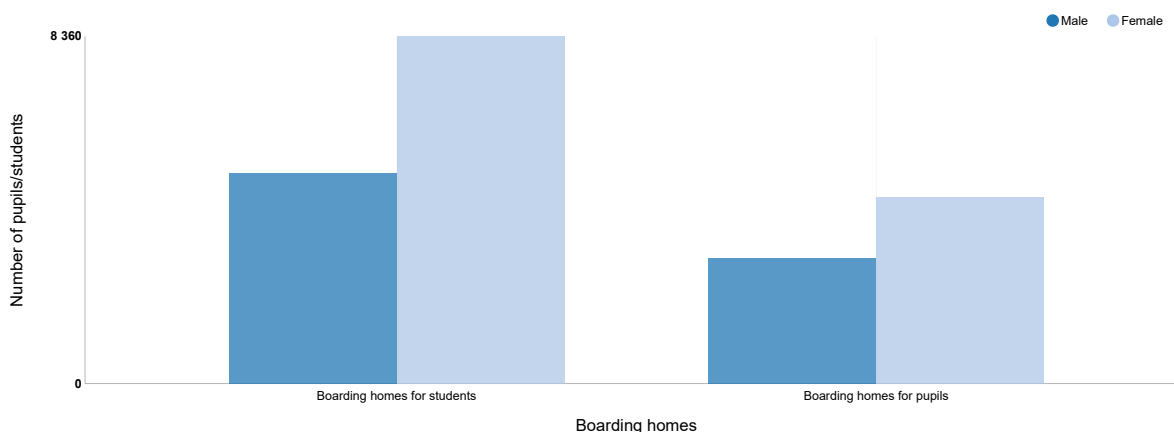
In the 2021/2022 academic year, there were 13 424 students placed in students' boarding homes, while the number of students who were not admitted due to full capacity amounted to 5 818. The share of female students was 62.3%.

In the 2021/2022 academic year, 336 persons were employed in students' boarding homes. The share of women was 69.6%.

### 1 PUPILS AND STUDENTS, BENEFICIARIES OF PUPILS'/STUDENTS' BOARDING HOMES, BY EDUCATIONAL INSTITUTION THEY ATTENDED AND BY SEX, 2021/2022 SCHOOL/ACADEMIC YEAR

	Beneficiaries			Institution they attended		Number of pupils/students not placed to boarding home due to full occupancy
	Total	Male	Female	Upper secondary school	Institution of higher education	
Total	20 932	8 075	12 857	6 862	14 067	6 255
Boarding homes for pupils	7 508	3 011	4 497	6 862	643	437
Boarding homes for students	13 424	5 064	8 360	-	13 424	5 818

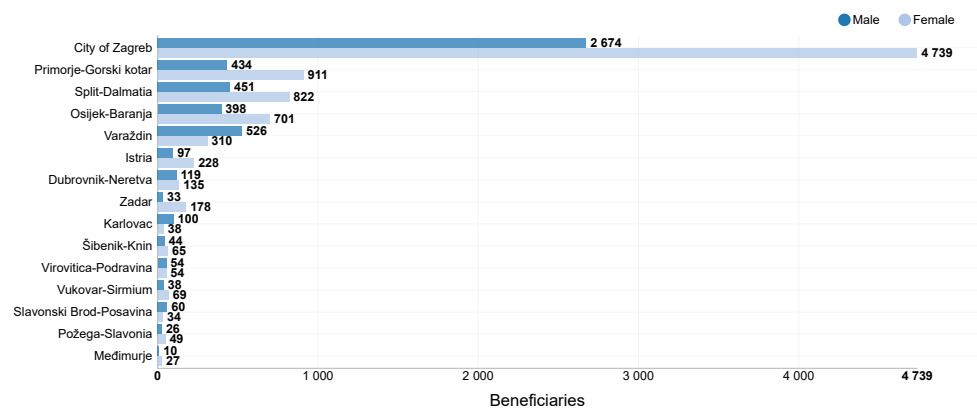
### G-1 PUPILS/STUDENTS PLACED IN BOARDING HOMES, BY SEX, 2021/2022 SCHOOL/ACADEMIC YEAR



2 STUDENTS' BOARDING HOMES, BENEFICIAIRES AND PERSONS IN EMPLOYMENT, BY COUNTIES AND BY SEX, 2021/2022 ACADEMIC YEAR

	Boarding homes	Beneficiaries			Persons in employment		
		Total	Male	Female	Total	Male	Female
Republic of Croatia	24	13 424	5 064	8 360	336	102	234
Karlovac	1	138	100	38	9	4	5
Varaždin	1	836	526	310	17	5	12
Primorje-Gorski kotar	2	1 345	434	911	20	3	17
Virovitica-Podravina	1	108	54	54	1	1	-
Požega-Slavonia	1	75	26	49	9	3	6
Slavonski Brod-Posavina	1	94	60	34	11	4	7
Zadar	1	211	33	178	10	7	3
Osijek-Baranja	3	1 099	398	701	33	9	24
Šibenik-Knin	2	109	44	65	11	3	8
Vukovar-Sirmium	1	107	38	69	1	1	-
Split-Dalmatia	3	1 273	451	822	23	2	21
Dubrovnik-Neretva	1	254	119	135	53	23	30
Istria	1	325	97	228	11	5	6
Međimurje	1	37	10	27	2	-	2
City of Zagreb	4	7 413	2 674	4 739	125	32	93

G-2 STUDENTS PLACED IN BOARDING HOMES FOR STUDENTS, BY COUNTIES AND BY SEX, 2021/2022 ACADEMIC YEAR

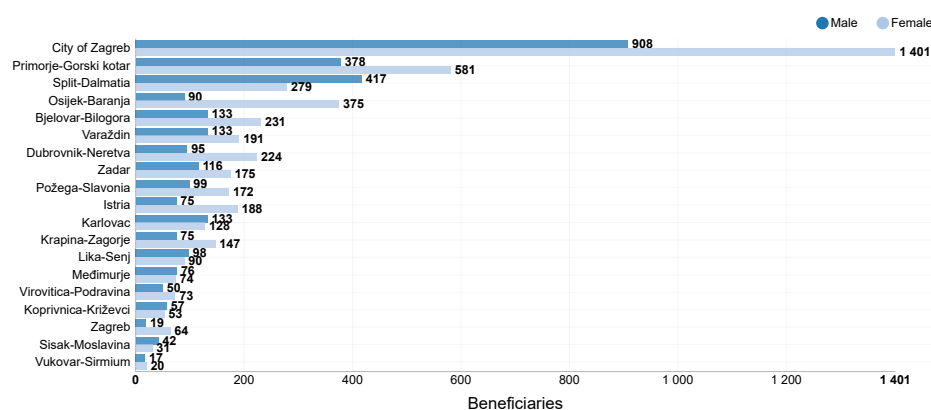


### 3 PUPILS' BOARDING HOMES, BENEFICIARIES (PUPILS/STUDENTS) AND PERSONS IN EMPLOYMENT, BY COUNTIES AND BY SEX, 2021/2022 SCHOOL YEAR

	Boarding homes	Beneficiaries			Persons in employment					
		Total	Male	Female	Total	Women	Educational teachers	Medical staff	Other professional staff <sup>1)</sup>	Administrative and other staff
Republic of Croatia	57	7 508	3 011	4 497	1 388	1 020	389	30	76	893
Zagreb	1	83	19	64	25	19	6	-	1	18
Krapina-Zagorje	2	222	75	147	46	36	15	1	2	28
Sisak-Moslavina	1	73	42	31	15	12	3	-	1	11
Karlovac	3	261	133	128	59	44	13	-	5	41
Varaždin	2	324	133	191	50	35	16	1	2	31
Koprivnica-Križevci	1	110	57	53	23	16	6	1	1	15
Bjelovar-Bilogora	2	364	133	231	58	43	19	1	2	36
Primorje-Gorski kotar	7	959	378	581	184	133	53	4	8	119
Lika-Senj	3	188	98	90	33	24	9	-	3	21
Virovitica-Podravina	1	123	50	73	24	16	7	1	1	15
Požega-Slavonia	2	271	99	172	46	31	13	1	3	29
Zadar	1	291	116	175	39	25	11	1	1	26
Osijek-Baranja	4	465	90	375	76	56	22	1	5	48
Vukovar-Sirmium	1	37	17	20	18	11	5	-	1	12
Split-Dalmatia	4	696	417	279	115	87	37	3	4	71
Istria	2	263	75	188	53	43	15	2	4	32
Dubrovnik-Neretva	3	319	95	224	73	59	21	-	5	47
Međimurje	2	150	76	74	41	24	11	1	4	25
City of Zagreb	15	2 309	908	1 401	410	306	107	12	23	268

1) Pedagogue, psychologist, special education teacher and social worker.

#### G-3 PUPILS/STUDENTS PLACED IN BOARDING HOMES, BY COUNTIES AND BY SEX, 2021/2022 SCHOOL YEAR



## NOTES ON METHODOLOGY

### Sources and methods of data collection

Data are the result of annual processing of data collected on the Annual Report on Boarding Homes for Pupils and Students (ŠD form), which are filled in by boarding homes for pupils and students according to the situation as on 31 March of the current school/academic year.

### Coverage and comparability

The statistical survey covers boarding homes for pupils and students located on the territory of the Republic of Croatia. Data are comparable to the data from previous years.

### Definitions and explanations

**Pupils' boarding homes** are institutions that provide food and lodging for pupils during their study and organise educational work, cultural and other pupils' activities.

As a rule, only regular pupils are entitled to food and lodging and they can get it based on their previous education achievements and economic situation of pupils and their parents, guardians etc.

Vacancies in boarding homes may also be filled with students from institutions of higher education and pupils from other schools, seminars and courses, as long as this does not interfere with regular education work and life in a boarding home.

**Students' boarding homes** are institutions that provide food and lodging for students during their study. Besides accommodation, meals can be provided.

Tables 2 and 3 present only counties in which there are boarding homes for students or pupils.

#### **Territorial constitution**

Data on counties are presented according to the Act on Territories of Counties, Towns and Municipalities in the Republic of Croatia (NN, Nos 86/06, 125/06, 16/07, 95/08, 46/10, 145/10, 37/13, 44/13, 45/13 and 110/15) with the situation as on 31 December 2021.

#### **Abbreviations**

NN Narodne novine, official gazette of the Republic of Croatia

#### **Symbols**

- no occurrence

#### **Published by the Croatian Bureau of Statistics, Zagreb, Ilica 3, P. O. B. 80**

Phone: (+385 1) 48 06 111

Press corner: [press@dzs.hr](mailto:press@dzs.hr)

Persons responsible:

Dubravka Rogić Hadžalić, Director of Demographic and Social Statistics Directorate

Lidija Brković, Director General

Prepared by:

Marija Gojević and Ana Šojat

#### **USERS ARE KINDLY REQUESTED TO STATE THE SOURCE.**

Customer Relations and Data Protection Department

Information and user requests

Phone: (+385 1) 48 06 138, 48 06 154

E-mail: [stat.info@dzs.hr](mailto:stat.info@dzs.hr)

Subscription

Phone: (+385 1) 48 06 115

E-mail: [prodaja@dzs.hr](mailto:prodaja@dzs.hr)