

DJEČJI VRTIĆI I DRUGE PRAVNE OSOBE KOJE OSTVARUJU PROGRAME PREDŠKOLSKOG ODGOJA Početak ped. g. 2020./2021.

KINDERGARTENS AND OTHER LEGAL ENTITIES IMPLEMENTING PRESCHOOL EDUCATION PROGRAMMES, BEGINNING OF 2020/2021 PEDAGOGIC YEAR

U odnosu na prošlu pedagošku godinu, upisano je 2 230 djece manje.

Compared to the previous pedagogic year, 2 230 less children were enrolled.

Na početku pedagoške godine 2020./2021., prema metodologiji statističkog praćenja podataka, bilo je 1 697 izvještajnih jedinica koje su ostvarivale programe predškolskog odgoja i naobrazbe, od toga 1 524 dječja vrtića i 173 druge pravne osobe (osnovne škole, igraonice u knjižnici ili druge ustanove ili udruge).

At the beginning of the 2020/2021 pedagogic year, according to the methodology of statistical data collection, there were 1 697 reporting units implementing preschool education and care programmes, of which there were 1 524 kindergartens and 173 other legal entities (basic schools, playrooms in libraries or other institutions or organisations).

Dječje vrtiće kojima su osnivač jedinice lokalne uprave i samouprave pohađa 81,3% djece.

Kindergartens founded by local government and self-government units were attended by 81.3% of children.

Ukupan broj djece koja su bila obuhvaćena nekim programom predškolskog odgoja i naobrazbe bio je 137 452, a od toga 66 266 djevojčica (48,2%). Redovitim programom bilo je obuhvaćeno 125 410 djece, programom predškole 9 996 djece i kraćim programom 2 046 djece.

The total number of children covered by any preschool education and care programmes was 137 452, out of which 66 266 were girls (48.2%). There were 125 410 children covered by a regular programme, 9 996 by a preschool programme and 2 046 by a shorter programme.

U vrtiću 8 i više sati boravi 79,4% djece.

There were 79.4% of children who spent 8 and more hours in a kindergarten.

Od ukupnog broja vrtića, 350 je samostalnih, tj. bez područnih odjela, 285 dječjih vrtića imalo je u svom sastavu područne odjele, a bilo je i 889 podružnih odjela.

Out of the total number, 350 were self-contained kindergartens, that is, those without departments, while 285 of them included departments. The number of departments amounted to 889.

U odnosu na prethodnu godinu, ukupan broj izvještajnih jedinica smanjio se za 0,1% i ukupan broj djece u izvještajnim jedinicama također se smanjio, za 1,6%.

As compared to the previous year, the total number of reporting units decreased by 0.1%, and the total number of children in reporting units also decreased, by 1.6%.

Od ukupnog broja zaposlenih, na odgojitelje i učitelje odnosi se 62%.

Out of the total number of persons in employment, 62% were kindergarten teachers and teachers.

U školskoj godini 2019./2020. programom predškole bilo je obuhvaćeno 9 996 djece koja nisu bila polaznici redovitog programa predškolskog odgoja, što je više za 1,4% nego prethodne godine.

In the 2019/2020 pedagogic year, the preschool programme covered 9 996 children who did not attend a regular preschool programme, which was 1.4% more than in the previous year.

1. DJEČJI VRTIĆI I DRUGE PRAVNE OSOBE KOJE OSTVARUJU PROGRAME PREDŠKOLSKOG ODGOJA, POČETAK PED. G. 2020./2021. KINDERGARTENS AND OTHER LEGAL ENTITIES IMPLEMENTING PRESCHOOL EDUCATION PROGRAMMES, BEGINNING OF 2020/2021 PEDAGOGIC YEAR

Osnivač	Ukupno Total	Dječji vrtići Kindergartens			Druge pravne osobe Other legal entities			Founder
		samostalni Self-contained	s područnim odjelima With departments	područni odjeli Departments	osnovne škole Basic schools	igraonice u knjižnici Playrooms in libraries	druge ustanove i udruge Other institutions	
Ukupno	1 697	350	285	889	139	5	29	Total
Republika Hrvatska	4	1	-	1	1	1	-	Republic of Croatia
Jedinice lokalne uprave i samouprave	1 269	168	212	738	133	4	14	Local government and self-government units
Druge domaće pravne i fizičke osobe (privatne)	365	166	59	120	5	-	15	Other domestic legal entities and natural persons (private)
Vjerske zajednice	59	15	14	30	-	-	-	Religious communities

2. DJECA PREMA VRSTI PROGRAMA PREDŠKOLSKOG ODGOJA I SPOLU, POČETAK PED. G. 2020./2021.
CHILDREN, BY TYPE OF PRESCHOOL EDUCATION PROGRAMME AND BY SEX, BEGINNING OF 2020/2021 PEDAGOGIC YEAR

Osnivač	Ukupno <i>Total</i>		U redovitim programima <i>In regular programmes</i>		U predškoli ¹⁾ <i>In preschool institutions¹⁾</i>		U kraćim programima <i>In shorter programmes</i>		Founder
	svoga <i>All</i>	djevojčice <i>Girls</i>	svoga <i>All</i>	djevojčice <i>Girls</i>	svoga <i>All</i>	djevojčice <i>Girls</i>	svoga <i>All</i>	djevojčice <i>Girls</i>	
Ukupno	137 452	66 266	125 410	60 323	9 996	4 775	2 046	1 168	<i>Total</i>
Republika Hrvatska	226	127	68	41	38	11	120	75	<i>Republic of Croatia</i>
Jedinice lokalne uprave i samouprave	111 809	53 764	101 910	48 919	8 806	4 198	1 093	647	<i>Local government and self-government units</i>
Druge domaće pravne i fizičke osobe (privatne)	21 767	10 595	19 856	9 624	1 078	525	833	446	<i>Other domestic legal entities and natural persons (private)</i>
Vjerske zajednice	3 650	1 780	3 576	1 739	74	41	-	-	<i>Religious communities</i>

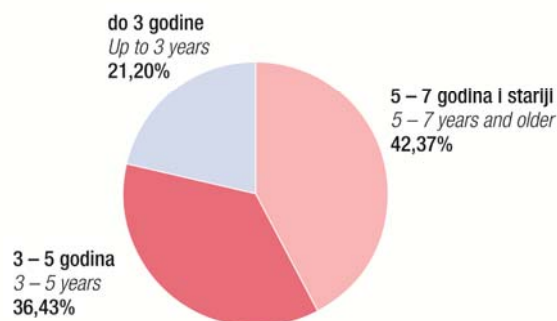
1) Podaci se odnose na program predškole ostvaren u školskoj godini 2019./2020.

1) *The data refer to a preschool programme implemented in the 2019/2020 pedagogic year.*

3. DJECA PREMA SPOLU I DULJINI DNEVNOG BORAVKA U SATIMA, POČETAK PED. G. 2020./2021.
CHILDREN, BY SEX AND BY TIME SPENT DAILY IN PRESCHOOL PROGRAMMES, BEGINNING OF 2020/2021 PEDAGOGIC YEAR

Osnivač	Djeca <i>Children</i>		Trajanje dnevnog boravka, sati <i>Time spent daily in preschool programmes, hours</i>			Postotak djece prema trajanju dnevnog boravka, sati <i>Percentage of children by time spent in preschool programmes, hours</i>			Founder
	svoga <i>All</i>	djevojčice <i>Girls</i>	manje od 5 <i>Less than 5</i>	5 – 8 <i>5 – 8</i>	8 i više <i>8 and more</i>	manje od 5 <i>Less than 5</i>	5 – 8 <i>5 – 8</i>	8 i više <i>8 and more</i>	
Ukupno	137 452	66 266	13 987	14 310	109 155	10,18	10,41	79,41	<i>Total</i>
Republika Hrvatska	226	127	165	11	50	73,01	4,87	22,12	<i>Republic of Croatia</i>
Jedinice lokalne uprave i samouprave	111 809	53 764	11 618	11 993	88 198	10,39	10,73	78,88	<i>Local government and self-government units</i>
Druge domaće pravne i fizičke osobe (privatne)	21 767	10 595	2 114	1 823	17 830	9,71	8,38	81,91	<i>Other domestic legal entities and natural persons (private)</i>
Vjerske zajednice	3 650	1 780	90	483	3 077	2,47	13,23	84,30	<i>Religious communities</i>

G-1. DJECA OBUHVAĆENA PROGRAMIMA PREDŠKOLSKOG ODGOJA PREMA DOBNIM SKUPINAMA, POČETAK PED. G. 2020./2021.
CHILDREN COVERED BY PRESCHOOL EDUCATION PROGRAMMES, BY AGE GROUPS, BEGINNING OF 2020/2021 PEDAGOGIC YEAR



4. ZAPOSLENICI U DJEČJIM VRTIĆIMA, DRUGIM PRAVNIM OSOBAMA KOJE OSTVARUJU PROGRAME PREDŠKOLSKOG ODGOJA I PROGRAMIMA PREDŠKOLE, POČETAK PED. G. 2020./2021.

PERSONS IN EMPLOYMENT IN KINDERGARTENS AND OTHER LEGAL ENTITIES IMPLEMENTING PRESCHOOL EDUCATION PROGRAMMES AND PRESCHOOL PROGRAMMES, BEGINNING OF 2020/2021 PEDAGOGIC YEAR

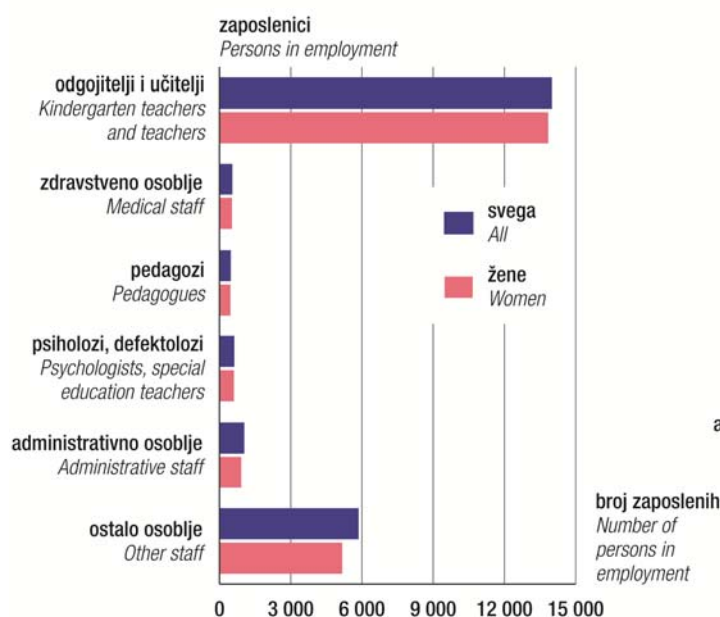
		Zaposlenici <i>Persons in employment</i>		Odgovjitelji i učitelji <i>Kindergarten teachers and teachers</i>		Zdravstveno osoblje <i>Medical staff</i>		Pedagozi <i>Pedagogues</i>		Psiholozi, defektolozi <i>Psychologists, special education teachers</i>		Administrativno osoblje <i>Administrative staff</i>		Ostalo osoblje <i>Other staff</i>	
		svega <i>All</i>	žene <i>Women</i>	svega <i>All</i>	žene <i>Women</i>	svega <i>All</i>	žene <i>Women</i>	svega <i>All</i>	žene <i>Women</i>	svega <i>All</i>	žene <i>Women</i>	svega <i>All</i>	žene <i>Women</i>	svega <i>All</i>	žene <i>Women</i>
Ukupno <i>Total</i>	svega <i>Total</i>	22 536	21 514	13 999	13 845	542	525	472	461	622	606	1 043	913	5 858	5 164
	s punim radnim vremenom <i>Full-time</i>	20 997	20 079	13 517	13 396	365	360	311	303	486	473	935	818	5 383	4 729
Dječji vrtići <i>Kindergartens</i>	svega <i>Total</i>	22 115	21 127	13 694	13 564	534	517	467	457	569	554	1 028	902	5 823	5 133
	s punim radnim vremenom <i>Full-time</i>	20 833	19 926	13 446	13 328	361	356	309	301	438	425	924	811	5 355	4 705
Predškola ¹⁾ <i>Preschool institutions¹⁾</i>	svega <i>Total</i>	170	165	170	165	-	-	-	-	-	-	-	-	-	-
	s punim radnim vremenom <i>Full-time</i>	-	-	-	-	-	-	-	-	-	-	-	-	-	-
Druge pravne osobe <i>Other legal entities</i>	svega <i>Total</i>	251	222	135	116	8	8	5	4	53	52	15	11	35	31
	s punim radnim vremenom <i>Full-time</i>	164	153	71	68	4	4	2	2	48	48	11	7	28	24

1) Podaci se odnose na program predškole ostvaren u školskoj godini 2019./2020.

1) *The data refer to a preschool programme implemented in the 2019/2020 pedagogic year.*

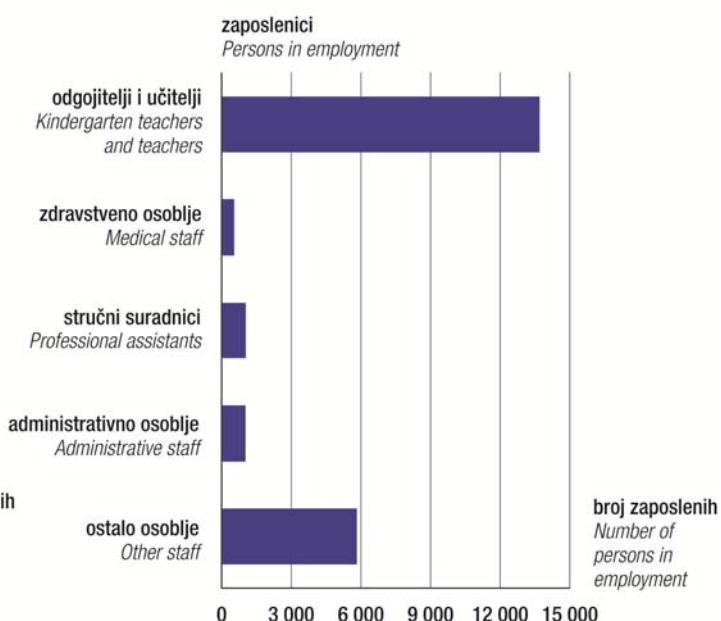
G-2. ZAPOSLENICI U DJEČJIM VRTIĆIMA I DRUGIM PRAVNIM OSOBAMA PREMA SPOLU, POČETAK PED. G. 2020./2021.

PERSONS IN EMPLOYMENT IN KINDERGARTENS AND OTHER LEGAL ENTITIES, BY SEX, BEGINNING OF 2020/2021 PEDAGOGIC YEAR



G-3. ZAPOSLENICI U DJEČJIM VRTIĆIMA, POČETAK PED. G. 2020./2021.

PERSONS IN EMPLOYMENT IN KINDERGARTENS, BEGINNING OF 2020/2021 PEDAGOGIC YEAR



5. ZAPOSLENICI U DJEČJIM VRTIĆIMA PREMA STUPNJU OBRAZOVANJA I SPOLU, POČETAK PED. G. 2020./2021.
PERSONS IN EMPLOYMENT IN KINDERGARTENS, BY EDUCATIONAL ATTAINMENT AND SEX, BEGINNING OF 2020/2021 PEDAGOGIC YEAR

Osnivač		Zaposlenici <i>Persons in employment</i>		Odgovornici i učitelji <i>Kindergarten teachers and teachers</i>		Zdravstveno osoblje <i>Medical staff</i>	Stručni suradnici <i>Professional assistants</i>	Admini- strativno osoblje <i>Administra- tive staff</i>	Ostalo osoblje <i>Other staff</i>	Founder	
		svega <i>All</i>	žene <i>Women</i>	svega <i>All</i>	žene <i>Women</i>						
Ukupno	svega	22 115	21 127	13 694	13 564	534	1 036	1 028	5 823	All	Total
	visoko	3 166	3 028	1 642	1 608	58	1 006	330	130	High	
	više	12 326	12 178	11 517	11 425	345	30	312	122	Higher	
	srednje	5 127	4 447	535	531	131	-	386	4 075	Secondary	
	osnovno	1 496	1 474	-	-	-	-	-	1 496	Basic	
Republika Hrvatska	svega	19	14	7	7	-	1	2	9	All	Republic of Croatia
	visoko	4	2	-	-	-	1	2	1	High	
	više	7	7	7	7	-	-	-	-	Higher	
	srednje	6	3	-	-	-	-	-	6	Secondary	
	osnovno	2	2	-	-	-	-	-	2	Basic	
Jedinice lokalne uprave i samouprave	svega	18 249	17 415	11 246	11 147	390	772	824	5 017	All	Local government and self-government units
	visoko	2 379	2 289	1 258	1 233	33	754	255	79	High	
	više	10 163	10 052	9 559	9 488	236	18	265	85	Higher	
	srednje	4 303	3 689	429	426	121	-	304	3 449	Secondary	
	osnovno	1 404	1 385	-	-	-	-	-	1 404	Basic	
Druge domaće pravne i fizičke osobe (privatne)	svega	3 264	3 129	2 091	2 065	122	216	163	672	All	Other domestic legal entities and natural persons
	visoko	673	627	345	336	24	207	56	41	High	
	više	1 815	1 785	1 645	1 629	91	9	41	29	Higher	
	srednje	700	644	101	100	7	-	66	526	Secondary	
	osnovno	76	73	-	-	-	-	-	76	Basic	
Vjerske zajednice	svega	583	569	350	345	22	47	39	125	All	Religious communities
	visoko	110	110	39	39	1	44	17	9	High	
	više	341	334	306	301	18	3	6	8	Higher	
	srednje	118	111	5	5	3	-	16	94	Secondary	
	osnovno	14	14	-	-	-	-	-	14	Basic	

6. DJEČJI VRTIĆI I DRUGE PRAVNE OSOBE KOJE OSTVARUJU PROGRAME PREDŠKOLSKOG ODGOJA, DJECA PREMA DOBNIM SKUPINAMA I ZAPOSLENICI PO ŽUPANIJAMA, POČETAK PED. G. 2020./2021.

KINDERGARTENS AND OTHER LEGAL ENTITIES IMPLEMENTING PRESCHOOL EDUCATION PROGRAMMES AND PRESCHOOL PROGRAMMES, CHILDREN BY AGE GROUPS, PERSONS IN EMPLOYMENT BY COUNTIES, BEGINNING OF 2020/2021 PEDAGOGIC YEAR

	Dječji vrtići <i>Kindergartens</i>	Druge pravne osobe <i>Other legal entities</i>	Djeca prema dobnim skupinama <i>Children by age groups</i>				Zaposlenici <i>Persons in employment</i>		
			svega <i>All</i>	do 3 godine <i>Up to 3 years</i>	3 – 5 godina <i>3 – 5 years</i>	5 – 7 godina i stariji <i>5 – 7 years and older</i>	svega <i>All</i>	od toga <i>Out of that</i>	
								odgojitelji i učitelji <i>Kindergarten teachers and teachers</i>	zdravstveno osoblje <i>Medical staff</i>
Republika Hrvatska <i>Republic of Croatia</i>	1 524	173	137 452	29 138	50 076	58 238	22 536	13 999	542
Državni <i>State-owned</i>	1 120	153	112 035	23 779	40 173	48 083	18 636	11 514	397
Privatni <i>Private</i>	345	20	21 767	4 804	8 354	8 609	3 317	2 135	123
Vjerskih zajednica <i>Established by religious communities</i>	59	-	3 650	555	1 549	1 546	583	350	22
Zagrebačka županija <i>County of Zagreb</i>	101	13	10 868	2 610	3 766	4 492	1 773	1 067	42
Državni <i>State-owned</i>	63	11	8 386	1 971	2 929	3 486	1 416	841	28
Privatni <i>Private</i>	34	2	2 291	620	753	918	322	204	12
Vjerskih zajednica <i>Established by religious communities</i>	4	-	191	19	84	88	35	22	2
Krapinsko-zagorska županija <i>County of Krapina-Zagorje</i>	24	17	3 248	631	908	1 709	452	296	11
Državni <i>State-owned</i>	19	17	2 895	539	794	1 562	403	266	8
Privatni <i>Private</i>	5	-	353	92	114	147	49	30	3
Sisačko-moslavačka županija <i>County of Sisak-Moslavina</i>	36	4	3 947	873	1 383	1 691	654	389	13
Državni <i>State-owned</i>	35	3	3 877	873	1 355	1 649	642	382	12
Privatni <i>Private</i>	-	1	30	-	11	19	4	3	-
Vjerskih zajednica <i>Established by religious communities</i>	1	-	40	-	17	23	8	4	1
Karlovačka županija <i>County of Karlovac</i>	24	7	3 009	653	1 053	1 303	447	269	18
Državni <i>State-owned</i>	21	7	2 869	629	996	1 244	424	256	16
Privatni <i>Private</i>	3	-	140	24	57	59	23	13	2
Varaždinska županija <i>County of Varaždin</i>	58	4	5 524	1 228	1 951	2 345	811	502	25
Državni <i>State-owned</i>	28	2	2 775	568	959	1 248	437	260	14
Privatni <i>Private</i>	27	2	2 621	660	930	1 031	354	229	11
Vjerskih zajednica <i>Established by religious communities</i>	3	-	128	-	62	66	20	13	-
Koprivničko-križevačka županija <i>County of Koprivnica-Križevci</i>	36	13	3 220	501	981	1 738	464	312	11
Državni <i>State-owned</i>	29	13	2 472	408	697	1 367	368	246	9
Privatni <i>Private</i>	4	-	527	72	190	265	64	44	2
Vjerskih zajednica <i>Established by religious communities</i>	3	-	221	21	94	106	32	22	-
Bjelovarsko-bilogorska županija <i>County of Bjelovar-Bilogora</i>	25	13	2 904	515	917	1 472	426	263	16
Državni <i>State-owned</i>	17	12	2 132	407	654	1 071	297	187	12
Privatni <i>Private</i>	8	1	772	108	263	401	129	76	4

6. DJEČJI VRTIĆI I DRUGE PRAVNE OSOBE KOJE OSTVARUJU PROGRAME PREDŠKOLSKOG ODGOJA, DJECA PREMA DOBNIM SKUPINAMA I ZAPOSLENICI PO ŽUPANIJAMA, POČETAK PED. G. 2020./2021.

KINDERGARTENS AND OTHER LEGAL ENTITIES IMPLEMENTING PRESCHOOL EDUCATION PROGRAMMES AND PRESCHOOL PROGRAMMES, CHILDREN BY AGE GROUPS, PERSONS IN EMPLOYMENT BY COUNTIES, BEGINNING OF 2020/2021 PEDAGOGIC YEAR

(nastavak)
(continued)

	Dječji vrtići <i>Kindergartens</i>	Druge pravne osobe <i>Other legal entities</i>	Djeca prema dobnim skupinama <i>Children by age groups</i>				Zaposlenici <i>Persons in employment</i>		
			svega <i>All</i>	do 3 godine <i>Up to 3 years</i>	3 – 5 godina <i>3 – 5 years</i>	5 – 7 godina i stariji <i>5 – 7 years and older</i>	svega <i>All</i>	od toga <i>Out of that</i>	
								odgojitelji i učitelji <i>Kindergarten teachers and teachers</i>	zdravstveno osoblje <i>Medical staff</i>
Primorsko-goranska županija <i>County of Primorje-Gorski kotar</i>	124	4	9 036	1 715	3 622	3 699	1 628	1 084	22
Državni <i>State-owned</i>	95	3	7 619	1 549	2 928	3 142	1 400	931	20
Privatni <i>Private</i>	25	1	1 241	144	601	496	203	136	2
Vjerskih zajednica <i>Established by religious communities</i>	4	-	176	22	93	61	25	17	-
Ličko-senjska županija <i>County of Lika-Senj</i>	13	5	1 288	281	391	616	205	137	2
Državni <i>State-owned</i>	13	5	1 288	281	391	616	205	137	2
Virovitičko-podravska županija <i>County of Virovitica-Podravina</i>	9	7	1 790	217	554	1 019	228	144	8
Državni <i>State-owned</i>	8	7	1 716	217	517	982	218	137	8
Privatni <i>Private</i>	1	-	74	-	37	37	10	7	-
Požeško-slavonska županija <i>County of Požega-Slavonia</i>	17	5	1 859	375	594	890	262	179	3
Državni <i>State-owned</i>	14	5	1 593	294	502	797	226	153	3
Privatni <i>Private</i>	2	-	128	40	44	44	15	12	-
Vjerskih zajednica <i>Established by religious communities</i>	1	-	138	41	48	49	21	14	-
Brodsko-posavska županija <i>County of Slavonki Brod-Posavina</i>	23	5	2 901	613	894	1 394	354	212	12
Državni <i>State-owned</i>	20	5	2 585	553	764	1 268	317	189	11
Privatni <i>Private</i>	2	-	217	35	90	92	21	12	-
Vjerskih zajednica <i>Established by religious communities</i>	1	-	99	25	40	34	16	11	1
Zadarska županija <i>County of Zadar</i>	84	3	5 351	771	2 085	2 495	972	566	33
Državni <i>State-owned</i>	57	3	3 897	541	1 452	1 904	722	412	17
Privatni <i>Private</i>	23	-	1 256	228	547	481	218	136	14
Vjerskih zajednica <i>Established by religious communities</i>	4	-	198	2	86	110	32	18	2
Osječko-baranjska županija <i>County of Osijek-Baranja</i>	80	25	6 974	1 165	2 446	3 363	871	597	21
Državni <i>State-owned</i>	60	23	5 972	992	2 067	2 913	753	512	20
Privatni <i>Private</i>	18	2	856	144	317	395	99	71	1
Vjerskih zajednica <i>Established by religious communities</i>	2	-	146	29	62	55	19	14	-

6. DJEČJI VRTIĆI I DRUGE PRAVNE OSOBE KOJE OSTVARUJU PROGRAME PREDŠKOLSKOG ODGOJA, DJECA PREMA DOBNIM SKUPINAMA I ZAPOSLENICI PO ŽUPANIJAMA, POČETAK PED. G. 2020./2021.

KINDERGARTENS AND OTHER LEGAL ENTITIES IMPLEMENTING PRESCHOOL EDUCATION PROGRAMMES AND PRESCHOOL PROGRAMMES, CHILDREN BY AGE GROUPS, PERSONS IN EMPLOYMENT BY COUNTIES, BEGINNING OF 2020/2021 PEDAGOGIC YEAR

(nastavak)
(continued)

	Dječji vrtići <i>Kindergartens</i>	Druge pravne osobe <i>Other legal entities</i>	Djeca prema dobnim skupinama <i>Children by age groups</i>				Zaposlenici <i>Persons in employment</i>		
			svega <i>All</i>	do 3 godine <i>Up to 3 years</i>	3 – 5 godina <i>3 – 5 years</i>	5 – 7 godina i stariji <i>5 – 7 years and older</i>	svega <i>All</i>	od toga <i>Out of that</i>	
								odgojitelji i učitelji <i>Kindergarten teachers and teachers</i>	zdravstveno osoblje <i>Medical staff</i>
Šibensko-kninska županija <i>County of Šibenik-Knin</i>	50	2	3 345	574	1 228	1 543	529	339	5
Državni <i>State-owned</i>	33	2	2 316	338	865	1 113	369	230	5
Privatni <i>Private</i>	14	-	851	215	291	345	129	91	-
Vjerskih zajednica <i>Established by religious communities</i>	3	-	178	21	72	85	31	18	-
Vukovarsko-srijemska županija <i>County of Vukovar-Sirmium</i>	41	16	3 644	694	1 286	1 664	486	331	7
Državni <i>State-owned</i>	31	15	2 913	535	978	1 400	386	261	3
Privatni <i>Private</i>	7	1	484	112	216	156	67	48	1
Vjerskih zajednica <i>Established by religious communities</i>	3	-	247	47	92	108	33	22	3
Splitsko-dalmatinska županija <i>County of Split-Dalmatia</i>	245	5	15 132	2 185	6 253	6 694	2 437	1 422	87
Državni <i>State-owned</i>	185	3	11 489	1 568	4 637	5 284	1 872	1 087	53
Privatni <i>Private</i>	50	2	2 974	566	1 280	1 128	478	284	28
Vjerskih zajednica <i>Established by religious communities</i>	10	-	669	51	336	282	87	51	6
Istarska županija <i>County of Istria</i>	131	2	7 327	1 759	2 792	2 776	1 433	881	24
Državni <i>State-owned</i>	100	2	6 038	1 414	2 318	2 306	1 230	721	22
Privatni <i>Private</i>	30	-	1 248	331	462	455	198	156	2
Vjerskih zajednica <i>Established by religious communities</i>	1	-	41	14	12	15	5	4	-
Dubrovačko-neretvanska županija <i>County of Dubrovnik-Neretva</i>	50	2	4 687	889	1 741	2 057	748	486	12
Državni <i>State-owned</i>	42	2	4 314	808	1 593	1 913	695	451	11
Privatni <i>Private</i>	5	-	163	22	70	71	24	17	-
Vjerskih zajednica <i>Established by religious communities</i>	3	-	210	59	78	73	29	18	1
Međimurska županija <i>County of Međimurje</i>	53	8	4 241	803	1 554	1 884	630	414	19
Državni <i>State-owned</i>	28	6	2 640	422	934	1 284	413	270	12
Privatni <i>Private</i>	23	2	1 535	353	598	584	207	138	6
Vjerskih zajednica <i>Established by religious communities</i>	2	-	66	28	22	16	10	6	1
Grad Zagreb <i>City of Zagreb</i>	300	13	37 157	10 086	13 677	13 394	6 726	4 109	151
Državni <i>State-owned</i>	222	7	32 249	8 872	11 843	11 534	5 843	3 585	111
Privatni <i>Private</i>	64	6	4 006	1 038	1 483	1 485	703	428	35
Vjerskih zajednica <i>Established by religious communities</i>	14	-	902	176	351	375	180	96	5

METODOLOŠKA OBJAŠNJENJA

Izvori i metode prikupljanja podataka

Podaci su rezultat statističke obrade podataka koje na obrascu Godišnji izvještaj za dječje vrtiće i druge pravne osobe koje ostvaruju programe predškolskog odgoja (obrazac DV-PO) daju samostalni dječji vrtići, dječji vrtići s područnim odjelima i područni odjeli te druge pravne osobe (osnovne škole, igraonice u knjižnicama te druge zdravstvene, socijalne, sportske i kulturne ustanove i udruge koje su ostvarivale programe predškolskog odgoja) u Republici Hrvatskoj koje su radile u pedagoškoj godini 2020./2021., a odnose se na dan 31. listopada 2020.

Obuhvat i usporedivost

Statističkim istraživanjem obuhvaćeni su dječji vrtići i druge pravne osobe koje ostvaruju programe predškolskog odgoja i naobrazbe na području Republike Hrvatske. Podaci su usporedivi s podacima iz prijašnjih godina u odnosu na dječje vrtiće. Obuhvat je 2004./2005. proširen i na druge pravne osobe koje ostvaruju programe predškolskog odgoja. Podaci za program predškole odnose se na školsku godinu 2019./2020.

Definicije

Programi predškolskog odgoja i naobrazbe te skrbi o djeci predškolske dobi ustrojavaju se u jasličkim i vrtićkim odgojnim skupinama u dječjem vrtiću bez obzira na osnivača, a mogu biti: **redoviti programi, programi predškole i kraći programi.**

Programi (ne dječji vrtići) **predškolskog odgoja pri drugim pravnim osobama** ostvaruju se pri osnovnim školama, pri zdravstvenim ustanovama za djecu s teškoćama u razvoju, pri socijalnim ustanovama za djecu s teškoćama u razvoju, kao igraonice u knjižnicama, kraći programi pri sportskim ustanovama, kraći programi pri kulturnim ustanovama te kraći programi pri udrugama.

Svi programi predškolskog odgoja i naobrazbe moraju imati verifikaciju Ministarstva znanosti i obrazovanja, a ustrojavaju se kao ustrojbene jedinice navedenih pravnih osoba i ispunjavaju sve uvjete potrebne za rad s predškolskom djecom.

Dječji vrtići jesu javne ustanove koje djelatnost predškolskog odgoja obavljaju kao javnu službu. Dječji vrtić može osnovati Republika Hrvatska i jedinice lokalne uprave (državni vrtići), vjerske zajednice (vrtići vjerskih zajednica) te druge domaće, pravne i fizičke osobe (privatni vrtići).

Područni odjeli jesu dislocirani dijelovi matičnog vrtića koji uključuju jednu ili više odgojnih skupina, a osnivaju ih dječji vrtići prema potrebi.

Predškolskim odgojem u dječjim vrtićima obuhvaćena su djeca od navršениh šest mjeseci života do polaska u osnovnu školu.

Predškolsko obrazovanje koje se provodi u dječjim vrtićima i drugim pravnim osobama u Republici Hrvatskoj za djecu stariju od tri godine odgovara razini 0 Međunarodne standardne klasifikacije obrazovanja – *International Standard Classification of Education* (ISCED 2011.).

Stručni suradnici jesu pedagog, psiholog, defektolog, učitelj stranog jezika, glazbe, likovnog odgoja, ritmike i sl.

Program predškole provodi se za djecu u šestoj godini života koja nisu polaznici redovitog programa predškolskog odgoja kao priprema za polazak u školu.

NOTES ON METHODOLOGY

Sources and methods of data collection

Data are the result of statistical data processing collected through the Annual Report on Kindergartens and Other Legal Entities Implementing Preschool Education Programmes (DV-PO form) from self-contained kindergartens, kindergartens with departments, departments and other legal entities (basic schools, playrooms in libraries and other health, social, sports and cultural institutions and organizations implementing preschool education programmes) in the Republic of Croatia active in the 2020/2021 pedagogic year, and refer to 31 October 2020.

Coverage and comparability

The statistical survey covers kindergartens and other legal entities implementing preschool education and care programmes on the territory of the Republic of Croatia. The data are comparable to the data from previous years relating to kindergartens. The coverage for 2004/2005 has been expanded on other legal entities other legal entities implementing preschool education programmes. Data on the preschool programme refer to the 2019/2020 pedagogic year.

Definitions

Preschool education and care programmes intended for preschool children are implemented in nursery and kindergarten groups in kindergarten, irrespective of the founder, and can be classified as follows: **regular programmes, preschool programmes and shorter programmes.**

Preschool education programmes (not kindergartens) **in other legal entities** are realised in basic schools, in health institutions caring for children with developmental difficulties, in social institutions caring for children with developmental difficulties; as playrooms in libraries, shorter programmes in cultural institutions and shorter programmes in different organisations.

All preschool education programmes must be verified by the Ministry of Science and Education. They are established as constitutional units of the legal entities in question and must fulfil all conditions required for work with preschool children.

Kindergartens are public institutions that provide preschool education as a public service. Kindergarten can be established by the Republic of Croatia and local government units (state-owned kindergartens), religious communities (kindergartens established by religious communities) and other domestic legal entities and natural persons (private kindergartens).

Departments are dislocated parts of a central kindergarten, which include one or more education groups, established by kindergartens as required.

Preschool upbringing in kindergartens covers children of 6 months of age until school age.

Preschool education conducted in kindergartens and other legal entities for children over 3 years of age in the Republic of Croatia corresponds to the level 0 of the ISCED 2011.

Professional assistants are education professional, psychologist, special education teacher, foreign language teacher, music teacher, art teacher, dance teacher etc.

Preschool programme is conducted for children aged six who do not attend a regular preschool education programme as a preparation for school.

Kraći programi obuhvaćaju različite sadržaje (strani jezici, vjerski odgoj, sportske grupe, ples, likovni ili glazbeni odgoj itd.) koje djeca pohađaju nekoliko sati na tjedan ili mjesec.

Ustrojstvo i djelatnost dječjih vrtića temelji se na Zakonu o predškolskom odgoju i naobrazbi (NN, br. 10/97., 107/07., 94/13. i 98/19).

Teritorijalni ustroj

Podaci po županijama prikazani su prema Zakonu o područjima županija, gradova i općina u Republici Hrvatskoj (NN, br. 86/06., 125/06., 16/07., 95/08., 46/10., 145/10., 37/13., 44/13., 45/13. i 110/15.) sa stanjem na dan 31. prosinca 2020.

Kratice

NN Narodne novine
ped. g. pedagoška godina

Znakovi

- nema pojave

Shorter programmes include various contents (foreign languages, religious education, sports, dancing, musical or art classes etc.), which children attend for several hours per week or month.

The organisation and activity in kindergartens is based on the Act on Preschool Education (NN, Nos 10/97, 107/07, 94/13 and 98/19).

Territorial constitution

Data on counties are presented according to the Act on the Territories of Counties, Towns and Municipalities in the Republic of Croatia (NN, Nos 86/06, 125/06, 16/07, 95/08, 46/10, 145/10, 37/13, 44/13, 45/13 and 110/15), with the situation as on 31 December 2020.

Abbreviations

ISCED 2011 International Standard Classification of Education, 2011 version
NN Narodne novine, official gazette of the Republic of Croatia

Symbols

- no occurrence

Objavljuje Državni zavod za statistiku Republike Hrvatske, Zagreb, Ilica 3, p. p. 80.
Published by the Croatian Bureau of Statistics, Zagreb, Ilica 3, P. O. B. 80
Telefon/ Phone: +385 (0) 1 4806-111, telefaks/ Fax: +385 (0) 1 4817-666
Novinarski upiti/ Press corner: press@dzs.hr

Odgovorne osobe:
Persons responsible:

Dubravka Rogić Hadžalić, načelnica Sektora demografskih i društvenih statistika
Dubravka Rogić Hadžalić, Director of Demographic and Social Statistics Directorate

Lidija Brković, glavna ravnateljica
Lidija Brković, Director General

Priredile: Marija Gojević i Kristina Piškorić
Prepared by: Marija Gojević and Kristina Piškorić

MOLIMO KORISNIKE DA PRI KORIŠTENJU PODATAKA NAVEDU IZVOR.
USERS ARE KINDLY REQUESTED TO STATE THE SOURCE.

Služba za odnose s korisnicima i zaštitu podataka
Customer Relations and Data Protection Department

Informacije i korisnički zahtjevi
Information and user requests

Pretplata publikacija
Subscription

Telefon/ Phone: +385 (0) 1 4806-138, 4806-154
Elektronička pošta/ E-mail: stat.info@dzs.hr
Telefaks/ Fax: +385 (0) 1 4806-148

Telefon/ Phone: +385 (0) 1 4806-115
Elektronička pošta/ E-mail: prodaja@dzs.hr
Telefaks/ Fax: +385 (0) 1 4806-148