

## First Release

Year: LXIII.

Zagreb, 16 June 2026

TUR-2026-4-1

ISSN 1334-0557



# TOURIST ACTIVITY OF POPULATION OF REPUBLIC OF CROATIA, 2025

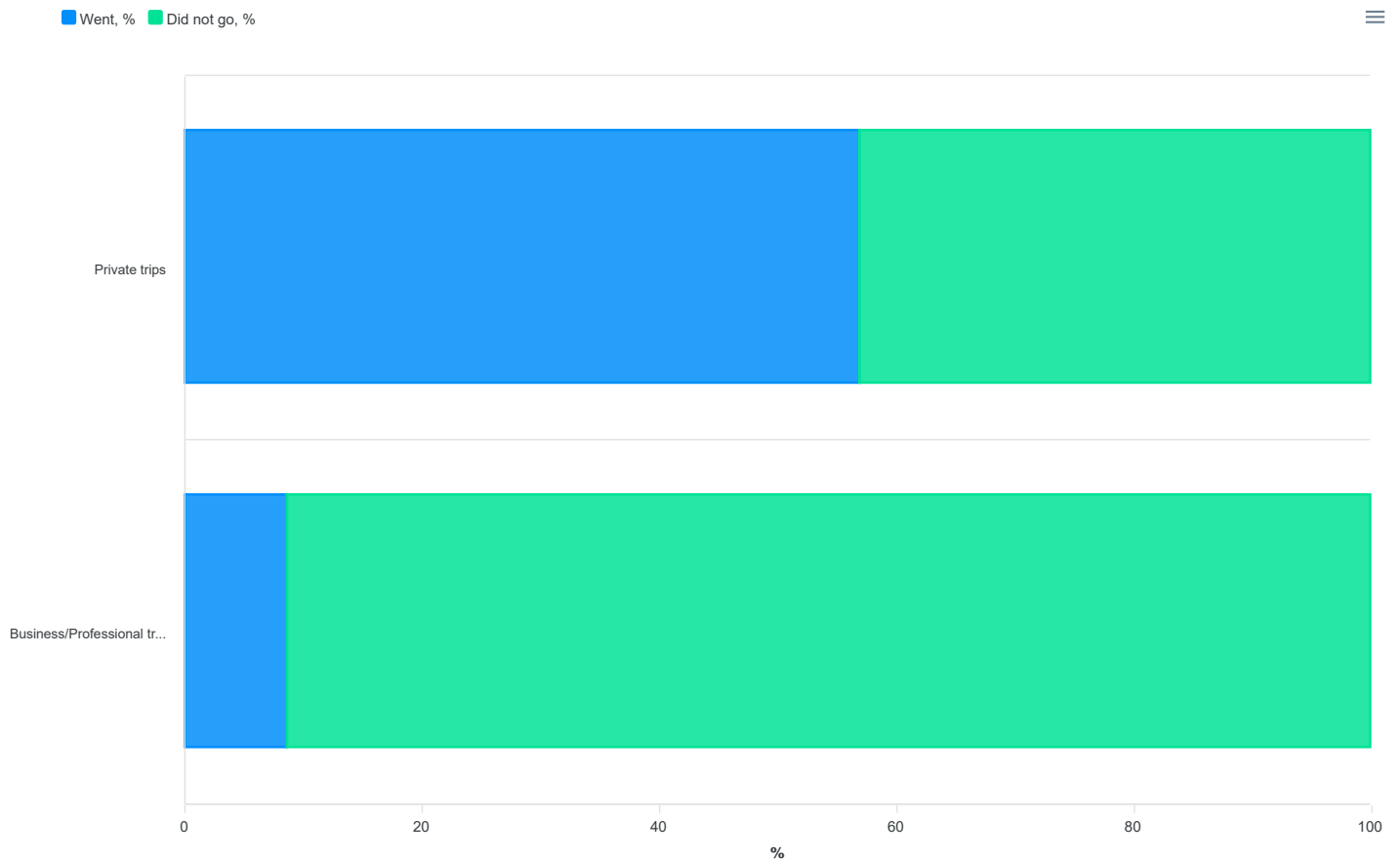
## A total of 56.9% of the Croatian population aged 15 and over went on private trips with overnight stays in 2025

In 2025, a total of **1.9 million** of Croatian citizens aged 15 and over, or 56.9% of the total population in that age group, went on at least one private trip with overnight stays. Compared to 2024, the number of citizens who went on private trips with overnight stays increased by **5.8%**.

## 1 NUMBER OF CITIZENS OF REPUBLIC OF CROATIA WHO WENT ON PRIVATE TRIPS WITH OVERNIGHT STAYS, BY TRIP DESTINATION AND DURATION OF STAY, 2025

	Total	Number of persons on private trips with overnight stays				
		By trip destination			By duration of stay	
		Only in Croatia	Only abroad	In Croatia and abroad	On one trip at least, with 1 – 3 nights	On one trip at least, with 4 and more nights
Total	1 893 324	987 303	290 416	615 605	1 027 779	1 513 513
Men	943 563	511 100	136 083	296 380	520 567	762 466
Women	949 761	476 203	154 333	319 225	507 212	751 047
Age						
15 – 34	620 980	302 161	92 896	225 923	370 898	499 272
35 – 54	722 022	351 953	100 738	269 331	390 899	591 067
55 and over	550 322	333 189	96 782	120 351	265 982	423 174

## G-1 SHARE OF POPULATION WHO WENT ON TRIPS WITH OVERNIGHT STAYS, 2025



### In 2025, there were 5.4 million realised private trips with overnight stays, which was a slight decrease compared to 2024

In 2025, Croatian population aged 15 and over took a total of 5.4 million private trips with overnight stays, of which 3.4 million (63.4%) were trips in Croatia and 2.0 million (36.6%) were trips abroad. Compared to 2024, there was a decrease of 0.6% in the total number of realised private trips with overnight stays.

Out of the total of 3.4 million private trips with overnight stays realised in Croatia, 1.8 million of them (52.6%) were shorter trips of up to three overnight stays, while 1.6 million of them (47.4%) were longer trips of four and more nights. Compared to 2024, the total number of private trips with overnight stays in Croatia decreased by 4.0%, with an increase of 0.2% in the number of longer trips and a decrease of 7.5% in shorter ones.

Concerning trips abroad, the most often chosen destinations were Bosnia and Herzegovina (18.8% of the total realised private trips with overnight stays abroad), then Italy (15.7%), Austria (11.4%), Slovenia (10.4%), Germany (6.3%), Spain (4.6%), Hungary (3.6%), Serbia (3.1%), Greece and France (2.7% each), and the Czech Republic (2.1%). Compared to 2024, the number of private trips with overnight stays realised abroad increased by 5.9%. Compared to the previous year, out of the aforementioned countries, the Croatian population realised more private trips to Austria, the Czech Republic, France, Greece, Italy, Slovenia, and Spain, while in the rest of the aforementioned countries they realised fewer trips.

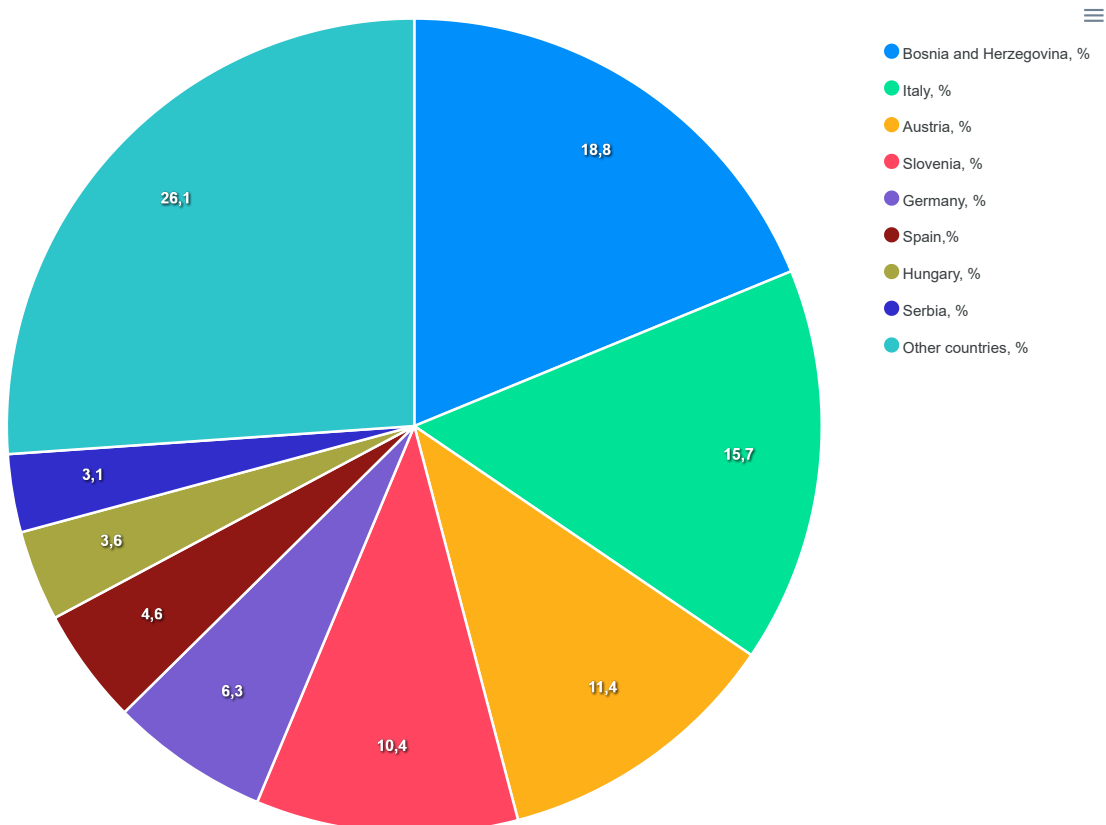
In 2025, out of the total realised private trips with overnights stays, 1.7 million trips lasted from four to seven nights, which was 31.8% of the total number of such trips (maximum of one week).

These were followed by 1.3 million trips lasting for two nights, which was 24.1% of the total number of realised trips.

## 2 PRIVATE AND BUSINESS/PROFESSIONAL TRIPS WITH OVERNIGHT STAYS, 2025

	Number of trips		Number of nights		Total expenditures		Average number of nights per trip	Average expenditures per trip, euro	Average expenditures per day, euro
	'000	Indices 2025/2024	'000	Indices 2025/2024	Mln euro	Indices 2025/2024			
Total	6 017	99,3	32 426	101,2	2 267	104,6	5,4	466	87
Private	5 429	99,4	29 863	99,3	2 374	104,7	5,5	437	80
In Croatia	3 441	96,0	20 294	100,4	1 135	92,0	5,9	330	58
1 – 3 nights	1 808	92,5	3 614	90,3	346	84,2	2,0	192	104
4 and more nights	1 633	100,2	16 680	102,9	788	95,9	10,2	483	47
Abroad	1 988	105,9	9 570	97,1	1 239	119,9	4,8	624	122
1 – 3 nights	998	99,1	2 130	102,7	352	111,5	2,1	352	167
4 and more nights	989	113,8	7 440	95,6	888	123,6	7,5	897	105
Business/Professional	589	98,4	(2 563)	129,4	432	104,0	(4,4)	734	171
In Croatia	299	85,0	(1 221)	139,5	150	86,9	(4,1)	502	145
Abroad	290	117,6	(1 341)	121,4	(282)	116,2	(4,6)	(972)	(179)

## G-2 PRIVATE TRIPS WITH OVERNIGHT STAYS ABROAD, 2025



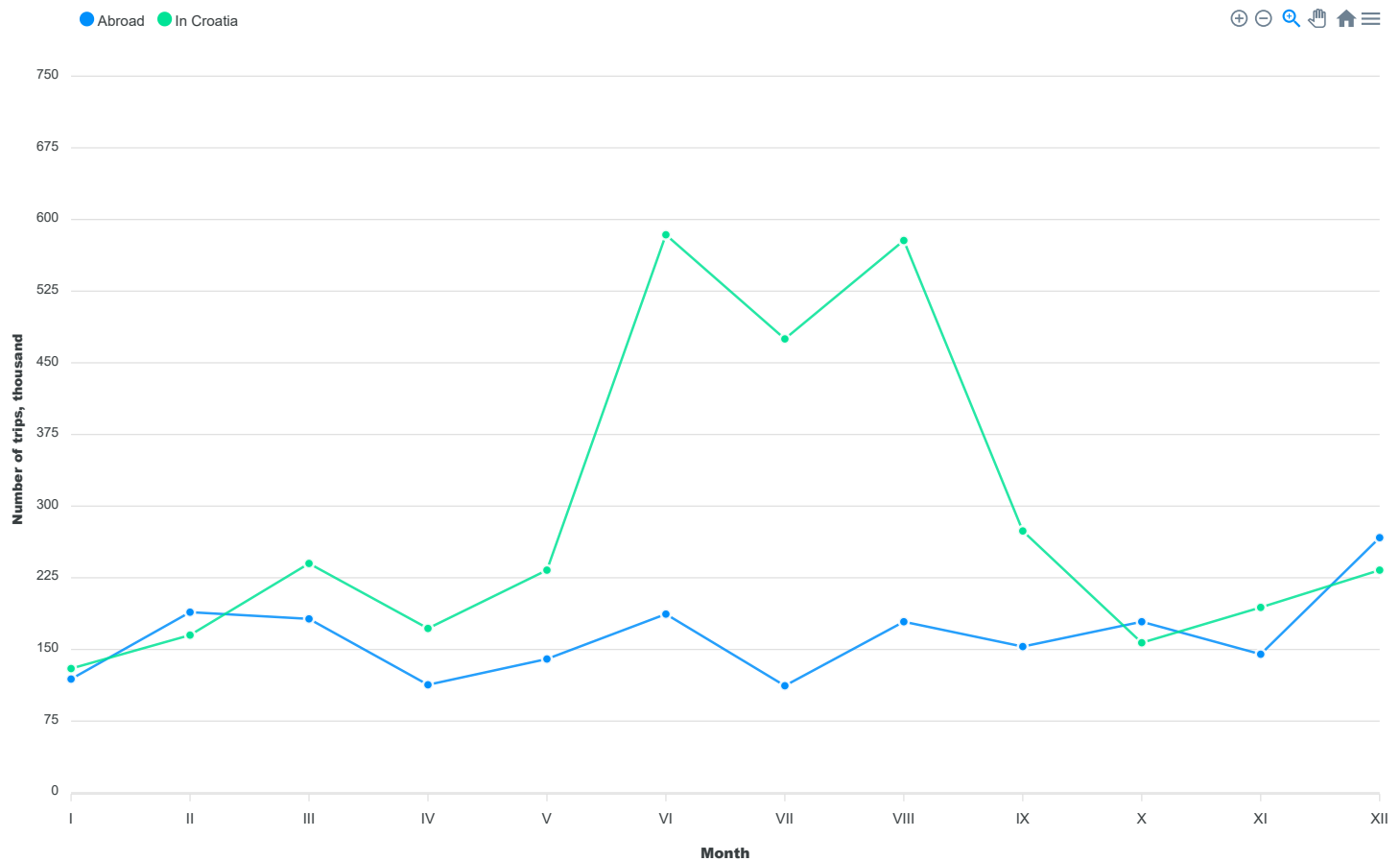
## The most trips were taken during summer months, those in Croatia in June, whereas destinations abroad were mostly chosen in December

The largest number of private trips with overnight stays were traditionally taken during summer months. In June, July and August of 2025, a total of 2.1 million private trips with overnight stays were realised, which accounted for 39.0% of the total realised private trips with overnight stays that year.

The largest number of private trips with overnight stays in Croatia were taken in June (584 thousand trips, which accounted for 17.0% of the total private trips with overnight stays in Croatia), then in August (578 thousand trips, or 16.8%) and in July (475 thousand trips, or 13.8%).

The largest number of private trips with overnight stays abroad were taken in December (267 thousand trips, which accounted for 13.4% of the total private trips with overnight stays abroad), then in February (189 thousand trips, or 9.5%) and in June (187 thousand trips, or 9.4%).

**G-3 PRIVATE TRIPS WITH OVERNIGHT STAYS, BY MONTH OF DEPARTURE FOR A TRIP, 2025**



## Seaside vacation and visiting relatives and friends – the most common motives for taking private trips

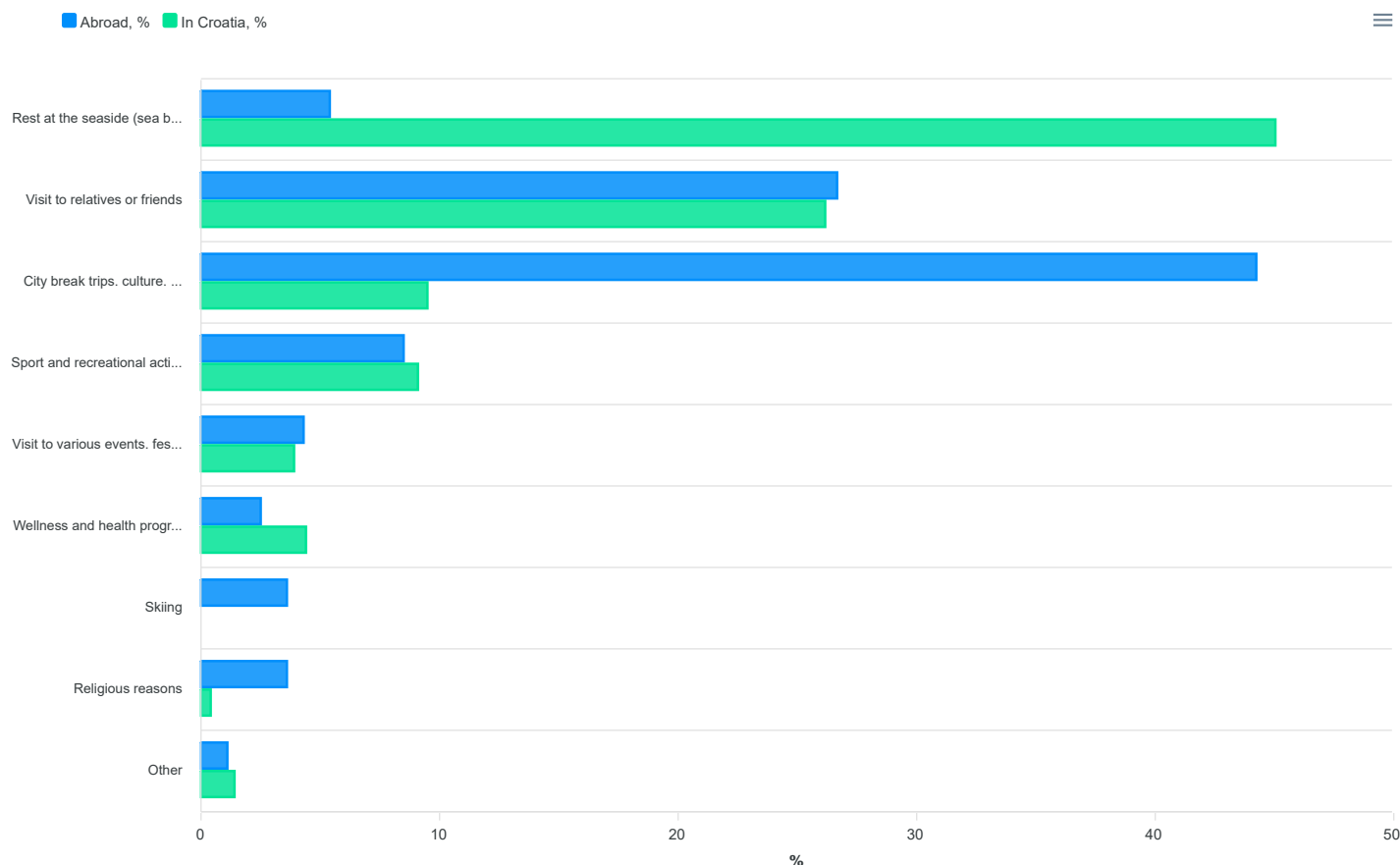
Seaside vacation and visiting relatives and friends were the most frequent motives for taking private trips with overnight stays in 2025. Seaside vacation was the reason for 1.7 million trips (30.6%), whereas for 1.4 million trips it was visiting relatives and friends (26.4%).

Seaside vacation was the most frequent motive for taking private trips with overnight stays in Croatia, with a total of 1.6 million trips (45.1% of all trips of that kind). It was followed by visiting

relatives and friends, which was the common reason for 901 thousand trips (26.2%).

Taking a city break trip was the most common motive for going on private trips with overnight stays abroad, with 881 thousand trips (44.3%). Visiting relatives and friends held second place, with 530 thousand trips (26.7%).

#### G-4 PRIVATE TRIPS WITH OVERNIGHTS STAYS, BY MAIN REASON AND MAIN DESTINATION, 2025



#### The most tourist nights were realised in non-commercial accommodation establishments, 53.8% of total realised nights

In 2025, the Croatian population aged 15 and over spent a total of 29.9 million nights on private trips with overnight stays, of which 20.3 million nights (68.0%) were realised in Croatia and 9.6 million nights (32.0%) abroad. An average of six nights were spent on private trips with overnight stays in Croatia and an average of five nights were spent abroad. Compared to 2024, tourist nights spent on private trips with overnight stays in Croatia increased by 0.4%, whereas those spent abroad decreased by 2.9%.

By type of accommodation, the largest number of nights were spent in non-commercial accommodation establishments, with a total of 16.1 million nights (53.8% of the total nights realised on private trips with overnight stays), whereas 13.8 million tourist nights (46.2%) were spent in commercial accommodation establishments. Compared to 2024, nights spent in non-commercial accommodation establishments decreased by 4.2%, whereas those spent in commercial accommodation establishments increased by 3.8%.

In Croatia, the most tourist nights were realised in non-commercial accommodation establishments, a total of 12.3 million (60.6% of the total realised nights on private trips with

overnight stays in Croatia), followed by nights realised in commercial accommodation establishments, with 8.0 million nights (39.4%). Concerning commercial accommodation, the largest number of nights were spent in apartments, rooms and summer houses (3.6 million nights, or 45.0% of the total realised nights in commercial accommodation in Croatia), followed by nights spent in the group Hotels and similar accommodation (3.0 million nights, or 37.9%).

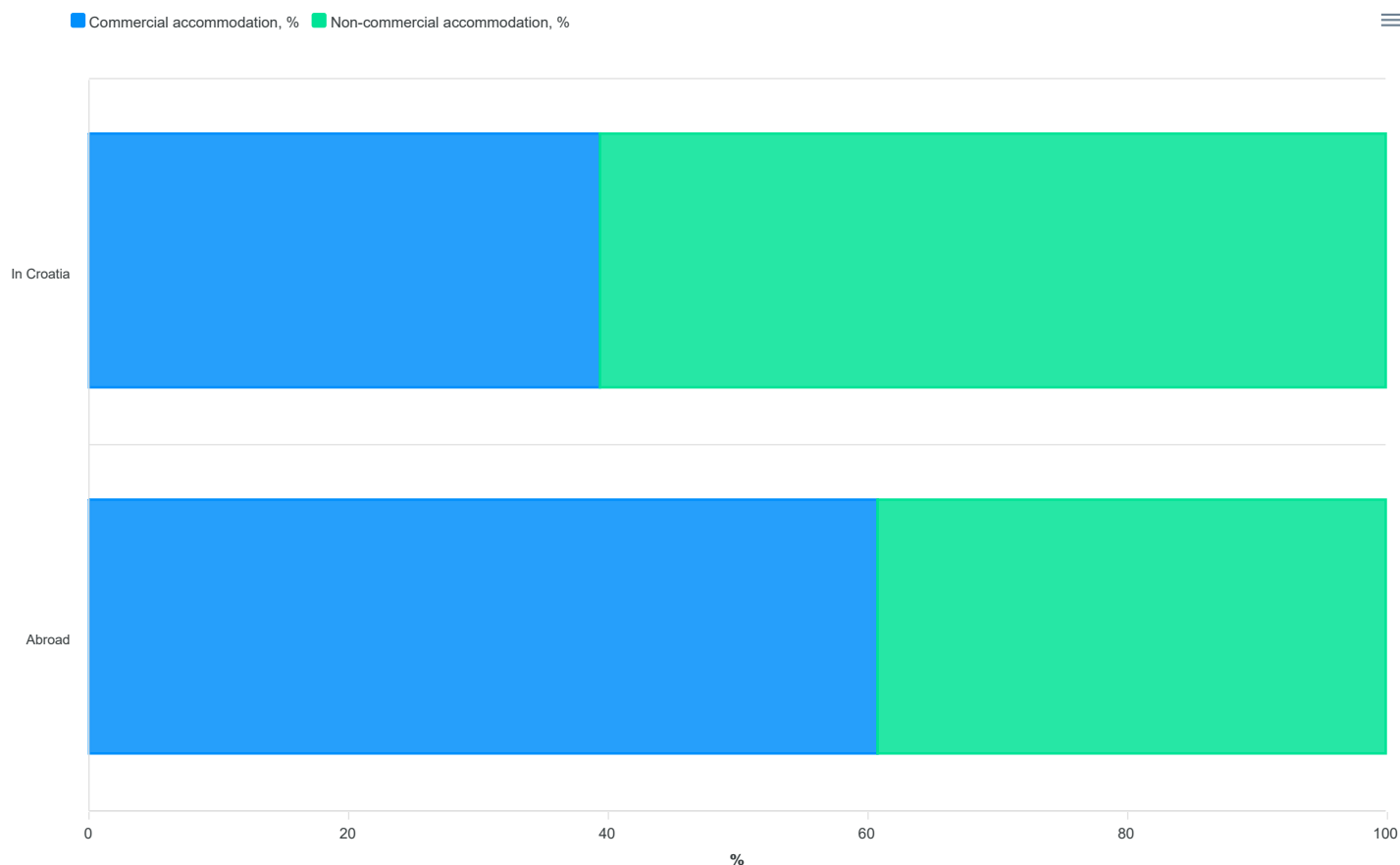
The structure of nights spent abroad differs from the structure of nights spent in Croatia. The most nights abroad were realised in commercial accommodation establishments, a total of 5.8 million of them (60.8% of the total nights realised on private trips with overnight stays abroad), while in non-commercial accommodation establishments there were 3.8 million nights realised (39.2%). As for commercial accommodation abroad, the most nights were realised in the group Hotels and similar accommodation (3.5 million nights, or 60.9% of the total nights in commercial accommodation establishments abroad), followed by nights realised in rooms, apartments, studio-type suits and summer houses (1.9 million nights, or 32.3%).

### **Average expenditures on trips abroad increased**

Total expenditures on private trips with overnight stays in 2025 amounted to 2 374.0 million euro, of which 1 134.6 million euro (47.8%) were spent on trips in Croatia and 1 239.4 million euro (52.2%) on trips abroad.

Average expenditures per private trip with overnight stays in Croatia amounted to 330 euro and per private trip abroad to 624 euro. Compared to 2024, average expenditures on private trips with overnight stays in Croatia decreased by 4.1%, whereas they increased by 13.2% on trips abroad

## G-5 NIGHTS ON PRIVATE TRIPS WITH OVERNIGHT STAYS, BY TYPE OF ACCOMMODATION AND MAIN DESTINATION, 2025

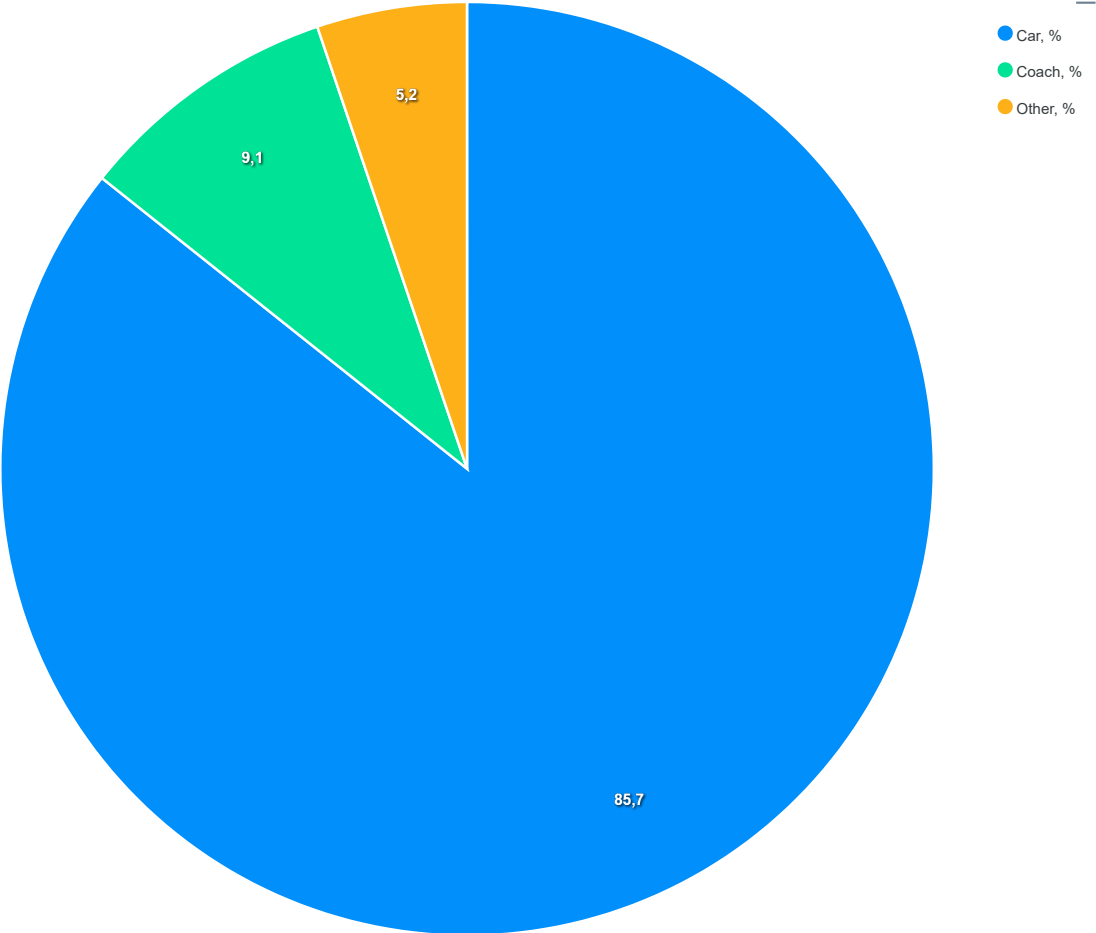


### A private passenger car – the most common transportation mean on private trips with overnight stays

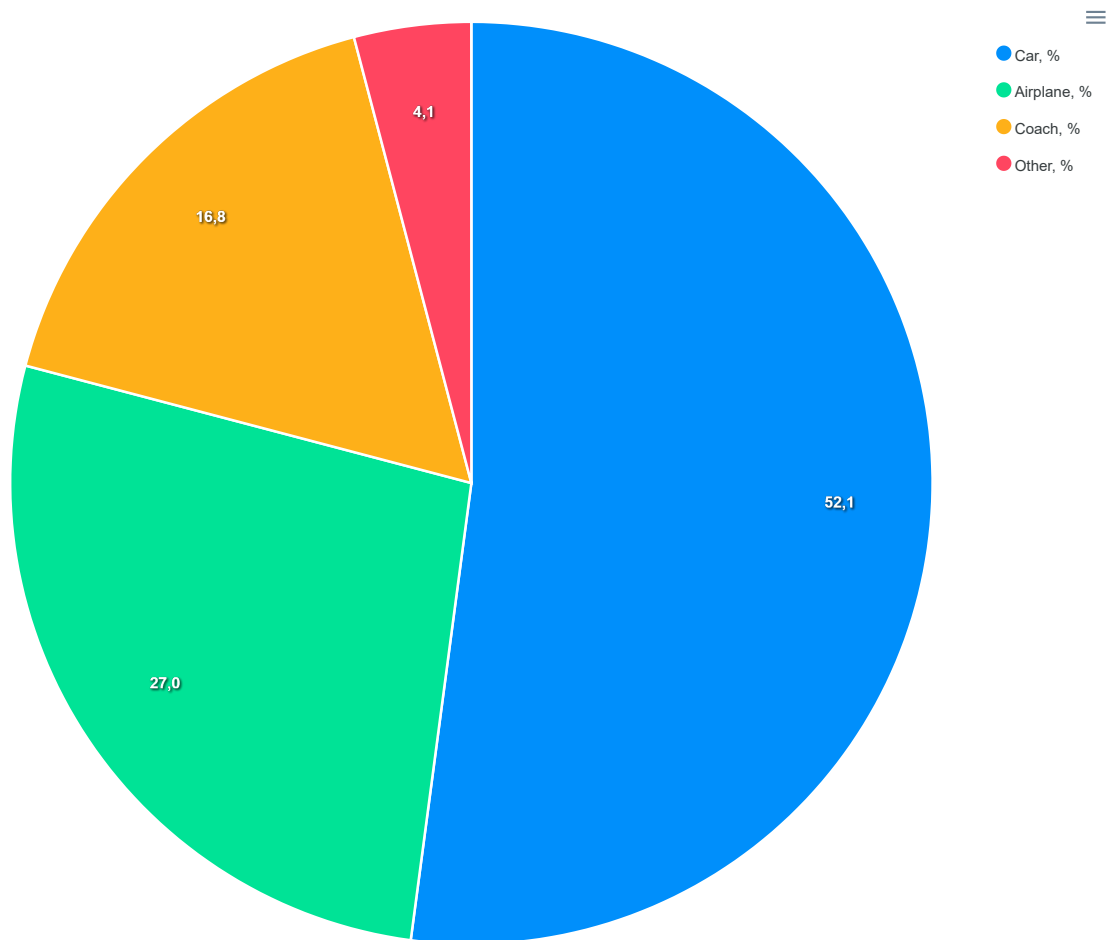
In 2025, the most often chosen transportation mean on private trips with overnight stays, both in Croatia and abroad, was a private passenger car. A total of 4.0 million trips were realised using a private passenger car, which was 73.4% of all private trips with overnight stays. These were followed by trips by coach, with 645 thousand trips (11.9%), and trips by airplane, with 565 thousand trips (10.4%).

In 2025, the most often chosen transportation mean on private trips with overnight stays in Croatia was a private passenger car. There were 3.0 million of such trips realised, which was 85.8% of the total number of private trips with overnight stays in Croatia. These were followed by trips by coach, with 313 thousand trips (9.1%). As for private trips with overnight stays abroad, the most often chosen transportation mean was also a private passenger car (1.0 million trips, or 52.1%), followed by trips by airplane (537 thousand trips, or 27.0%), and by coach (333 thousand trips, or 16.8%).

G-6 PRIVATE TRIPS WITH OVERNIGHT STAYS IN CROATIA, BY MAIN TRANSPORTATION MEAN, 2025



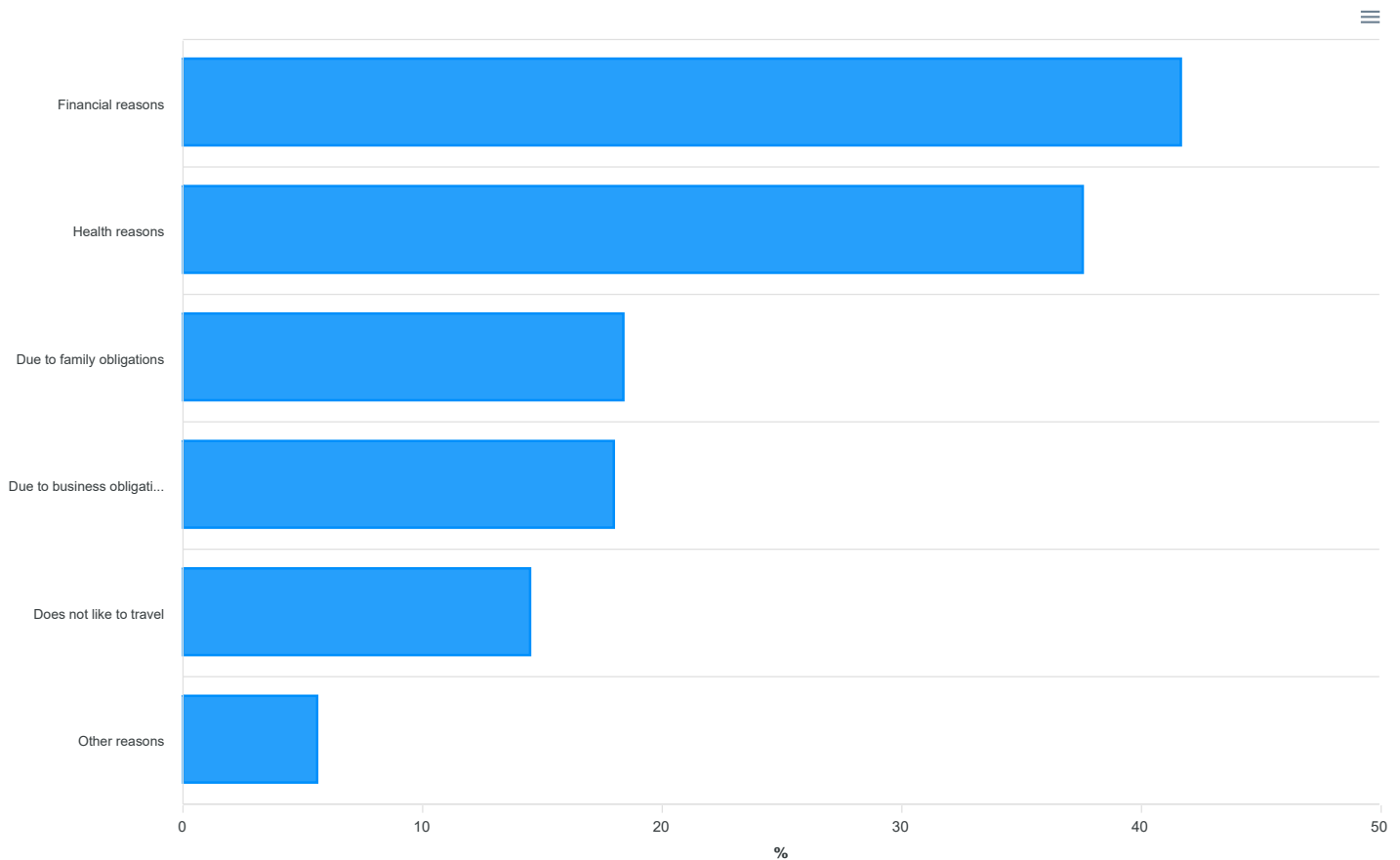
## G-7 PRIVATE TRIPS WITH OVERNIGHT STAYS ABROAD, BY MAIN TRANSPORTATION MEAN, 2025



### **In 2025, a total of 43.1% of the Croatian population did not travel, most often due to financial reasons**

In 2025, a total of 1.4 million persons in Croatia aged 15 and over did not go on private trips with overnight stays, which accounted for 43.1% of the total population in that age group. The most common reasons for not taking private trips with overnight stays were the lack of financial resources (accounting for 41.7% of the total number of persons who did not take private trips with overnight stays) and health reasons (37.6%).

## G-8 MAIN REASONS FOR NOT GOING ON PRIVATE TRIPS WITH OVERNIGHT STAYS, 2025 <sup>1)</sup>



1) Multiple answers possible.

### **The number of business/professional trips with overnight stays abroad increased, while their number in Croatia decreased**

There were 287 thousand persons, or 8.6% of the Croatian population aged 15 and over, who took at least one business/professional trip with overnight stays in 2025. They realised a total of 589 thousand business/professional trips with overnight stays, of which 299 thousand (50.8%) in Croatia and 290 thousand (49.2%) abroad. Compared to 2024, there were 15.0% fewer business/professional trips with overnight stays in Croatia, whereas there were 17.6% more trips abroad.

### **There were 5.8 million of same-day visits realised in 2025**

In 2025, the Croatian population aged 15 and over made a total of 5.8 million same-day visits, which was a decrease of 24.4% in the number of trips compared to the previous year. Out of a total number of same-day visits, private ones accounted for as much as 91.1%.

Out of the total of 5.3 million private same-day visits, 4.3 million (82.3%) were realised in Croatia, whereas 938 thousand (17.7%) were realised abroad. Total expenditures on private same-day visits amounted to 326 million euro, of which 240 million euro were spent on same-day visits in Croatia and 86 million euro on same-day visits abroad. Average travel expenditures per private same-day visit amounted to 55 euro in Croatia and 92 euro abroad.

Considering business/professional same-day visits, there was a total of 515 thousand of such visits realised in 2025. Out of that, 379 thousand (73.7%) were realised in Croatia and 135 thousand (26.3%) were realised abroad. Total expenditures on business/professional same-day visits amounted to 55 million euro. Average expenditures per business/professional same-day visit amounted to 107 euro.

### 3 PRIVATE AND BUSINESS/PROFESSIONAL SAME-DAY VISITS, 2025

	Number of visits		Total expenditures		Average expenditures per visit, euro
	'000	Indices 2025 2024	Mln euro	Indices 2025 2024	
Total	5 801	75,6	381	77,2	66
Private	5 287	73,3	325	73,1	62
In Croatia	4 349	72,1	240	72,1	55
Abroad	938	79,4	86	76,0	92
Business/Professional	514	111,8	55	115,0	107
In Croatia	379	98,5	(36)	93,3	(95)
Abroad	135	179,6	(19)	206,0	(141)

### 4 COEFFICIENT OF VARIATION AND RELIABILITY INTERVAL, 2025

	Estimated value	Coefficient of variation, %	95% reliability interval	
			Lower limit	Upper limit
<b>Number of persons on trips with overnight stays</b>				
Number of persons on private trips	1 893 324	1,8	1 827 275	1 959 372
Only in Croatia	987 303	2,7	935 723	1 038 882
Only abroad	290 416	3,7	269 160	311 673
In Croatia and abroad	615 605	2,9	580 915	650 295
With 1 – 3 nights	1 027 779	2,6	975 629	1 079 929
With 4 and more nights	1 513 513	1,9	1 456 319	1 570 706
Number of persons on business/professional trips	286 732	3,0	269 575	303 889
<b>Number of trips with overnight stays</b>				
Private trips	5 428 563	1,6	5 261 246	5 595 881
In Croatia	3 440 936	2,1	3 295 868	3 586 004
Abroad	1 987 627	2,1	1 905 568	2 069 687
Business/Professional trips	588 920	4,9	531 901	645 938
In Croatia	298 947	4,2	274 249	323 644
Abroad	289 973	8,4	241 910	338 035
<b>Number of nights on trips with overnight stays</b>				
Nights on private trips	29 863 409	3,1	28 023 392	31 703 427
In Croatia	20 293 817	4,3	18 581 241	22 006 394
Abroad	9 569 592	3,5	8 915 094	10 224 090
Nights on business/professional trips	2 562 620	14,7	1 820 550	3 304 691
In Croatia	1 221 245	28,4	536 759	1 905 732
Abroad	1 341 375	11,1	1 048 506	1 634 244
<b>Expenditures on trips with overnight stays, euro</b>				
Expenditures on private trips	2 374 062 408	3,2	2 224 786 943	2 523 337 872
In Croatia	1 134 659 978	4,0	1 046 615 976	1 222 703 980
Abroad	1 239 402 430	4,8	1 123 674 635	1 355 130 224
Expenditures on business/professional trips	432 065 676	9,8	349 167 798	514 963 554
In Croatia	150 151 097	7,9	126 656 903	173 645 291
Abroad	281 914 579	14,2	202 871 978	360 957 180
<b>Number of same-day visits</b>				
Private trips	5 286 942	2,1	5 067 258	5 506 627
In Croatia	4 349 429	2,5	4 139 838	4 559 021
Abroad	937 513	3,5	873 494	1 001 532
Business/Professional trips	514 495	7,2	441 173	587 818
In Croatia	379 287	8,1	318 861	439 714
Abroad	135 208	6,1	118 635	151 781
<b>Expenditures on same-day visits, euro</b>				
Expenditures on private trips	325 486 919	2,7	307 962 575	343 011 262
In Croatia	239 515 716	3,2	224 391 790	254 639 642
Abroad	85 971 203	5,0	77 592 454	94 349 952
Expenditures on business/professional trips	55 232 444	9,8	44 561 986	65 902 902
In Croatia	36 193 519	11,7	27 831 032	44 556 005
Abroad	19 038 925	11,6	14 577 069	23 500 782

# NOTES ON METHODOLOGY

## The purpose of the statistical survey

The purpose of the statistical survey Tourist Activity of the Population of the Republic of Croatia is to gather data on national tourism, that is, the data on the number and characteristics of travels of the Croatian population outside their usual environment. The goal is to assess to what extent does the Croatian population travel, their reasons for going on a trip, where and when they travel, how long do the trips last and what the trip expenditures amount to. For the surveyed persons who did not go on a private trip with overnight stays, the data on the reasons for not going on a trip were gathered.

The main survey results and the methods according to which the survey was carried out are presented here. In individual tables the total sum does not equal the sum of individual figures due to the rounding of the figures. Indices had been calculated as whole numbers before they were expressed in thousands or millions.

## Legal and methodological basis

The survey is carried out according to the Official Statistics Act (NN, Nos 25/20, 155/23 and 124/25 – corr.), Annual Implementation Plan of Statistical Activities of the Republic of Croatia for 2025 (NN, No. 29/25) and the Regulation (EU) No 692/2011 of the European Parliament and of the Council of 6 July 2011 concerning European statistics on tourism.

## Confidentiality

According to the Official Statistics Act (NN, Nos 25/20, 155/23 and 124/25 – corr.) and the Regulation (EC) No 223/2009 of the European Parliament and of the Council of 11 March 2009 on European statistics, the confidentiality of the collected data is guaranteed. The collected data are used solely for statistical purposes. Data are processed by the Croatian Bureau of Statistics, and the results are published at the aggregate level on the website of the Croatian Bureau of Statistics at <https://podaci.dzs.hr/en/>.

## Observation units

The observation units for the number of persons who went on a trip are Croatian citizens aged 15 and over. The observation unit for data on the number of trips with overnight stays and same-day visits and their characteristics is a trip of a Croatian citizen aged 15 and over.

## Coverage and comparability

This survey covers only trips with regard to the main reason for going on a trip (private and business/professional) and the main destination of a trip (in Croatia and abroad) that ended in the reporting period. The month of departure for a trip with overnight stays may be outside the reporting period (for example, December 2024 for a trip that ended in January 2025).

Data for 2023, 2024 and 2025 have been estimated on the basis of the Census of Population, Households and Dwellings in the Republic of Croatia in 2021 (Census 2021), while previously released data were estimated on the basis of the Census 2011 data. This caused a break in time series of data and, consequently, data for 2023, 2024 and 2025 are not comparable to data for previous years.

## Sources and methods of data collection

The basis for the sampling frame is a directory of fixed and mobile telephone lines in the Republic of Croatia combined with the Census of Population, Households and Dwellings in the Republic of Croatia in 2021 (Census 2021). A random sample stratified according to the county and type of telephone line (fixed or mobile) was used in the survey. The target population for a survey are citizens of the Republic of Croatia aged 15 and over who live in private households, excluding the population living in institutional households (homes for the elderly, prisons and the like), citizens of the Republic of Croatia living abroad and foreign citizens living in Croatia. In case of a fixed telephone line, a surveyed person was selected from a randomly chosen household according to the birthday key method.

The data on tourist activity of the Croatian population in 2025 were gathered through telephone interviews with computer support (CATI method) on a representative sample of a total of 22 000 Croatian citizens aged 15 and over.

The data were gathered by carrying out four waves of CATI research. A quarter is taken as the reference period. A trip has to end within the reference period and may start up to 365 days prior to its end.

The first round of gathering data was carried out in April 2025 and included the tourist activity of the population of the Republic of Croatia in the period from January to March 2025. The second round was carried out in July 2025 and included the tourist activity of the population of the Republic of Croatia in the period from April to June 2025. The third round was carried out in October 2024 and included the tourist activity of the population of the Republic of Croatia in the period from July to September 2025. The fourth round was carried out in January 2026 and included the tourist activity of the population of the Republic of Croatia in the period from October to December 2025 and in the whole of 2025.

The characteristics of trips are monitored on the level of four overnight stays and four same-day visits as the upper limit. The following data are gathered for each individual trip: type of trip (private, business/professional), the main reason for going on the trip, the month in which the person went on the trip, the duration of the trip with overnight stays (the number of nights), the

destination country for trips abroad, the organisation of the trip (self-organised, through an agency), the main transportation vehicle, the type of accommodation on trips with overnight stays, the number of persons for which expenditures are presented, the trip expenditures and the structure of expenditures on trips with overnight stays.

Except for the previously mentioned characteristics of trips, data are also gathered on the socio-demographic profile of the population (sex, age, level of education, number of persons in the household, employment status, county).

Due to the fact that the data on tourist activity of the population of the Republic of Croatia refer to each individual quarterly period, merging the results of four quarterly periods does not allow for the assessment of the number/share of persons who went and who did not go on a trip in the observed year. The assessment of the number of persons who went on a trip was calculated on the basis of 7 000 surveyed persons who were surveyed in the last (fourth) survey wave in which the trips throughout the whole 2025 were included.

In the analysis of the accuracy of estimates, the sum estimate, the coefficient of variation expressed in percentage and the 95.0% reliability interval used in the sum estimate are presented. The categories with the coefficient of variation value ranging between 10.0% and 29.9% are put in brackets, which means that the estimation is less accurate.

### **Response rate**

The response rate was 58.47% of all eligible units.

The highest non-response rate was recorded for questions regarding trip expenditures. This non-response problem was mitigated by applying the sequential hot-deck imputation method.

Imputation rates include transportation expenditures (14.63%), accommodation expenditures (15.74%), expenditures on food and drinks in hotel and restaurant establishments (15.60%), and other expenditures (8.66%).

### **Definitions**

**Tourism** means the activity of visitors taking a trip to a main destination outside their usual environment for less than a year, for leisure, business or other personal purpose other than to be employed by a resident entity in the place visited.

**Usual environment** of a person is the immediate vicinity of the person's home and place of work or schooling, or other places that the person regularly visits. Each person has only one usual environment. The following criteria define a usual environment: crossing of the administrative borders of the distance from the place of usual residence; duration of a trip; the frequency of going on a trip; the purpose of a trip.

**Place of usual residence** is considered a place where a person came with an intention of permanent residence.

**National tourism** of a country encompasses national tourism, which includes activities of citizens of a particular country who travel and accommodate in places within that country but outside their usual environment, and outbound tourism, which includes the activities of citizens of a particular country who travel and accommodate in places outside the borders of that country and outside their usual environment.

**Visitor** is every person who travels to a place different from his/her usual environment for a period shorter than 12 months without interruption and whose main purpose of travelling differs from performing a particular activity financed by a resident entity in the place visited, providing that he/she spends at least one night in an accommodation establishment. Visitors include tourists and same-day visitors.

**Tourist** is every person who, outside his/her place of permanent residence, spends at least one night in a commercial or non-commercial accommodation establishment for reasons of rest, recreation, visit to family and friends, preservation and improvement of health, business, religious and other reasons. Tourists exclude migrants, borderline workers, diplomats, military force members on their regular duties, displaced persons and nomads.

**Same-day visitor** is every person who travels to a place outside his/her usual environment, who does not spend a night in a hotel or some other tourist accommodation establishment and whose main purpose of travelling differs from performing a particular activity financed by a resident entity in the place visited.

**Duration of a tourist trip** is the time spent on the trip, which can last a maximum of 365 days continuously. According to the duration criterion, there are same-day visits and trips with overnight stays.

**Same-day visits** are trips outside the usual environment, on which a person spends at least three and less than 24 hours at a destination (a night is not realised).

**Trips with overnight stays** are trips outside the usual environment with at least one but less than 365 overnight stays realised.

As regards purpose, trips can be private and business/professional.

**Private trip** is a trip aiming at rest, recreation, shopping, health, pilgrimage, religious event, visit to relatives and friends, etc. Private trips do not include weekly migrations or departure for work or schooling, seasonal work, staying in hospitals or spas financed by social insurance contributions, staying in refugee camps and asylum.

**Business/professional trip** is a trip aiming at business or professional reasons excluding daily local trips or business-motivated trips in usual environment. Business/professional trips include trips to congresses, conferences, business meetings, fairs, exhibitions, language learning and other educational trips, cultural, sports and similar trips. Trips financed by a resident entity in the place visited are excluded.

**Duration of a trip** with overnight stays is measured by the number of nights spent at a destination. There are shorter and longer trips.

**Shorter trips** are trips on which tourists realise 1 – 3 tourist nights.

**Longer trips** are trips on which tourists realise 4 or more tourist nights.

**Expenditures on a tourism trip** include all travelling expenses that occurred before the beginning of the trip and during the trip. Total expenditures comprise all expenditures for transportation, accommodation, food and drinks in hotel and restaurant establishments, as well as expenditures for other services and products. These expenditures are made by a visitor or by another person on behalf of that visitor during the trip.

## Abbreviations

EC	European Community
EU	European Union
mln	million
NN	Narodne novine, official gazette of the Republic of Croatia
'000	thousand

## Symbols

( )	less accurate data
-----	--------------------

**Published by the Croatian Bureau of Statistics, Zagreb, Ilica 3, P. O. B. 80**

Phone: (+385 1) 48 06 111

Press corner: [press@dzs.hr](mailto:press@dzs.hr)

Persons responsible:

Edita Omerzo, Director of Spatial Statistics Directorate

Lidija Brković, Director General

Prepared by:

Ivana Brozović and Suzana Nujić

**USERS ARE KINDLY REQUESTED TO STATE THE SOURCE.**

Customer Relations and Data Protection Department

Information and user requests

Phone: (+385 1) 48 06 138, 48 06 154, 48 06 115

E-mail: [stat.info@dzs.hr](mailto:stat.info@dzs.hr)

Subscription

Phone: (+385 1) 21 00 455

E-mail: [prodaja@dzs.hr](mailto:prodaja@dzs.hr)