

## First Release

Year: LX.

Zagreb, 20 July 2023

KUL-2023-3-1

ISSN 1334-0557



# RADIO AND TELEVISION BROADCASTING, 2022

## 1 RADIO BROADCASTING

In 2022, there were 129 radio stations in operation that delivered statistical reports. There were five stations that broadcasted throughout the whole territory of the Republic of Croatia. Other stations were either regional or local ones.

The total broadcast of own programme was 1 163 967 hours. Considering the number of stations, the biggest number of hours was emitted from state-owned stations.

The average share of news and current affairs programme in own programme of all radio stations was 14%, out of which the programme in the state-owned radio stations reached 20%, while regional and in local ones reached 13% each. The most frequent genre in all radio stations was music programme, which made 65% of the total programme. It was the least frequent genre emitted in state-owned radio stations with 58% of total programme, while in regional and local radio stations reached 70% of the programme.

The share of promotion programme in all radio stations was 4%.

The production of programme is mostly station's own, with the share of 96% of own production in the entire production.

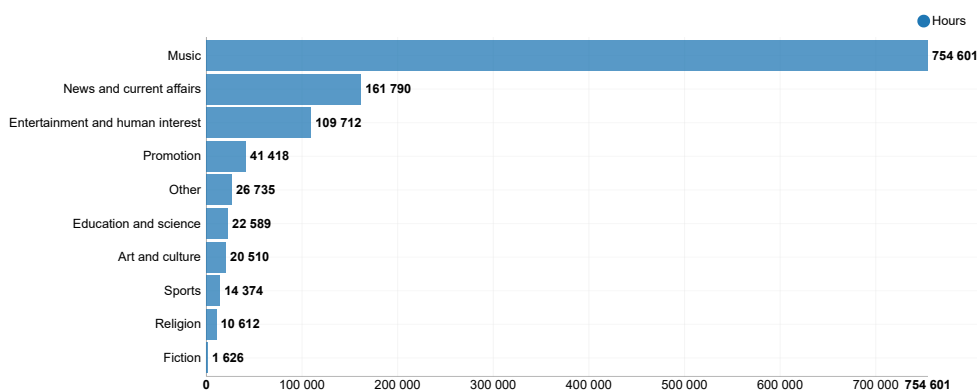
The share of women in the total number of persons in employment was 50%.

### 1.1 RADIO STATIONS, BY BROADCASTING AREA AND OWN RADIO PROGRAMME, BY TYPE OF PROGRAMME, 2022

	Radio stations	Radio programmes <sup>1)</sup> , hours										
		Total	News and current affairs	Fiction	Education and science	Art and culture	Entertainment and human interest	Music	Religion	Sport	Promotion	Others
<b>Total</b>	129	1 163 967	161 790	1 626	22 589	20 510	109 712	754 601	10 612	14 374	41 418	26 735
State	5	135 168	27 436	871	3 302	3 925	13 199	78 358	2 476	2 650	2 240	711
Regional	14	122 640	15 856	21	1 440	1 124	10 097	86 229	370	1 731	5 580	192
Local (narrow area)	110	906 159	118 498	734	17 847	15 461	86 416	590 014	7 766	9 993	33 598	25 832

1) Presenting programmes of in-house broadcasted radio programme, including programmes of own production and co-production with other radio stations.

### G-1.1 OWN RADIO PROGRAMME, BY TYPE OF PROGRAMME EXPRESSED IN HOURS, 2022



## 1.2 RADIO STATIONS AND PERSONS IN EMPLOYMENT, RADIO PROGRAMME PRODUCTION EXPRESSED IN HOURS, BY COUNTIES, 2022

County of	Radio stations	Persons in employment <sup>1)</sup>						Programme production, hours			
		Total		Out of which				Total	Own production	Co-production with other radio stations	Production of other radio stations
				Directly engaged in production of radio programmes		Full-time					
		All	Women	All	Women	All	Women				
Republic of Croatia	129	1 252	620	1 091	503	1 252	620	1 069 878	1 024 277	9 014	36 587
Zagreb	8	50	28	45	24	50	28	70 080	69 577	-	503
Krapina-Zagorje	5	28	12	23	9	28	12	43 800	43 374	246	180
Sisak-Moslavina	6	36	22	30	18	36	22	52 560	52 182	18	360
Karlovac	5	28	14	26	13	28	14	43 800	43 473	-	327
Varaždin	5	29	15	25	12	29	15	43 800	43 382	-	418
Koprivnica-Križevci	3	23	12	18	10	23	12	26 280	26 016	-	264
Bjelovar-Bilogora	6	38	24	34	21	38	24	47 544	39 079	5 314	3 151
Primorje-Gorski kotar	8	41	18	34	13	41	18	62 723	60 926	5	1 792
Lika-Senj	3	18	12	14	9	18	12	19 956	19 114	-	842
Virovitica-Podravina	4	31	22	24	16	31	22	31 969	30 553	657	759
Požega-Slavonia	2	9	5	6	3	9	5	17 520	17 468	-	52
Slavonski Brod-Posavina	5	28	20	23	15	28	20	44 000	38 428	9	5 563
Zadar	6	61	25	51	18	61	25	52 559	45 215	-	7 344
Osijek-Baranja	7	46	19	41	15	46	19	51 230	50 013	40	1 177
Šibenik-Knin	3	21	12	17	9	21	12	26 280	25 020	-	1 260
Vukovar-Sirmium	6	59	33	44	23	59	33	52 560	52 203	52	305
Split-Dalmatia	11	66	37	48	26	66	37	86 094	84 916	540	638
Istria	6	32	13	28	10	32	13	52 512	51 453	568	491
Dubrovnik-Neretva	9	39	24	37	22	39	24	65 643	60 535	243	4 865
Međimurje	4	19	6	17	5	19	6	35 040	34 049	977	14
City of Zagreb	17	550	247	506	212	550	247	143 928	137 301	345	6 282

1) See Notes on Methodology.

## 2 TELEVISION BROADCASTING

In 2022, data on 24 TV broadcasters were presented.

The total number of in-house broadcasted hours of programme (without satellite transmissions) was 201 736.

The share of information and documentary programmes of all TV broadcasters was 20%, out of which TV broadcasters that cover the whole territory of the Republic of Croatia (hereinafter referred to as state-owned TV broadcasters) participated with 15%, regional TV broadcasters with 25% and local ones with 20%. The total share of the fiction programme in all TV broadcasters was 16%, the most of which were broadcasted by TV broadcasters that cover the whole territory of the Republic of Croatia, with the share of 32%. The share of promotion programme at the level of all TV broadcasters reached 13%, with the largest share in regional TV broadcasters, i.e. 23%.

In order to achieve more quality presentation of persons in employment and persons engaged by radio station and TV broadcasters, data on the number of engaged persons who worked in the course of 2022 on the basis of contractual agreements, author's contracts or performance agreements are presented separately. The number of concluded agreements or contracts for a particular job in 2022 amounted to 15 582 in radio stations and TV broadcasters. Out of the total number of agreements or contracts, 98% were concluded with radio stations and TV broadcasters that cover the whole country, while the share of engaged women was 46%.

The share of women in the total number of persons in employment was 46%.

In order to improve the statistics on radio and television broadcasting, the methodological breakdown of programmes has been taken over from relevant European associations, which brought the quality of data closer to that of other European Union Member States.

## 2.1 TV BROADCASTERS, BY BROADCASTING AREA AND IN-HOUSE BROADCASTED TV PROGRAMME, BY TYPE OF PROGRAMME EXPRESSED IN HOURS, 2022

	TV broadcasters	Total hours	Type of programme, hours									
			Information	Fiction	Education and science	Special	Entertainment	Music	Children's and youth	Sports	Promotion	Other broadcasted programme
Total	24	201 736	39 805	33 057	11 247	19 736	17 248	26 076	7 786	11 823	27 905	7 053
State	8	89 793	13 614	28 450	7 318	2 821	5 928	10 204	5 729	8 198	6 147	1 384
Regional	11	75 322	18 726	3 182	1 471	9 527	6 185	9 783	1 761	2 687	17 020	4 980
Local (narrow area)	5	36 621	7 465	1 425	2 458	7 388	5 135	6 089	296	938	4 738	689

## 2.2 TV BROADCASTERS, BY BROADCASTING AREA, BROADCASTING AND DURATION OF PROGRAMMES EXPRESSED IN HOURS, 2022

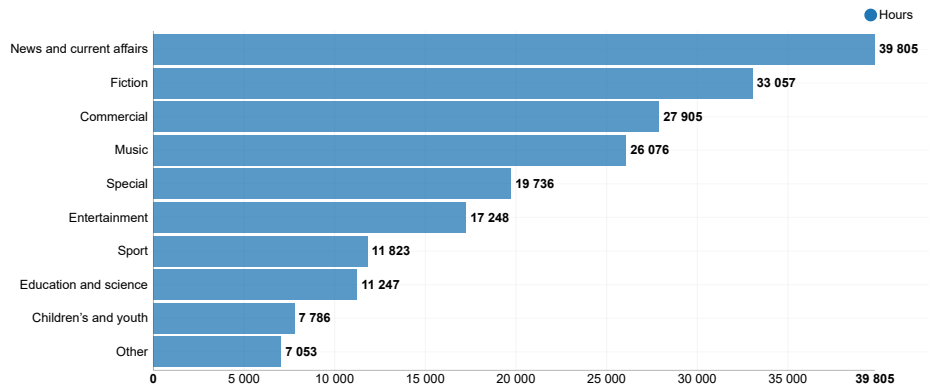
	Duration of programmes in reference year					Satellite programme	Non-national TV broadcasters
	Total	Channel 1	Channel 2	Channel 3	Channel 4		
Total	201 736	175 456	8 760	8 760	8 760	8 948	47 416
State	89 793	63 513	8 760	8 760	8 760	1 980	37 294
Regional	75 322	75 322	-	-	-	-	5 411
Local (narrow area)	36 621	36 621	-	-	-	6 968	4 711

## 2.3 PERSONS IN EMPLOYMENT, TRANSMISSION OF TV PROGRAMME EXPRESSED IN HOURS, 2022

	TV broadcasters	Persons in employment <sup>1)</sup>						In-house broadcasted TV programme, hours	
		Total		Out of that				Total	Out of that, repeats
		All	Women	Directly engaged in production of TV programmes		Full-time			
				All	Women	All	Women		
Total	24	3 550	1 619	2 854	1 177	3 550	1 619	201 736	80 414
State	8	3 203	1 464	2 561	1 065	3 203	1 464	89 793	37 967
Regional	11	266	120	220	84	266	120	75 322	27 914
Local (narrow area)	5	81	35	73	28	81	35	36 621	14 533

1) See Notes on Methodology.

## G-2.1 IN-HOUSE BROADCASTED TV PROGRAMME, BY TYPE OF PROGRAMMES EXPRESSED IN HOURS, 2022

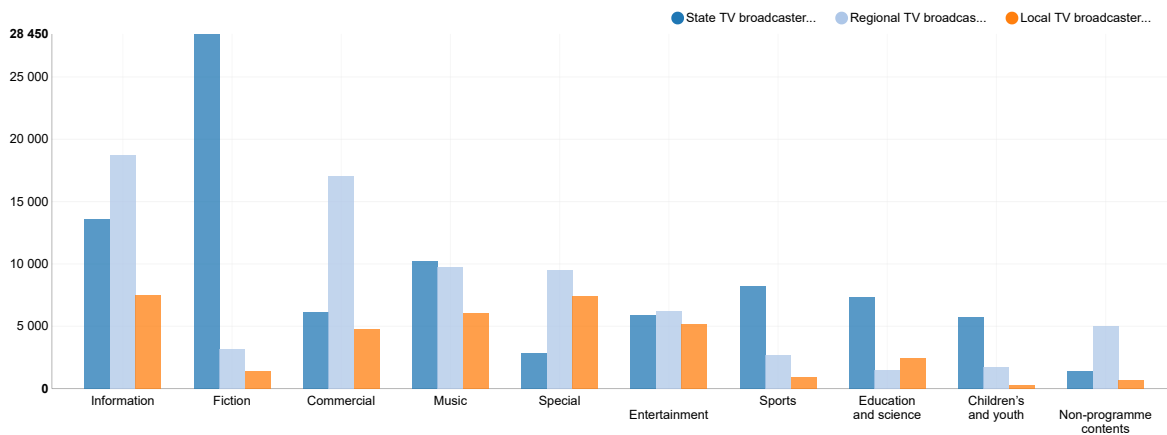


## 2.4 PERSONS ENGAGED ON THE BASIS OF CONTRACT OR AGREEMENT, RADIO AND TELEVISION, 2022

	Engaged based on contract or agreement <sup>1)</sup>	
	Total	Women
Total	15 582	6 653
State	15 273	6 526
Regional	104	48
Local (narrow area)	205	79

1) Joint data for radio and television that refer to contractual agreements, author's contracts and performance agreements. The data do not relate to the number of persons, but to the number of agreements or contracts for a particular job.

## G-2.2 TV PROGRAMME OF STATE, REGIONAL AND LOCAL TV BROADCASTERS, BY TYPE OF PROGRAMME EXPRESSED IN HOURS, 2022



## NOTES ON METHODOLOGY

### Sources and methods of data collection

Data published in this First Release are the result of annual processing of statistical data that are collected through the Annual Report on Radio Broadcast (RADIO-1 form) and the Annual Report on Television Broadcast (TV-1 form).

### Coverage and comparability

Surveys cover radio stations and TV broadcasters that have a licence for the operation on the territory of the Republic of Croatia. Data are comparable to those from previous years, except for those on persons in employment. Since the data are used solely for statistical purposes, they are not published individually – by name of the institution, which makes them confidential.

The Republic of Croatia is divided into nine digital coverage areas (called D1 – D9), which consist of two or more counties or parts thereof. In addition, there are also six smaller urban areas (D41, D51, D52, D71, D72 and D81).

Analogue transmitters in all digital coverage areas that transmitted programmes of national TV broadcasters have been turned off, that is, the process of transition to digital transmission ended on 5 October 2010.

### Definitions and explanations

Radio stations and TV broadcasters are institutions that broadcast programme for the public via radio and TV transmitters and TV converters.

According to the territorial coverage, radio stations and TV broadcasters can cover the whole country, that is, the programme can be received on the whole territory of the Republic of Croatia, in a particular region or in a particular narrow area.

According to status, radio stations and TV broadcasters can be public, non-profit and independent, while television channels can be public and independent.

In-house broadcasted radio programme includes programmes made either in own production or in co-production with other radio stations or those produced by other radio stations.

The origin of the in-house broadcasted programme can be own production, production of other domestic producers and foreign production. Satellite programme is an in-house broadcasted programme.

Effective radiated power is a parameter that defines the power of the radio station and television. It indirectly includes their transmission area, which, apart from the power, also depends on the altitude of the antenna system and the relief.

Persons in employment presented in tables 1.2. and 2.3. also include permanent staff working for both Hrvatski radio and Hrvatska televizija due to the fact that Hrvatska radiotelevizija is, according to its Statute (NN, No. 14/13), organised as a single institution.

Contractual agreement, author's contract or performance agreement is a civil law contract (agreement) by which the performer undertakes to perform a particular work, perform a physical or mental work and the like, and the client undertakes to pay a fee for the work performed. The contractual agreement is not concluded for a limited period of time, but for the production of a work or work results.

### Territorial constitution

Data by counties are presented on the basis of the Act on Territories of Counties, Towns and Municipalities in the Republic of Croatia (NN, No. 86/06) with the situation as on 31 December 2022.

### Abbreviations

NN Narodne novine, official gazette of the Republic of Croatia  
TV television

### Symbols

- no occurrence

#### Published by the Croatian Bureau of Statistics, Zagreb, Ilica 3, P. O. B. 80

Phone: (+385 1) 48 06 111

Press corner: [press@dzs.hr](mailto:press@dzs.hr)

Persons responsible:

Dubravka Rogić Hadžalić, Director of Demographic and Social Statistics Directorate  
Lidija Brković, Director General

Prepared by:

Marija Gojević and Gordana Bralić

#### USERS ARE KINDLY REQUESTED TO STATE THE SOURCE.

Customer Relations and Data Protection Department

Information and user requests

Phone: (+385 1) 48 06 138, 48 06 154

E-mail: [stat.info@dzs.hr](mailto:stat.info@dzs.hr)

Subscription

Phone: (+385 1) 48 06 115

E-mail: [prodaja@dzs.hr](mailto:prodaja@dzs.hr)