

First Release

Year: LXII.

Zagreb, 11 April 2025

OBR-2025-4-3

ISSN 1334-0557



UNIVERSITY SPECIALISTS, 2024

According to the data of the Croatian Bureau of Statistics, **609** university specialists obtained their academic degree in 2024. The share of women in that number amounted to **400**, that is, **65.7%**.

More women than men among university specialists

Out of the total number of university specialists, **64.0%** completed a university specialist study at the University of Zagreb, 19.4% at the University of Rijeka, 5.6% at the Libertas International University, Zagreb, 4.7% at the University of Split, 3.1% at the University of Osijek, 1.5% at the University North, Koprivnica, 1.3% at the University of Zadar, and 0.2% (each) at the University of Pula – Pola and at the University of Slavonski Brod.

The highest share of female university specialists obtained their degree at the University of Zadar (**100.0%**), followed by the Libertas International University, Zagreb (82.4%), the University of Osijek (68.4%), the University of Zagreb (67.4%), the University North, Koprivnica (66.7%), the University of Split (65.5%) and the University of Rijeka (53.4%). There were no female university specialists at the University of Pula – Pola and the University of Slavonski Brod.

Social sciences – the most often chosen field of specialist theses

In 2024, the largest number of specialist theses were from scientific fields (**89.6%**), followed by the interdisciplinary fields of science (**8.4%**) and the artistic field (**2.0%**). In the scientific field, the largest number of specialist theses was from the field of Social sciences (41.7%), followed by Biomedicine and health (39.7%), Engineering (5.6%), Biotechnical sciences (1.3%), Humanities (1.1%) and Natural sciences (0.2%). University specialists produced 8.4% of specialist theses in the interdisciplinary fields of science. The smallest number of them were defended in the artistic field (2.0%).

The majority of university specialists were in the 30 – 34 age group

Regarding age, the largest number of all university specialists was classified in the 30 – 34 age group (28.3%) and the smallest one in the 45-49 age group (8.9%). There were 10.0% of university specialists in the up-to-29 age group, 23.3% in the 35 – 39 age group, 17.7% in the 40 – 44 age group and 11.8% in the 50-and-over age group.

Out of the total number of university specialists, 94.3% of them had previously graduated in the Republic of Croatia and 5.7% outside the Republic of Croatia.

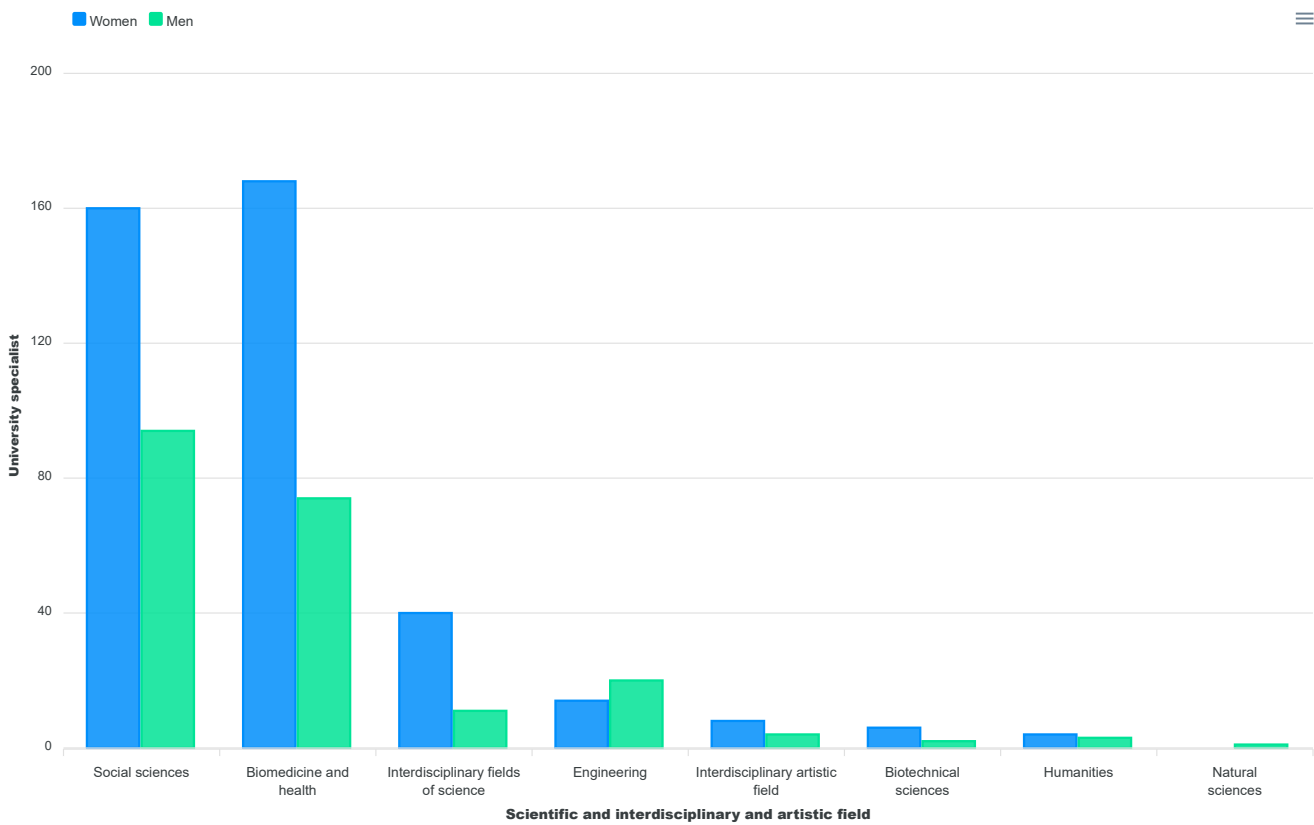
The majority of university specialists were employed in Human health and social work activities

The largest number of university specialists were employed in Human health and social work activities (37.1%), followed by Public administration and defence; compulsory social security (20.4%), Professional, scientific and technical activities (10.7%), Education (8.4%), Wholesale and retail trade; repair of motor vehicles and motorcycles (5.4%), Financial and insurance activities (3.6%), Information and communication (3.4%), Manufacturing (3.1%), and Electricity, gas, steam and air conditioning supply (1.3%). There were 5.5% of university specialists employed in other activities, while 1.1% were unemployed.

The costs of studies were mostly paid by employers

The costs of studies for 48.9% of university specialists were paid by employers, for 48.3% of them were paid by university specialists themselves, while the costs of 2.8% of university specialists belonged to the category Other.

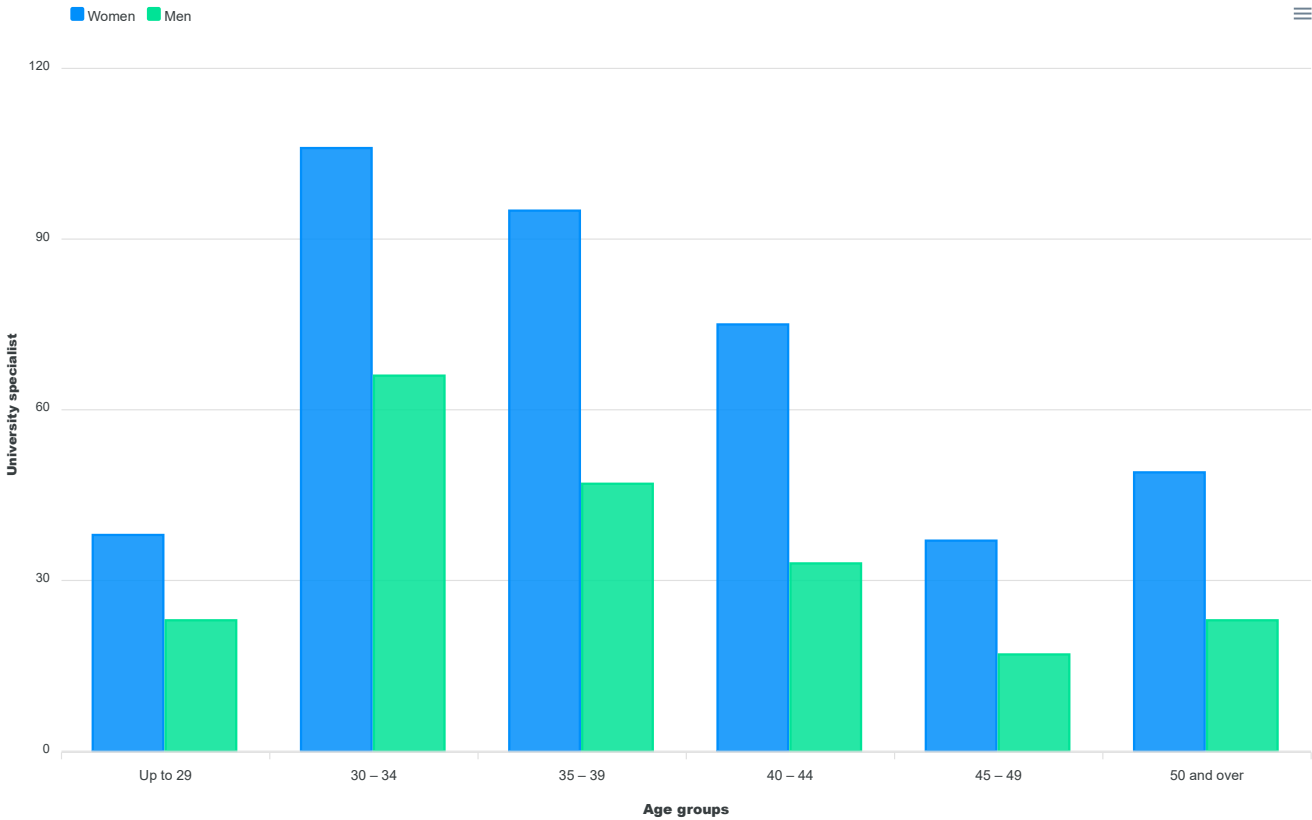
G-1 UNIVERSITY SPECIALISTS, BY SCIENTIFIC AND INTERDISCIPLINARY AND ARTISTIC FIELDS OF THEIR SPECIALIST THESES AND SEX, 2024



1 UNIVERSITY SPECIALISTS, BY UNIVERSITY, SCIENTIFIC AND INTERDISCIPLINARY AND ARTISTIC
FIELDS OF THEIR SPECIALIST THESES, 2024

	Total	Women	Scientific field of specialist thesis						Artistic field of specialist thesis	Interdisciplinary fields of science and art of specialist thesis
			Natural sciences	Engineering	Biomedicine and health	Biotechnical sciences	Social sciences	Humanities	Interdisciplinary artistic field	Interdisciplinary fields of science
Total	609	400	1	34	242	8	254	7	12	51
University of Osijek	19	13	1	-	5	3	5	-	5	-
University of Pula – Pola	1	-	-	-	-	-	-	1	-	-
University of Rijeka	118	63	-	-	53	-	48	-	7	10
University of Slavonski Brod	1	-	-	1	-	-	-	-	-	-
University of Split	29	19	-	-	25	-	4	-	-	-
University of Zadar	8	8	-	-	-	-	-	-	-	8
University of Zagreb	390	263	-	33	125	5	188	6	-	33
Libertas International University, Zagreb	34	28	-	-	34	-	-	-	-	-
University North, Koprivnica	9	6	-	-	-	-	9	-	-	-

G-2 UNIVERSITY SPECIALISTS, BY AGE GROUPS AND SEX, 2024



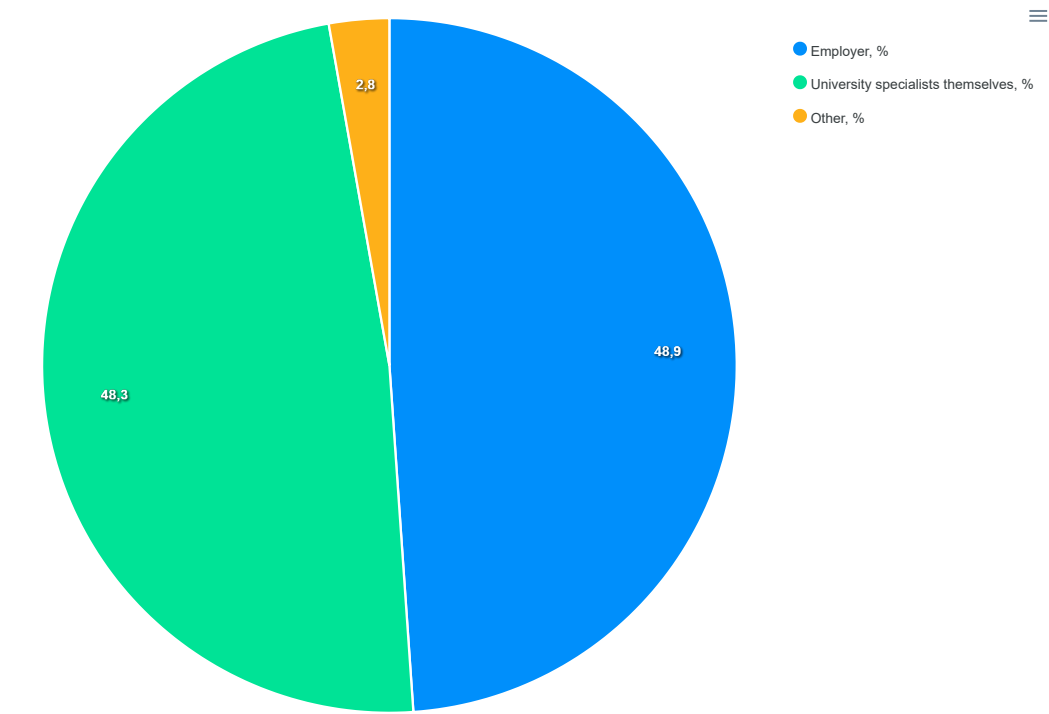
2 UNIVERSITY SPECIALISTS, BY SCIENTIFIC AND INTERDISCIPLINARY AND ARTISTIC FIELDS OF THEIR SPECIALIST THESES, AGE GROUPS AND SEX, 2024

	Total		Age groups					
	All	Women	Up to 29	30 – 34	35 – 39	40 – 44	45 – 49	50 and over
Total	609	400	61	172	142	108	54	72
Scientific field	546	352	55	160	126	100	43	62
Natural sciences	1	-	-	-	-	1	-	-
Interdisciplinary natural sciences	1	-	-	-	-	1	-	-
Engineering	34	14	4	10	11	4	2	3
Electrical engineering	1	-	-	1	-	-	-	-
Geodesy	2	2	-	-	2	-	-	-
Construction	8	1	-	4	1	1	-	2
Computer science	12	6	2	2	6	-	2	-
Mechanical engineering	3	-	1	2	-	-	-	-
Interdisciplinary engineering sciences	8	5	1	1	2	3	-	1
Biomedicine and health	242	168	14	101	63	39	6	19
Basic medical sciences	4	3	-	1	2	1	-	-
Clinical medicine	104	60	2	57	28	15	-	2
Public health and health care	56	44	2	14	11	12	5	12
Veterinary medicine	15	7	1	7	4	2	-	1
Dental medicine	15	10	1	8	2	4	-	-
Pharmacy	48	44	8	14	16	5	1	4
Biotechnical sciences	8	6	-	-	2	3	-	3
Agronomy	1	1	-	-	-	1	-	-
Wood technology	1	-	-	-	1	-	-	-
Food technology	3	2	-	-	1	-	-	2
Nutrition	3	3	-	-	-	2	-	1
Social sciences	254	160	36	48	49	51	33	37
Economics	93	48	9	21	21	23	6	13
Law	30	19	2	7	6	8	5	2
Political science	42	17	21	7	6	1	1	6
Information sciences	1	-	-	-	-	1	-	-
Communication sciences	19	13	3	5	2	3	3	3
Psychology	6	6	-	1	2	1	2	-
Pedagogy	1	1	-	-	-	1	-	-
Education and rehabilitation sciences	11	11	1	4	3	1	2	-
Social work	50	45	-	3	9	12	13	13
Interdisciplinary social sciences	1	-	-	-	-	-	1	-
Humanities	7	4	1	1	1	2	2	-
Philology	7	4	1	1	1	2	2	-
Artistic field	12	8	2	3	5	-	-	2
Interdisciplinary artistic field	12	8	2	3	5	-	-	2
Interdisciplinary fields of science and art	51	40	4	9	11	8	11	8
Educational sciences	11	11	-	-	1	2	4	4
Security and defense science	9	5	4	-	2	1	1	1
Other interdisciplinary fields of science	31	24	-	9	8	5	6	3

3 UNIVERSITY SPECIALISTS, BY UNIVERSITY AT WHICH THEY ATTAINED THEIR TITLES, BY COUNTRY IN WHICH THEY GRADUATED AND BY SEX, 2024

	Total		University								
	All	Women	Osijek	Pula – Pola	Rijeka	North	Slavonski Brod	Split	Zadar	Zagreb	Libertas International University, Zagreb
Total	609	400	19	1	118	9	1	29	8	390	34
Graduated in Republic of Croatia	574	384	15	1	110	9	1	28	6	371	33
Graduated outside Republic of Croatia	35	16	4	-	8	-	-	1	2	19	1
Bosnia and Herzegovina	19	10	2	-	1	-	-	1	2	12	1
Bulgaria	1	-	1	-	-	-	-	-	-	-	-
Montenegro	1	1	-	-	-	-	-	-	-	1	-
France	1	1	-	-	1	-	-	-	-	-	-
Italy	2	2	-	-	1	-	-	-	-	1	-
Netherlands	1	-	-	-	1	-	-	-	-	-	-
North Macedonia	1	-	-	-	1	-	-	-	-	-	-
Slovenia	2	-	-	-	2	-	-	-	-	-	-
Serbia	7	2	1	-	1	-	-	-	-	5	-

G-3 UNIVERSITY SPECIALISTS, BY WAY OF PAYING FOR POSTGRADUATE STUDY, 2024



4 UNIVERSITY SPECIALISTS, BY ACTIVITY OF EMPLOYMENT, BY WAY OF PAYING FOR POSTGRADUATE STUDY AND BY SEX, 2024

	Total		Way of paying for postgraduate study		
	All	Women	Employer	Themselves	Other
Total	609	400	298	294	17
Employees	602	396	298	287	17
Agriculture, forestry and fishing	4	3	1	3	-
Manufacturing	19	9	7	12	-
Electricity, gas, steam and air conditioning supply	8	-	7	1	-
Water supply; sewerage, waste management and remediation activities	2	1	-	2	-
Construction	4	2	-	4	-
Wholesale and retail trade; repair of motor vehicles and motorcycles	33	28	15	17	1
Transportation and storage	4	3	3	1	-
Accommodation and food service activities	3	-	1	2	-
Information and communication	21	9	2	18	1
Financial and insurance activities	22	15	16	6	-
Real estate activities	2	1	2	-	-
Professional, scientific and technical activities	65	34	30	31	4
Administrative and support service activities	2	1	-	1	1
Public administration and defence; compulsory social security	124	81	40	82	2
Education	51	38	13	35	3
Human health and social work activities	226	165	160	61	5
Arts, entertainment and recreation	4	2	-	4	-
Other service activities	7	4	1	6	-
Activities of extraterritorial organizations	1	-	-	1	-
Unemployed	7	4	-	7	-

NOTES ON METHODOLOGY

Sources and methods of data collection

The data were obtained by the annual collection and processing of the Statistical Sheets for University Specialists (ŠV-80 form), which are filled in by university specialists upon attaining this title.

Coverage and comparability

The statistical survey covers institutions of higher education in the Republic of Croatia that establish and carry out university postgraduate specialist study according to the Act on Higher Education and Scientific Activity (NN, No. 119/22).

Data are comparable to data from previous years.

Definitions and explanations

Institution of higher education is every institution providing higher education that is authorised to establish and carry out a study as well as scientific highly qualified or artistic work. Institutions of higher education are universities, including adjoining faculties and art academies, polytechnics and schools of professional higher education. Institutions of higher education may be public and private.

Interdisciplinary studies cover many different scientific fields. They are conducted in cooperation by institutions of higher education and institutes.

University specialist study can be enrolled after the completion of a university graduate study.

University specialist title for a particular area (Univ. Spec.) is a person who completed a postgraduate specialist study, prepared a final thesis and/or passed an appropriate final exam (ISCED, level 7). In exceptional cases, persons who completed a university specialist study in medicine, dental medicine and veterinary medicine attain the title of a university specialist, i.e., a university specialist with an indication of the area in question in accordance with the name of the specialist study programme classified according to the Ordinance on Scientific and Interdisciplinary Areas, Fields and Branches and Artistic Area, Fields and Branches (NN, No. 3/24).

Abbreviations

ISCED	International Standard Classification of Education
NN	Narodne novine, official gazette of the Republic of Croatia

Symbols

-	no occurrence
---	---------------

Published by the Croatian Bureau of Statistics, Zagreb, Ilica 3, P. O. B. 80

Phone: (+385 1) 48 06 111

Press corner: press@dzs.hr

Persons responsible:

Mario Vlačević, Director of Demographic and Social Statistics Directorate

Lidija Brković, Director General

Prepared by:

Josipa Jurić and Danijela Kurjaković

USERS ARE KINDLY REQUESTED TO STATE THE SOURCE.

Customer Relations and Data Protection Department

Information and user requests

Phone: (+385 1) 48 06 138, 48 06 154, 48 06 115

E-mail: stat.info@dzs.hr

Subscription

Phone: (+385 1) 21 00 455

E-mail: prodaja@dzs.hr