



## UNIVERSITY SPECIALISTS, 2025

According to the data of the Croatian Bureau of Statistics, **705** university specialists obtained their academic degree in 2025. The share of women in that number amounted to **444**, that is, **63.0%**.

### More women than men among university specialists

Out of the total number of university specialists, **62.0%** completed a university specialist study at the University of Zagreb, 15.7% at the University of Rijeka, 10.1% at the University of Osijek, 4.7% at the University of Split, 4.3% at the Libertas International University, Zagreb, 1.4% at the University North, Koprivnica, 1.1% at the University of Zadar, 0.4% at the University of Pula – Pola and 0.3% at the University of Slavonski Brod.

The highest share of female university specialists obtained their degree at the University of Zadar (**100%**), followed by the Libertas International University, Zagreb (73.3%), the University of Osijek (69.0%), the University of Pula – Pola (66.7%), the University of Zagreb (63.2%), the University of Split (60.6%), the University North, Koprivnica (60.0%), and the University of Rijeka (55.0%). There were no female university specialists at the University of Slavonski Brod.

### Biomedicine and health – the most often chosen field of specialist theses

In 2025, the largest number of specialist theses were from scientific fields (**90.6%**), followed by the interdisciplinary fields of science (**7.1%**) and the artistic field (**2.3%**). In the scientific field, the largest number of specialist theses was from the field of Biomedicine and health (39.9%), followed by Social sciences (38.7%), Engineering (7.7%), Biotechnical sciences (2.4%), Humanities (1.8%) and Natural sciences (0.1%). University specialists produced 7.1% of specialist theses in the interdisciplinary fields of science. In the artistic field, the largest number of specialist theses was from the interdisciplinary artistic field (2.0%), while the fewest specialist theses were from the field of musical art (0.3%).

### The majority of university specialists were in the 30 – 34 age group

Regarding age, the largest number of all university specialists were classified in the 30 – 34 age group (30.8%) and the smallest one in the 50-and-over age group (10.2%). There were 10.7% of university specialists in the up-to-29 age group, 21.1% in the 35 – 39 age group, 15.3% in the 40 – 44 age group and 11.9% in the 45 – 49 age group.

Out of the total number of university specialists, 93.5% of them had previously completed their studies in the Republic of Croatia and 6.5% outside the Republic of Croatia.

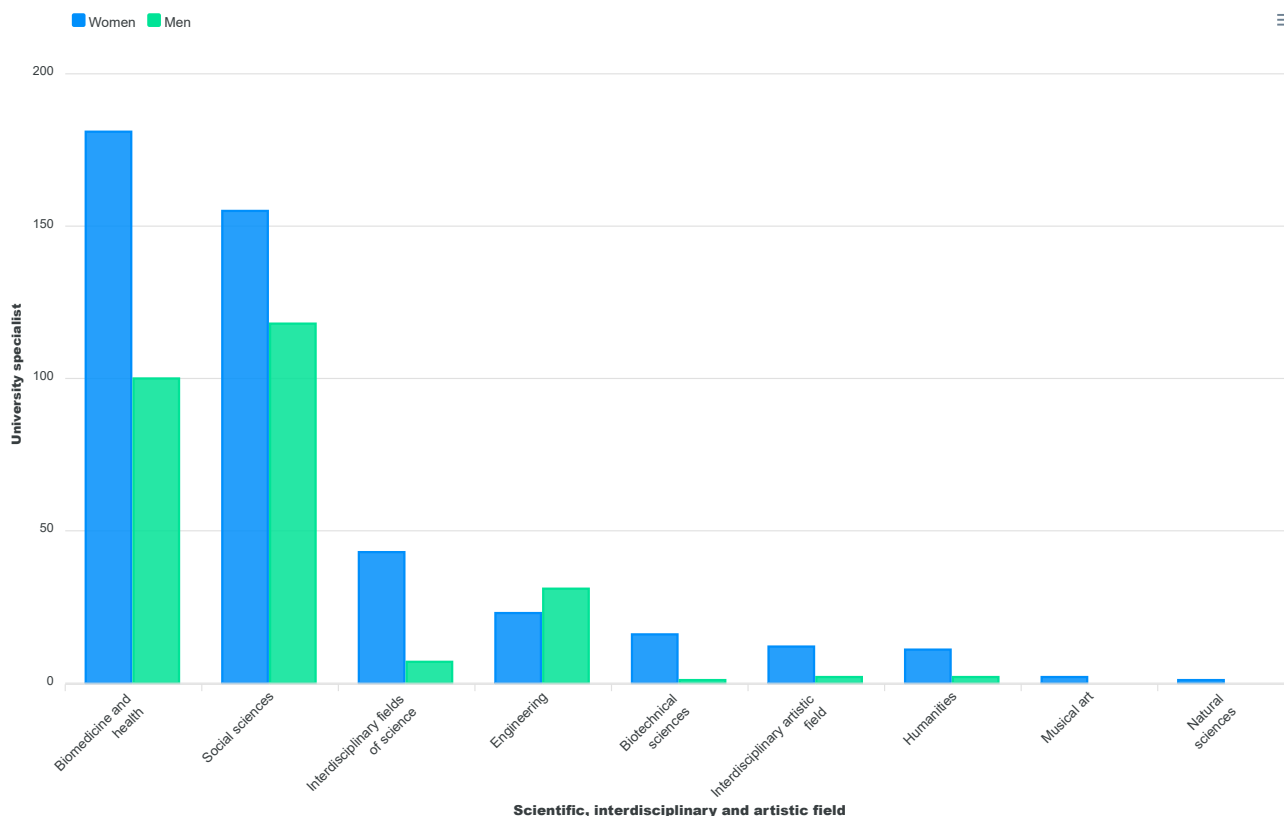
## The majority of university specialists were employed in Human health and social work activities

The largest number of university specialists were employed in Human health and social work (30.4%), followed by Public administration and defence; compulsory social security (21.6%), Education (13.2%), Professional, scientific and technical activities (8.2%), Wholesale and retail trade (7.8%), Financial and insurance activities (3.6%), Telecommunication, computer programming, consulting, computing infrastructure and other information service activities (2.6%). There were 11.0% of university specialists employed in other activities, while 1.6% were unemployed.

## The costs of university studies were mostly paid by university specialists personally

The costs of specialist studies for 50.8% of university specialists were paid by university specialists personally, for 44.5% of them, the costs were paid by employers, for 2.0% of university specialists, the funds were allocated from the State Budget, while the costs for 2.7% of university specialists belonged to the category Other.

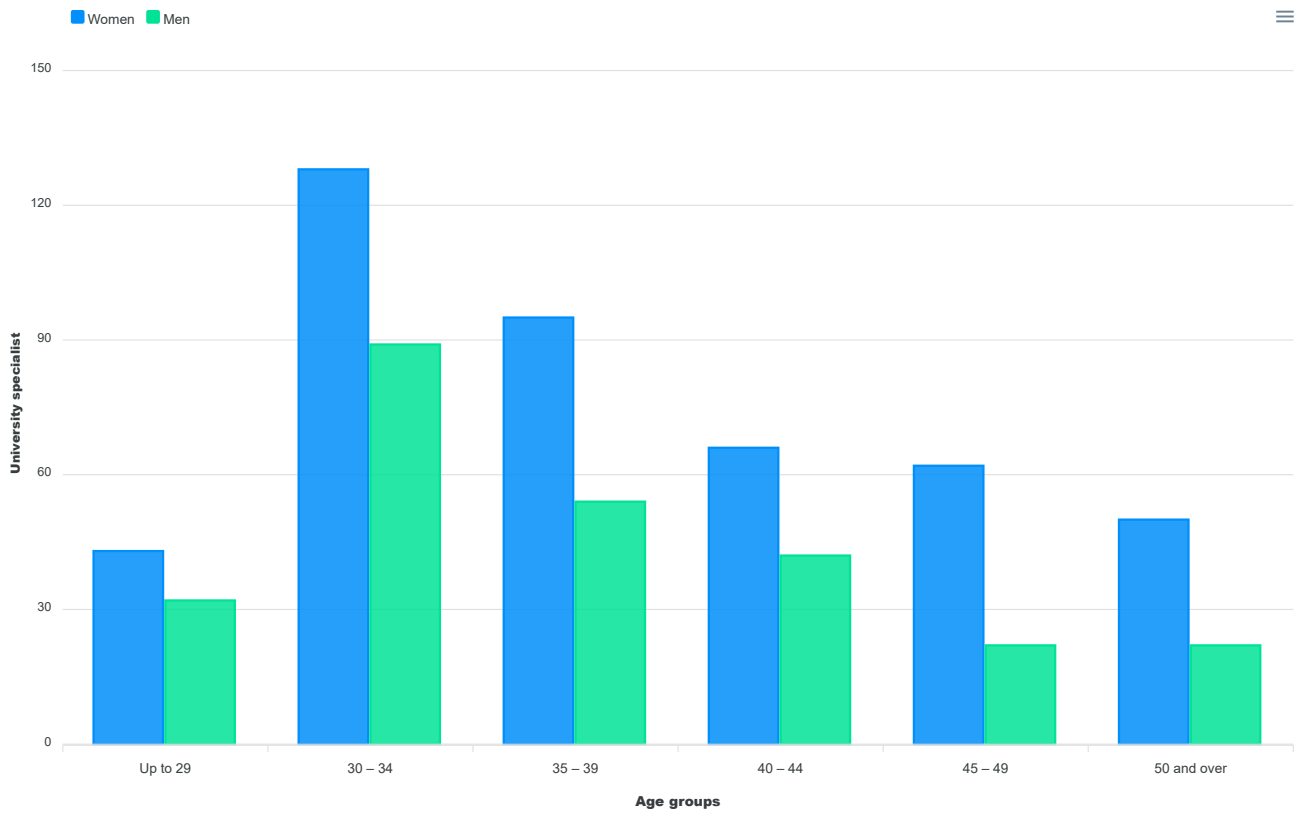
G-1 UNIVERSITY SPECIALISTS, BY SCIENTIFIC, INTERDISCIPLINARY AND ARTISTIC FIELDS OF THEIR SPECIALIST THESES AND SEX, 2025



# 1 UNIVERSITY SPECIALISTS, BY UNIVERSITY, SCIENTIFIC, INTERDISCIPLINARY AND ARTISTIC FIELDS OF THEIR SPECIALIST THESES AND SEX, 2025

	Total	Women	Scientific field of specialist thesis						Artistic field of specialist thesis		Interdisciplinary fields of science and art of specialist thesis
			Natural sciences	Engineering	Biomedicine and health	Biotechnical sciences	Social sciences	Humanities	Musical art	Interdisciplinary artistic field	Interdisciplinary fields of science
Total	705	444	1	54	281	17	273	13	2	14	50
University of Osijek	71	49	-	-	19	10	22	3	-	13	4
University of Pula – Pola	3	2	-	-	-	-	3	-	-	-	-
University of Rijeka	111	61	-	-	62	-	40	-	-	1	8
University of Slavonski Brod	2	-	-	2	-	-	-	-	-	-	-
University of Split	33	20	-	-	21	-	12	-	-	-	-
University of Zadar	8	8	-	-	-	-	-	-	-	-	8
University of Zagreb	437	276	1	52	149	7	186	10	2	-	30
Libertas International University, Zagreb	30	22	-	-	30	-	-	-	-	-	-
University North, Koprivnica	10	6	-	-	-	-	10	-	-	-	-

## G-2 UNIVERSITY SPECIALISTS, BY AGE GROUPS AND SEX, 2025



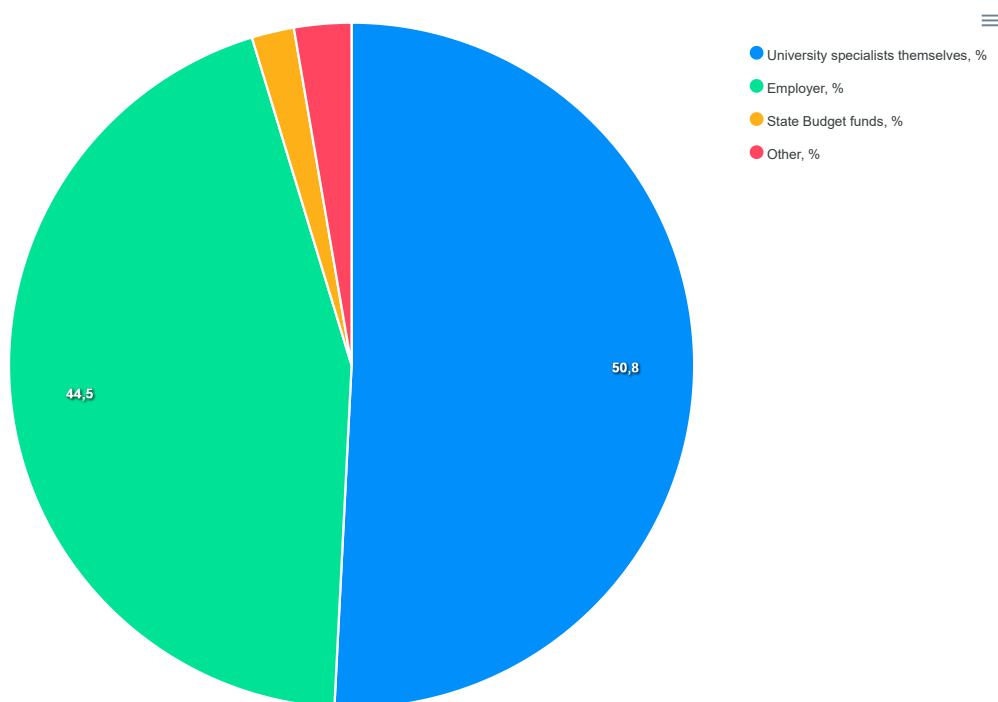
2 UNIVERSITY SPECIALISTS, BY SCIENTIFIC, INTERDISCIPLINARY AND ARTISTIC FIELDS OF THEIR SPECIALIST THESES, AGE GROUPS AND SEX, 2025

	Total		Age groups					
	All	Women	Up to 29	30 – 34	35 – 39	40 – 44	45 – 49	50 and over
Total	705	444	75	217	149	108	84	72
Scientific field	639	387	69	202	133	98	74	63
Natural sciences	1	1	-	-	-	1	-	-
Mathematics	1	1	-	-	-	1	-	-
Engineering	54	23	6	9	14	12	6	7
Architecture and town planning	3	2	-	1	-	1	-	1
Electrical engineering	1	-	-	1	-	-	-	-
Geodesy	2	-	-	-	1	1	-	-
Construction	12	6	1	2	6	1	1	1
Computer science	12	3	2	2	2	4	1	1
Mechanical engineering	5	2	2	1	2	-	-	-
Technology of transport and traffic	2	-	-	-	-	1	-	1
Interdisciplinary technical sciences	17	10	1	2	3	4	4	3
Biomedicine and health	281	181	24	133	58	31	19	16
Basic medical sciences	3	3	-	2	1	-	-	-
Clinical medicine	116	59	5	61	35	9	4	2
Public health and health care	65	47	2	22	11	10	9	11
Veterinary medicine	16	8	5	7	2	2	-	-
Dental medicine	24	16	4	13	5	2	-	-
Pharmacy	57	48	8	28	4	8	6	3
Biotechnical sciences	17	16	3	5	2	2	1	4
Agronomy	5	4	-	3	-	1	1	-
Food technology	3	3	-	-	-	1	-	2
Nutrition	9	9	3	2	2	-	-	2
Social sciences	273	155	34	54	55	51	45	34
Economics	102	61	4	16	27	22	20	13
Law	42	25	1	8	5	9	11	8
Political science	83	31	25	19	9	13	9	8
Information sciences	3	1	-	1	-	-	2	-
Communication sciences	17	13	3	3	4	5	2	-
Psychology	6	6	-	-	6	-	-	-
Education and rehabilitation sciences	9	9	-	7	1	-	-	1
Social work	5	4	-	-	1	2	-	2
Interdisciplinary social sciences	6	5	1	-	2	-	1	2
Humanities	13	11	2	1	4	1	3	2
Theology	3	1	-	-	2	-	-	1
Philology	10	10	2	1	2	1	3	1
Artistic field	16	14	2	4	3	1	1	5
Musical art	2	2	1	1	-	-	-	-
Performing music	2	2	1	1	-	-	-	-
Interdisciplinary artistic field	14	12	1	3	3	1	1	5
Interdisciplinary fields of science and art	50	43	4	11	13	9	9	4
Educational sciences	15	15	1	1	4	3	4	2
Security and defense science	8	5	2	2	2	1	1	-
Other interdisciplinary fields of science	27	23	1	8	7	5	4	2

### 3 UNIVERSITY SPECIALISTS, BY UNIVERSITY AT WHICH THEY ATTAINED THEIR TITLES, BY COUNTRY IN WHICH THEY COMPLETED THEIR STUDIES AND BY SEX, 2025

	Total		University								
	All	Women	Osijek	Pula – Pola	Rijeka	North	Slavonski Brod	Split	Zadar	Zagreb	Libertas International University, Zagreb
Total	705	444	71	3	111	10	2	33	8	437	30
Studies completed in Republic of Croatia	659	416	63	3	105	10	2	31	7	409	29
Studies completed outside Republic of Croatia	46	28	8	-	6	-	-	2	1	28	1
Bosnia and Herzegovina	28	16	4	-	1	-	-	2	1	19	1
Italy	7	6	-	-	4	-	-	-	-	3	-
Slovenia	1	-	-	-	-	-	-	-	-	1	-
Serbia	10	6	4	-	1	-	-	-	-	5	-

### G-3 UNIVERSITY SPECIALISTS, BY WAY OF PAYING FOR POSTGRADUATE STUDY, 2025



4 UNIVERSITY SPECIALISTS, BY ACTIVITY OF EMPLOYMENT, BY WAY OF PAYING FOR POSTGRADUATE STUDY AND BY SEX, 2025

	Total		Way of paying for postgraduate study			
	All	Women	Employer	State Budget funds	Themselves	Other
Total	705	444	314	14	358	19
Employees	694	436	314	14	348	18
Agriculture, forestry and fishing	5	2	3	1	1	-
Mining and quarrying	1	1	1	-	-	-
Manufacturing	8	3	4	-	3	1
Electricity, gas, steam and air conditioning supply	10	4	6	-	3	1
Water supply; sewerage, waste management and remediation activities	4	1	-	1	3	-
Construction	4	-	4	-	-	-
Wholesale and retail trade	55	44	26	-	28	1
Transportation and storage	5	1	4	-	1	-
Accommodation and food service activities	5	4	3	-	2	-
Publishing, broadcasting, and content production and distribution activities	2	2	1	-	1	-
Telecommunication, computer programming, consulting, computing infrastructure and other information service activities	18	10	6	-	11	1
Financial and insurance activities	25	15	17	-	8	-
Real estate activities	3	3	-	-	3	-
Professional, scientific and technical activities	58	39	23	1	31	3
Administrative and support service activities	4	1	-	-	3	1
Public administration and defence; compulsory social security	152	81	35	2	111	4
Education	93	74	39	4	49	1
Human health and social work activities	214	137	138	4	68	4
Arts, sports and recreation	14	6	-	1	13	-
Other service activities	11	8	4	-	7	-
Activities of households as employers; undifferentiated goods- and services-producing activities of households for own use	1	-	-	-	1	-
Activities of extraterritorial organisations and bodies	2	-	-	-	1	1
Unemployed	11	8	-	-	10	1

## NOTES ON METHODOLOGY

### Sources and methods of data collection

The data were obtained by the annual collection and processing of the Statistical Sheets for University Specialists (ŠV-80 form), which are filled in by university specialists upon attaining this title.

### Coverage and comparability

The statistical survey covers institutions of higher education in the Republic of Croatia that establish and carry out university postgraduate specialist study according to the Act on Higher Education and Scientific Activity (NN, No. 119/22).

Data are comparable to data from previous years.

### Definitions and explanations

**Institution of higher education** is every institution providing higher education that is authorised to establish and carry out a study as well as scientific highly qualified or artistic work. Institutions of higher education are universities, including adjoining faculties and art academies, polytechnics and schools of professional higher education. Institutions of higher education may be public and private.

**Interdisciplinary studies** cover many different scientific fields. They are conducted in cooperation by institutions of higher education and institutes.

**University specialist study** can be enrolled after the completion of a university graduate study.

**University specialist** with the indication of a particular area (Univ. Spec.) is a person who completed a university specialist study, prepared a final thesis and/or passed an appropriate final exam (ISCED, level 7). In exceptional cases, persons who completed a university specialist study in medicine, dental medicine and veterinary medicine attain the title of a university specialist, i.e., a university specialist with an indication of the area in question in accordance with the name of the specialist study programme classified according to the Ordinance on Scientific and Interdisciplinary Areas, Fields and Branches and Artistic Area, Fields and Branches (NN, No. 3/24).

### Abbreviations

ISCED	International Standard Classification of Education
NN	Narodne novine, official gazette of the Republic of Croatia

### Symbols

-	no occurrence
---	---------------

**Published by the Croatian Bureau of Statistics, Zagreb, Ilica 3, P. O. B. 80**

Phone: (+385 1) 48 06 111

Press corner: [press@dzs.hr](mailto:press@dzs.hr)

Persons responsible:

Mario Vlajčević, Director of Demographic and Social Statistics Directorate

Lidija Brković, Acting Director General

Prepared by:

Marija Gojević, Josipa Jurić and Danijela Kurjaković

**USERS ARE KINDLY REQUESTED TO STATE THE SOURCE.**

Customer Relations and Data Protection Department

Information and user requests

Phone: (+385 1) 48 06 138, 48 06 154, 48 06 115

E-mail: [stat.info@dzs.hr](mailto:stat.info@dzs.hr)

Subscription

Phone: (+385 1) 21 00 455

E-mail: [prodaja@dzs.hr](mailto:prodaja@dzs.hr)