



## TOURIST ARRIVALS AND NIGHTS IN COMMERCIAL ACCOMMODATION, APRIL 2026

### **April 2026 brought an increase in domestic tourist arrivals and nights and a decrease in foreign tourist arrivals and nights compared to April 2025**

In April 2026, there were 1.2 million tourist arrivals and 3.2 million tourist nights in commercial accommodation establishments, which was a decrease of **1.2%** in tourist arrivals and of **2.8%** in tourist nights compared to April 2025. Concerning the structure of the total realised tourist nights, 16.3% of them were domestic tourist nights, and 83.7% were foreign tourist nights.

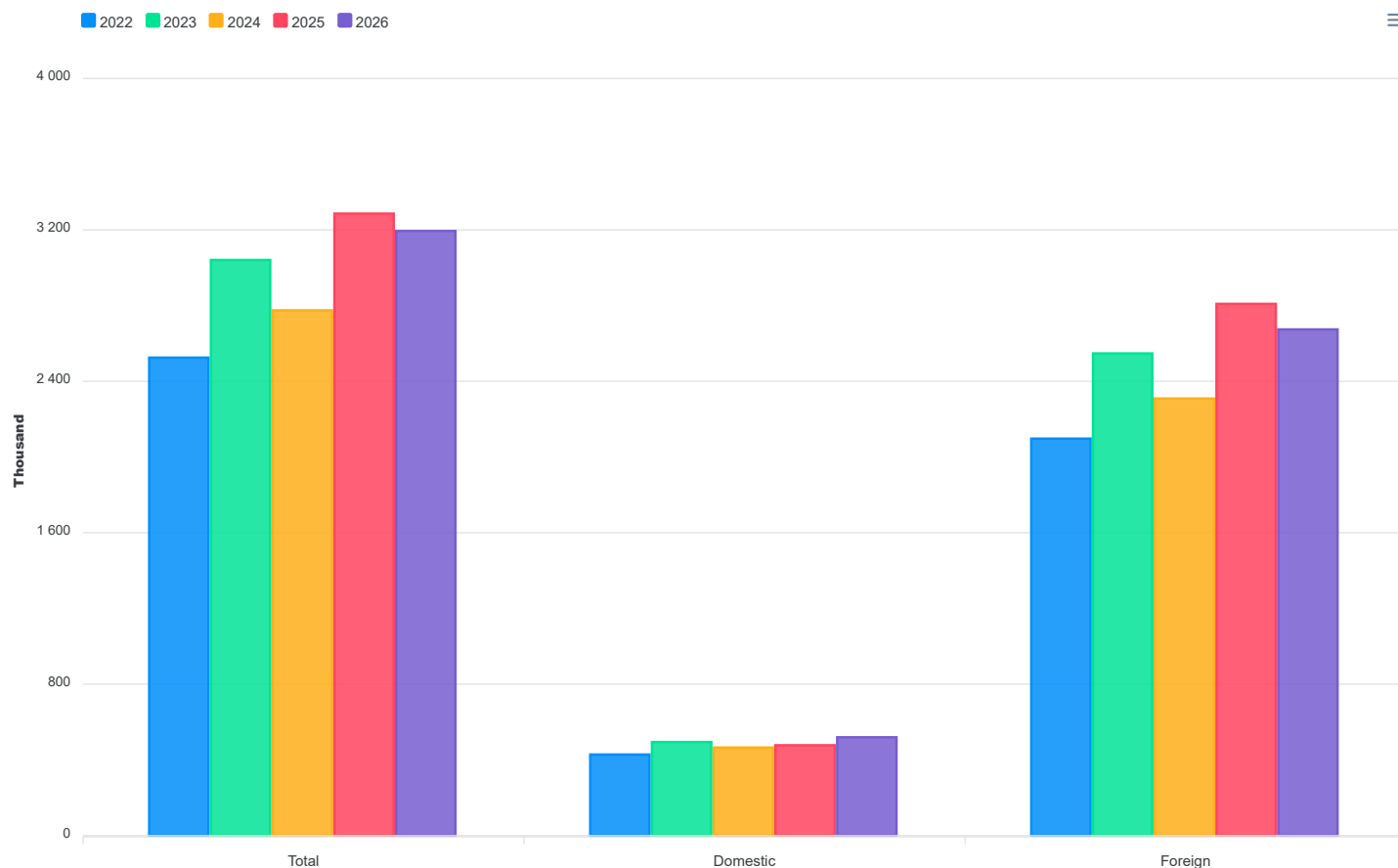
Domestic tourists realised 257 thousand arrivals and 519 thousand nights, which is 13.0% more arrivals and 8.8% more nights than in April 2025.

Foreign tourists realised 913 thousand arrivals and 2.7 million nights, which is 4.6% less arrivals and 4.8% less nights than in April 2025.

### **Notice**

Detailed monthly data are available on the website of the [Croatian Bureau of Statistics](#), under "[PC-Axis databases](#)", where it is possible to browse and print data in various forms. Databases are updated on a monthly basis.

## G-1 TOURIST NIGHTS IN APRIL, 2022 – 2026<sup>1)</sup>



1) Deviation of sums may occur due the rounding of numbers.

### **In April 2026, tourists from Slovenia once again realised the most foreign tourist nights, with an increase of 35.9%**

In April 2026, Slovenian tourists once again realised the most foreign tourist nights, maintaining the leading position for the fourth month in a row. They realised a total of 514 thousand nights, which accounted for 19.2% of the total realised foreign tourist nights. Compared to April 2025, tourists from Slovenia realised 35.9% more nights. They realised the most nights in the counties of Istria (273 thousand nights), Primorje-Gorski Kotar (124 thousand nights) and Zadar (43 thousand nights). Compared to April 2025, Slovenian tourists realised an increase in tourist nights in all three counties: the County of Istria (of 38.3%), the County of Primorje-Gorski Kotar (of 40.2%), and the County of Zadar (of 31.4%).

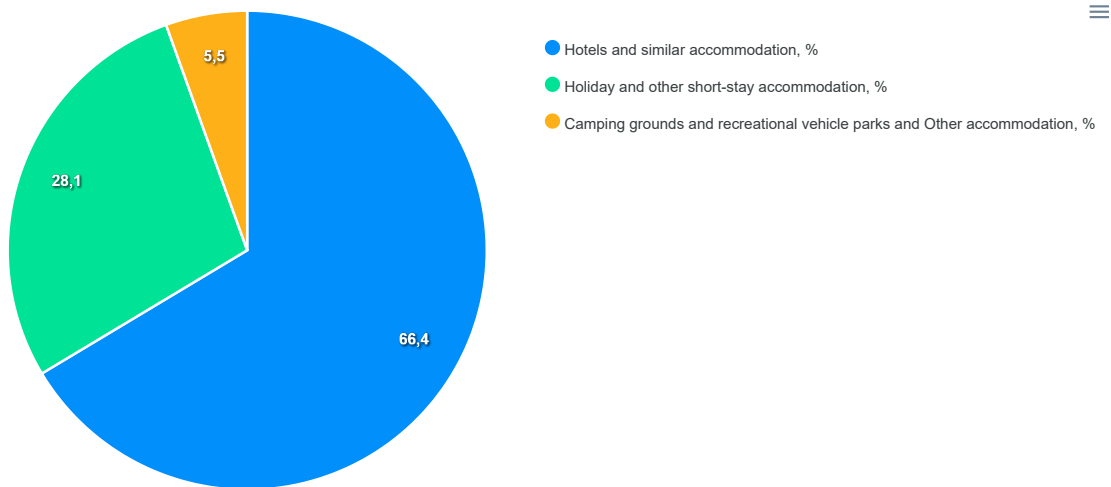
Nights realised by tourists from Slovenia were followed by nights of tourists from Germany (16.5%), Austria (8.9%), the United Kingdom (5.6%), Italy and the USA (4.6% each), Poland (4.4%) and France (4.0%). Of all these countries, only the USA realised an increase in tourist nights in April 2026, of 5.3%. All other mentioned countries realised a decrease in tourist nights, namely, Poland of 25.3%, Austria of 18.4%, the United Kingdom of 17.2%, Germany of 17.0%, Italy of 11.9% and France of 4.7%.

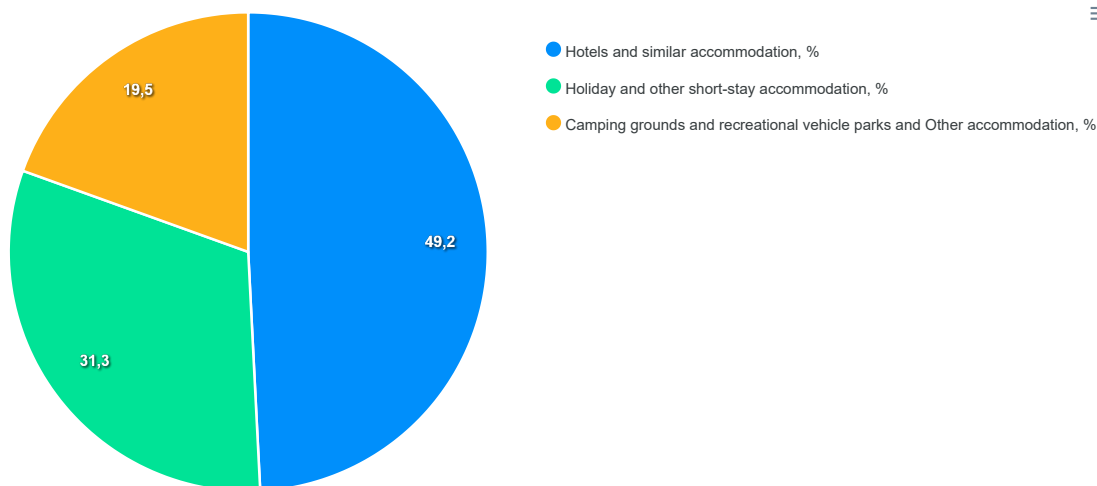
## Hotels continue to be the tourists' preferred choice in April 2026

In April 2026, tourists realised 1.5 million nights in hotels, with hotel accommodation maintaining its position as the most popular choice with a share of 46.8% among all realised nights. Compared to April 2025, there was a 0.9% decrease in tourist nights realised in hotels.

Hotels were followed by rooms, apartments, studio-type suites and summer houses, with 911 thousand realised tourist nights, which accounted for 28.5% of the total realised tourist nights. There was a 5.9% decrease in tourist nights realised in this type of accommodation compared to April 2025.

### G-2 STRUCTURE OF DOMESTIC TOURIST NIGHTS ACCORDING TO DIVISION 55 OF NKD 2025, APRIL 2026





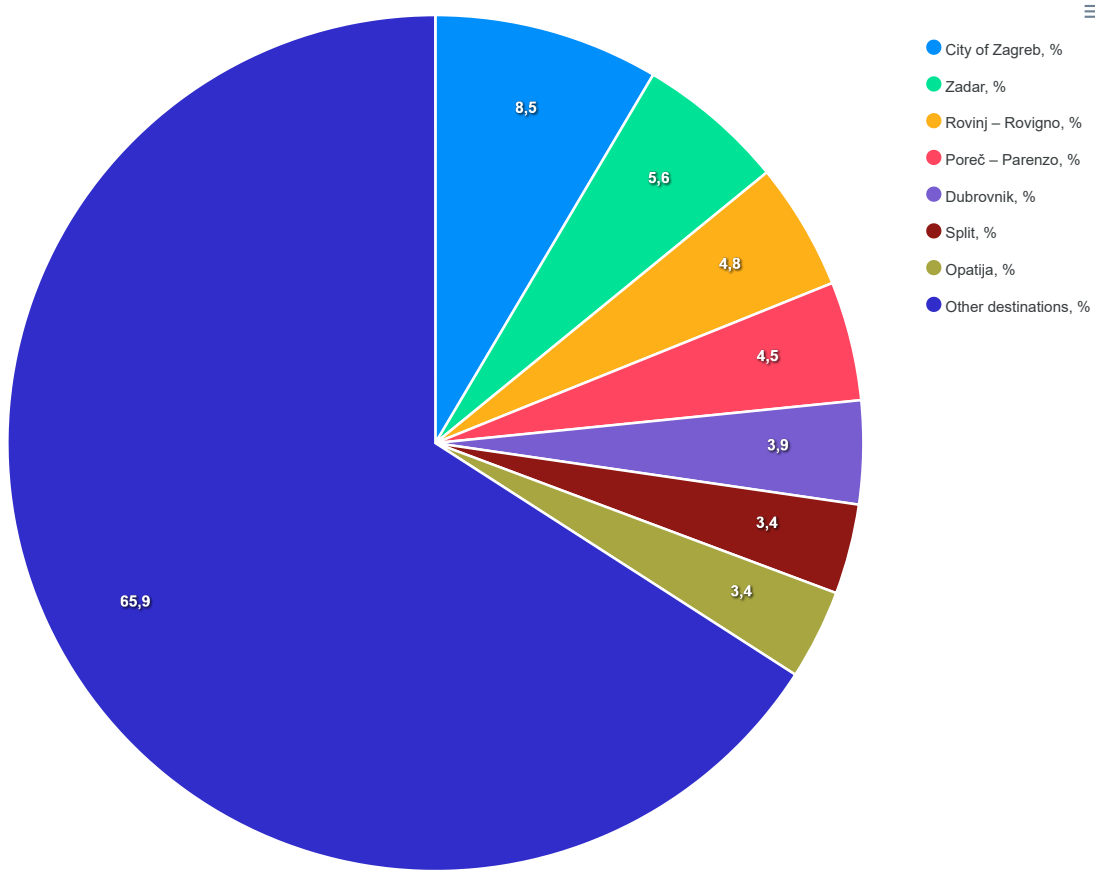
### The most tourist nights in April 2026, almost a million, realised in the County of Istria

In April 2026, the most tourist nights were realised in the County of Istria, as many as 982 thousand, which accounted for 30.8% of the total tourist nights realised in Croatia. Compared to April 2025, there was a slight decrease in total tourist nights realised in the County of Istria (of 1.5%). Domestic tourists realised 111 thousand nights, which is 11.1% more nights than in April 2025. Foreign tourists realised 871 thousand nights, which is 2.9% less nights than in April 2025.

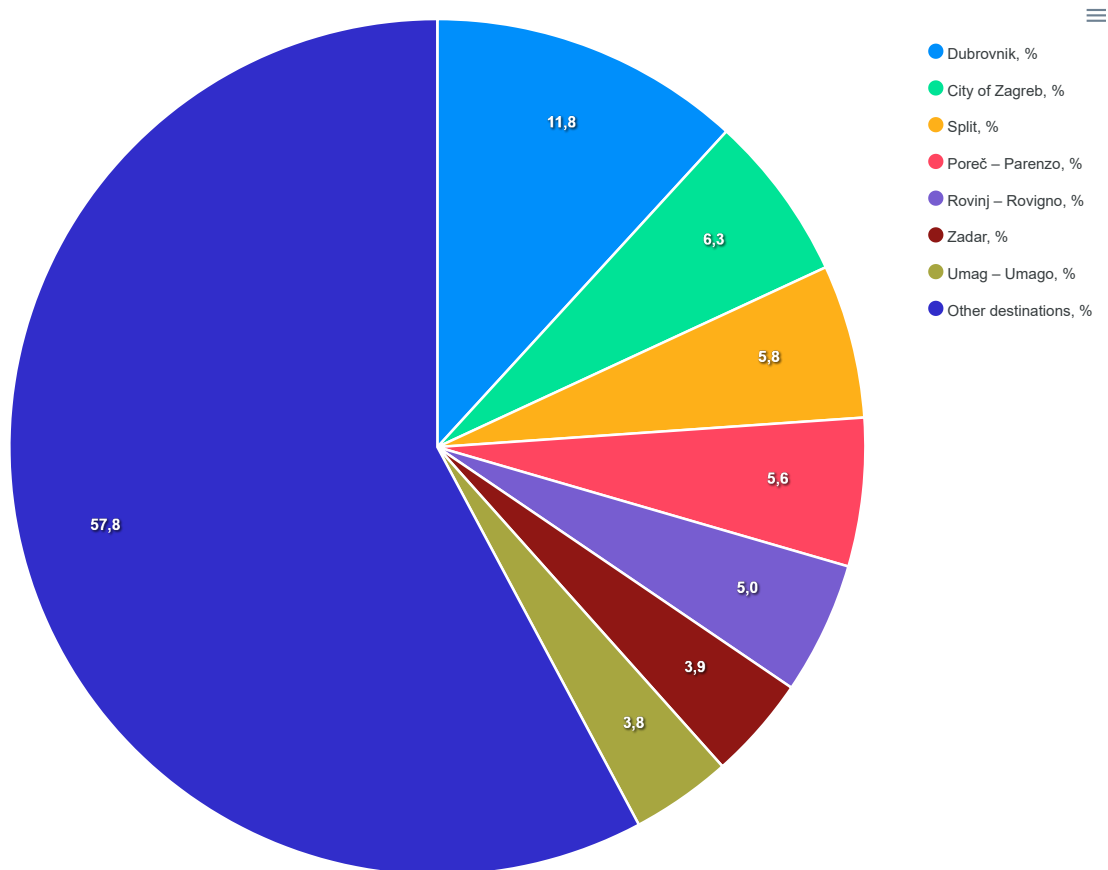
The most foreign tourist nights in the County of Istria were realised by tourists from Slovenia (31.3%), Germany (22.8%), Austria (14.4%), Italy (7.0%) and the Netherlands (2.8%). Among them, an increase in tourist nights was realised only by tourists from Slovenia (of 38.3%), whereas tourists from Austria realised 16.8% fewer nights, from Germany 15.2% fewer nights, from the Netherlands 14.7% fewer nights and from Italy 8.5% fewer nights than in April 2025.

Following the County of Istria, the most tourist nights were realised in the County of Primorje-Gorski Kotar, 486 thousand nights (15.2% of the total nights realised in Croatia) and in the County of Dubrovnik-Neretva, 466 thousand nights (14.6% of the total nights realised in Croatia). Compared to April 2025, there were 0.5% more nights realised in the County of Primorje-Gorski Kotar and 4.3% less nights realised in the County of Dubrovnik-Neretva.

## G-4 DESTINATIONS WITH THE MOST REALISED DOMESTIC TOURIST NIGHTS, APRIL 2026



## G-5 DESTINATIONS WITH THE MOST REALISED FOREIGN TOURIST NIGHTS, APRIL 2026



### In April 2026, tourists had 546 thousand permanent beds at their disposal

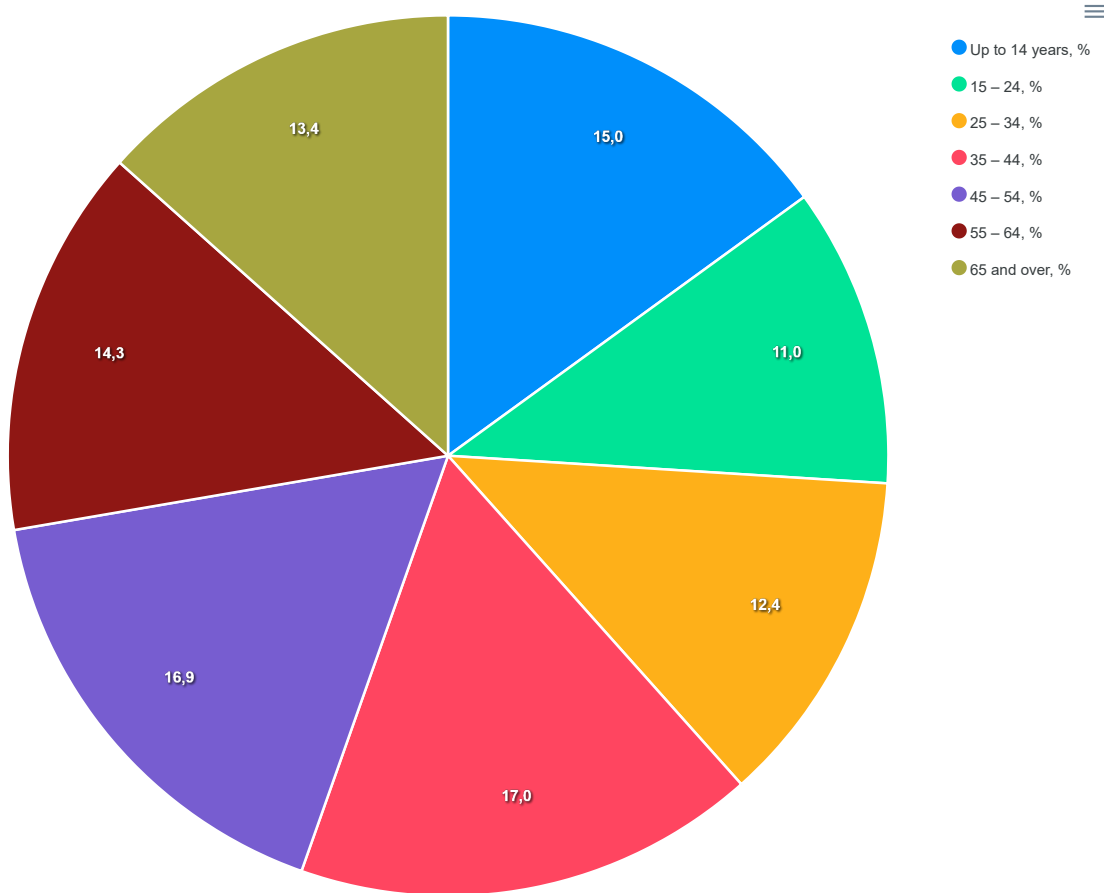
In April 2026, there were 213 thousand rooms, apartments and camping sites available to tourists, with a total of 546 thousand permanent beds.

There were 72 thousand rooms and apartments available to tourists in the group Hotels and similar accommodation (which accounted for 33.6% of the total number of available rooms, apartments and camping sites), with 150 thousand permanent beds (which accounted for 27.5% of the total number of available permanent beds). The average (net) occupancy rate of rooms in April 2026 was 47.0%, while for permanent beds it was 43.0%, whereas in April 2025, the average (net) occupancy rate of rooms was 48.8%, and of permanent beds 45.3%.

### Tourists aged 35 to 44 realised the most nights in April 2026

The most nights in April 2026 were realised by tourists aged 35 to 44, as many as 542 thousand (which accounted for 17.0% of the total realised nights). These were followed by tourist nights realised by tourists aged 45 to 54, with 539 thousand nights (which accounted for 16.9% of the total realised nights).

## G-6 TOURIST NIGHTS BY AGE GROUPS, APRIL 2026



### **In the first four months of 2026, tourist arrivals increased by 3.7% and tourist nights by 2.1% compared to the same period of 2025**

In the first four months of 2026, there were 2.3 million tourist arrivals and 5.8 million tourist nights realised in commercial accommodation establishments, which is 3.7% more arrivals and 2.1% more nights compared to the same period of 2025.

In the first four months of 2026, domestic tourists realised 754 thousand arrivals and 1.5 million nights, which is an increase in arrivals of 10.8% and an increase in nights of 8.6% compared to the first four months of 2025.

Foreign tourists realised 1.5 million arrivals and 4.3 million nights in the first four months of 2026, which is an increase in arrivals of 0.5%, whereas nights remained at the same level as in the first four months of 2025.

## 1 TOURIST ARRIVALS AND NIGHTS

	Arrivals				Nights					
	IV 2026	I – IV 2026	Indices IV 2026 IV 2025	Indices I – IV 2026 I – IV 2025	IV 2026	I – IV 2026	Indices IV 2026 IV 2025	Indices I – IV 2026 I – IV 2025	Structure of nights, %	Average number of nights per arrival
Total	1 169 696	2 269 221	98,8	103,7	3 193 757	5 766 190	97,2	102,1	100,0	2,7
Domestic tourists	257 179	753 878	113,0	110,8	519 482	1 513 369	108,8	108,6	16,3	2,0
Foreign tourists	912 517	1 515 343	95,4	100,5	2 674 275	4 252 821	95,2	100,0	83,7	2,9

## 2 TOURIST ARRIVALS AND NIGHTS, BY COUNTIES, APRIL 2026

		Total	Domestic	Foreign	Indices IV 2026 IV 2025		
					Total	Domestic	Foreign
Republic of Croatia	Arrivals	1 169 696	257 179	912 517	98,8	113,0	95,4
	Nights	3 193 757	519 482	2 674 275	97,2	108,8	95,2
County of Zagreb	Arrivals	11 959	4 303	7 656	89,8	127,4	77,1
	Nights	20 130	7 549	12 581	93,3	116,0	83,5
County of Krapina-Zagorje	Arrivals	16 650	9 859	6 791	101,8	104,4	98,2
	Nights	35 540	21 814	13 726	101,3	105,6	95,0
County of Sisak-Moslavina	Arrivals	1 869	994	875	98,4	129,9	77,2
	Nights	3 626	1 554	2 072	98,6	118,6	87,5
County of Karlovac	Arrivals	17 607	3 385	14 222	86,6	114,2	81,9
	Nights	27 559	5 398	22 161	84,8	102,7	81,4
County of Varaždin	Arrivals	8 096	4 601	3 495	111,6	118,0	104,0
	Nights	16 247	8 234	8 013	105,7	113,7	98,6
County of Koprivnica-Križevci	Arrivals	1 853	1 197	656	159,2	156,7	164,0
	Nights	3 804	2 039	1 765	124,1	139,5	110,1
County of Bjelovar-Bilogora	Arrivals	1 530	1 033	497	96,5	107,0	80,2
	Nights	3 209	1 870	1 339	71,4	73,7	68,4
County of Primorje-Gorski Kotar	Arrivals	174 597	41 489	133 108	101,3	109,9	98,9
	Nights	486 396	88 307	398 089	100,5	107,2	99,1
County of Lika-Senj	Arrivals	33 529	5 365	28 164	96,1	123,3	92,2
	Nights	61 584	8 921	52 663	96,4	115,1	93,8
County of Virovitica-Podravina	Arrivals	1 672	1 213	459	98,8	105,2	85,0
	Nights	3 906	2 883	1 023	100,9	100,3	102,6
County of Požega-Slavonia	Arrivals	2 473	1 886	587	121,2	127,2	105,2
	Nights	5 507	4 121	1 386	130,0	133,6	120,4
County of Slavonski Brod-Posavina	Arrivals	4 240	2 104	2 136	110,0	154,3	85,7
	Nights	7 018	3 433	3 585	127,9	182,4	99,4
County of Zadar	Arrivals	87 360	22 757	64 603	95,2	121,7	88,4
	Nights	245 197	48 936	196 261	94,3	121,5	89,3
County of Osijek-Baranja	Arrivals	13 121	8 519	4 602	106,1	105,9	106,6
	Nights	26 490	14 954	11 536	103,5	101,0	107,0
County of Šibenik-Knin	Arrivals	40 212	15 319	24 893	99,3	99,5	99,2
	Nights	108 520	31 976	76 544	101,9	102,2	101,7
County of Vukovar-Srijem	Arrivals	9 259	7 371	1 888	106,8	121,7	72,3
	Nights	16 580	12 468	4 112	108,7	120,3	84,2
County of Split-Dalmatia	Arrivals	154 687	27 417	127 270	95,0	100,0	94,0
	Nights	443 731	56 696	387 035	92,5	96,6	92,0
County of Istria	Arrivals	313 727	51 216	262 511	100,6	117,3	97,9
	Nights	982 132	111 303	870 829	98,5	111,1	97,1
County of Dubrovnik-Neretva	Arrivals	156 028	15 863	140 165	99,6	123,8	97,4
	Nights	465 687	33 843	431 844	95,7	114,7	94,5
County of Međimurje	Arrivals	8 447	4 648	3 799	116,1	110,9	123,1
	Nights	17 418	9 006	8 412	111,0	105,7	117,2
City of Zagreb	Arrivals	110 780	26 640	84 140	96,0	115,3	91,1
	Nights	213 476	44 177	169 299	95,9	107,8	93,3

## NOTES ON METHODOLOGY

### The purpose of the statistical survey

The purpose of the statistical survey Tourist Arrivals and Nights is to monitor the tourism activity realised in commercial accommodation establishments and to provide internationally comparable data in accordance with European standards for tourism statistics. The results of this survey provide the basic indicators necessary for the analysis of tourism in the Republic of Croatia. The basic indicators are the following: tourist arrivals and nights by country of residence, types of accommodation establishments, tourists by sex and age groups, mode of arrival as well as the number of rooms and permanent beds.

### Legal basis

The survey is implemented on the basis of the Official Statistics Act (NN, Nos 25/20, 155/23 and 124/25 – corr.) and Regulation (EU) No 692/2011 of the European Parliament and of the Council of 6 July 2011 concerning European statistics on tourism.

### Observation units

The observation units are all legal entities and natural persons that provide overnight accommodation services, as well as natural persons who provide hospitality services in households and on private family farms.

The Hospitality and Catering Industry Act (NN, Nos 85/15, 121/16, 99/18, 25/19, 98/19, 32/20, 42/20, 126/21 and 152/24) defines the manner and conditions under which legal entities and natural persons can provide overnight accommodation in an accommodation establishment.

### Sources and methods of data collection

The data source for the statistical survey on tourism activity (the number of tourist arrivals and nights) and accommodation capacities is the eVisitor system. The Croatian Bureau of Statistics takes over the data from the administrative source eVisitor system from the Croatian National Tourist Board on a monthly basis and further processes them statistically. Monthly data are downloaded on the seventh day of the month for the previous month.

All legal entities and natural persons that provide overnight accommodation services in an accommodation establishment, as well as natural persons who provide hospitality services in households and on private family farms, according to the Ordinance on the eVisitor system (NN, No. 43/20), check in and check out tourists via the eVisitor system, as the central electronic system for checking in and checking out tourists in the Republic of Croatia.

### Coverage and comparability

This statistical survey covers accommodation establishments that are categorised in the groups Hotels, Camping sites and Other accommodation establishments pursuant to the Hospitality and Catering Industry Act (NN, Nos 85/15, 121/16, 99/18, 25/19, 98/19, 32/20, 42/20, 126/21 and 152/24). The Minister of Tourism prescribes the types of accommodation establishments within these groups in an ordinance.

According to the Ordinance on the Classification, Categorisation and Special Standards of Accommodation Establishments in the group Hotels (NN, Nos 56/16 and 120/19), the types of accommodation establishments are the following: hotels, heritage hotels, all-suite hotels, integral hotels, diffuse hotels, special-standard hotels, spa-type accommodation, tourist resorts, tourist apartments, boarding houses and guest houses.

According to the Ordinance on the Classification and Categorisation of Accommodation Establishments in the group Camping sites (NN, Nos 75/08, 54/16, 68/19 and 120/19), the types of accommodation establishments are the following: camping sites, glamping, small camps and quickstop camping.

According to the Ordinance on the Classification and Categorisation of Accommodation Establishments in the group Other accommodation establishments (NN, Nos 54/16 and 69/17), the types of accommodation establishments are the following: rooms, apartments, studio-type suites, holiday houses, overnight accommodations, vacation establishments for children, hostels, mountain lodges, hunting lodges, pupils' homes or students' homes or akademis and Robinson-type accommodation establishments.

According to the Ordinance on the Classification and Categorisation of Establishments Providing Hospitality and Catering Services in Households (NN, Nos 9/16, 54/16, 61/16, 69/17 and 120/19), accommodation establishments in households are the following: rooms, suites, studio-type suites, holiday houses, camping sites, quickstop camping and Robinson-type accommodation (quickstop camping – Robinson-type accommodation).

According to the Ordinance on the Classification and Categorisation of Establishments Providing Hospitality and Catering Services on Private Family Farms (NN, Nos 54/16, 69/17 and 120/19), these are the following: rooms, suites, rural holiday houses, camping sites, quickstop camping and Robinson-type accommodation (quickstop camping – Robinson-type accommodation).

Pursuant to Article 29 of the Hospitality and Catering Industry Act (NN, Nos 85/15, 121/16, 99/18, 25/19, 98/19, 32/20, 42/20, 126/21 and 152/24), this statistical survey also covers organised off-site camping sites. During sports, scout, cultural/artistic and similar events as well as during organised trips in canoes and similar vessels on sea, rivers and lakes, or by bikes etc., organised off-site camping is allowed on spaces provided for it.

This statistical survey also covers the following establishments providing accommodation services: spas, inns offering accommodation services and uncategorised establishments.

Pursuant to Regulation (EU) No 692/2011 of the European Parliament and of the Council of 6 July 2011 concerning European statistics on tourism, data on tourist arrivals and nights in the Republic of Croatia according to NKD 2025, division 55, groups 55.1 Hotels and similar accommodation, 55.2 Holiday and other short-stay accommodation and 55.3 Camping grounds and recreational vehicle parks are submitted to Eurostat on a monthly basis. Data submitted for the group 55.1 Hotels and similar accommodation also include information on occupancy rates of permanent beds and rooms (net). The mentioned data are published on Eurostat's website <http://ec.europa.eu/eurostat> and are comparable to EU Member States data.

Pursuant to the Decision of the Government of the Republic of Croatia on the Introduction of Temporary Protection in the Republic of Croatia for Displaced Persons from Ukraine of 7 March 2022, the citizens of Ukraine are granted temporary protection in accordance with the Act on International and Temporary Protection (NN, Nos 70/15, 127/17, 33/23 and 17/25). Persons from Ukraine who have not requested temporary protection in the Republic of Croatia use the service of accommodation in a short-stay accommodation establishment and pay for the accommodation service. Therefore, they are registered in the eVisitor system and are considered tourists.

**The data do not include non-commercial tourist traffic** (the stay of owners, their family members, and other relatives and friends in apartments and holiday houses as well as of tourists in other establishments where accommodation service is not charged, e.g., when they are accommodated by citizens of a tourist town/municipality). Non-commercial tourist traffic is covered by a separate statistical survey.

## **Confidentiality**

Aggregate data for which there are reasons for keeping their confidentiality in line with the Official Statistics Act (NN, Nos 25/20, 155/23 and 124/25 – corr.) and Regulation (EC) No 223/2009 of the European Parliament and of the Council of 11 March 2009 on European statistics are treated as confidential and are not published.

## **Definitions**

**Tourism** means the activity of visitors taking a trip to or staying in a main destination outside their usual environment for less than a year, for the purposes of leisure, business or other personal purposes other than to be employed by a resident entity in the place visited.

**eVisitor** is the central electronic system for checking in and checking out tourists that serves to link all tourist boards in the Republic of Croatia. It is available via internet with no need for any additional software installations.

The tourist registry in the eVisitor system is kept separately for each individual legal entity and natural person offering accommodation services as part of the hospitality and catering activity (boarding houses, hotels, hostels, etc.), or on a sea vessel as part of nautical tourism (charter, cruising), as well as accommodation services in households and rural households.

Checking in and checking out of the tourists who are entered into the eVisitor system is authorised on the basis of a secure access to the eVisitor authentication protocol which ensures the conditions for a safe and correct electronic check-in and check-out.

Establishing and running the eVisitor system is the responsibility of the Croatian National Tourist Board (CNTB).

**CNTB** is a national tourist organisation founded in order to create and promote the identity and reputation of Croatian tourism, to plan and implement a common strategy and concept of its promotion, to propose and perform promotional activities of mutual interest for all entities in tourism in the country and abroad, as well as to raise the overall quality of the entire tourist offer in the Republic of Croatia. The head office of the CNTB is situated in Zagreb. The duties of the President of the Croatian National Tourist Board are undertaken by the Minister of Tourism and Sport.

**Tourist** is any person who, outside his/her place of usual residence, spends at least one night in a hotel or some other tourist accommodation establishment for reasons of rest, recreation, health, study, sport, religion, family, business, public missions or meetings. Excluded are persons residing at a place for longer than 12 consecutive months, persons whose main reason for visiting is an activity that is financed from the place of visit, persons who travel to their work place or an education institution on a daily or weekly basis, persons coming into or going out of the country as migrants, frontier workers, diplomats, consular representatives and military force members on their regular duties, displaced persons, nomads and persons in transit.

**Domestic tourist** is any person permanently residing in the Republic of Croatia who spends at least one night in a hotel or some other tourist accommodation establishment outside his/her place of permanent residence.

**Foreign tourist** is any person permanently residing outside the Republic of Croatia who temporarily resides in the Republic of Croatia and who spends at least one night in a hotel or some other tourist accommodation establishment.

**Tourist arrival** is the number of persons (tourists) who were registered and stayed overnight in an accommodation establishment. Consequently, in case tourists change the accommodation establishment they stay in, they are re-registered, which results in data ambiguity. Statistics thus registers the number of tourist arrivals and not the number of tourists.

**Tourist nights** refer to every registered overnight stay of a person (tourist) in an accommodation establishment.

**Residence** is the place where a person settles with the intention of a permanent stay.

**Age group of tourists** is presented according to the years of age at the time of stay in a tourist accommodation establishment.

**Accommodation capacities** are presented as the number of rooms, apartments and camping sites, and the number of permanent beds. The application of the Regulation (EU) No 692/2011 of the European Parliament and of the Council of 6 July 2011 concerning European statistics on tourism means that the capacity of an accommodation establishment presented is taken over from the month when it reached its maximum.

**Permanent beds** are those that are regularly available to guests.

**Occupancy rate of permanent beds (net)** in the reference period is obtained by dividing the total number of nights by the number of beds on offer and the number of days when the beds were actually available for use during the reference period. The data are expressed as a percentage.

**Occupancy rate of bedrooms (net)** in the reference period is obtained by dividing the total number of bedrooms used during the reference period by the number of bedrooms available for use during the reference period. The data are expressed as a percentage.

**Division 55 of NKD 2025** includes the provision of short-stay accommodation services to tourists. Particular units may only provide accommodation services, while others may combine the services of accommodation, catering and/or recreation equipment. Tourist accommodation establishments listed in this division are broken down into four groups.

Group 55.1 Hotels and similar accommodation includes the following types of accommodation establishments: hotels, heritage hotels, all-suite hotels, integral hotels, diffuse hotels, spa-type accommodation, special-standard hotels, tourist resorts, tourist apartments, boarding houses and guest houses.

Group 55.2 Holiday and other short-stay accommodation includes rooms, apartments, studio-type suites, summer houses, rural summer houses, hostels, spas, overnight accommodation, vacation establishments for children, inns offering accommodation services, mountain lodges, hunting lodges, pupils' homes or students' homes and Robinson-type accommodation establishment.

Group 55.3 Camping grounds and recreational vehicle parks include camping sites, glamping, small camps, quickstop camping, quickstop camping in households – Robinson-type accommodation, quickstop camping on private family farms – Robinson-type accommodation, and organised off-site camping sites.

Group 55.9 Other accommodation includes uncategorised establishments.

## **Territorial constitution**

Data by counties, cities and municipalities are given by the territorial constitution according to the Act on the Territories of Counties, Towns and Municipalities in the Republic of Croatia (NN, Nos 86/06, 125/06, 16/07, 95/08, 46/10, 145/10, 37/13, 44/13, 45/13 and 110/15).

## **Abbreviations**

EC	European Community
EU	European Union
Eurostat	Statistical Office of the European Union
NKD 2025	National Classification of Activities, 2025 version
NN	Narodne novine, official gazette of the Republic of Croatia
USA	United States of America

**Published by the Croatian Bureau of Statistics, Zagreb, Ilica 3, P. O. B. 80**

Phone: (+385 1) 48 06 111

Press corner: [press@dzs.hr](mailto:press@dzs.hr)

Persons responsible:

Edita Omerzo, Director of Spatial Statistics Directorate

Lidija Brković, Director General

Prepared by:

Ivana Brozović and Kristina Baluban

**USERS ARE KINDLY REQUESTED TO STATE THE SOURCE.**

Customer Relations and Data Protection Department

Information and user requests

Phone: (+385 1) 48 06 138, 48 06 154, 48 06 115

E-mail: [stat.info@dzs.hr](mailto:stat.info@dzs.hr)

Subscription

Phone: (+385 1) 21 00 455

E-mail: [prodaja@dzs.hr](mailto:prodaja@dzs.hr)