

## First Release

Year: LXI.

Zagreb, 25 October 2024

GRAD-2024-1-3

ISSN 1334-0557



# CONSTRUCTION WORKS, 2023

## Annual Report on Construction Works in the Republic of Croatia, Legal Entities Employing Five or More Persons<sup>1)</sup>

In 2023, legal entities employing five or more persons engaged in construction activities had on average 7.2% more workers on sites and 7.2% more working hours done on sites than in 2022.

In 2023, the value of construction works done by workers on sites increased by 35.7%, as compared to 2022.

By types of constructions, 57.7% of the total works were done on buildings and 42.3% on civil engineering works.

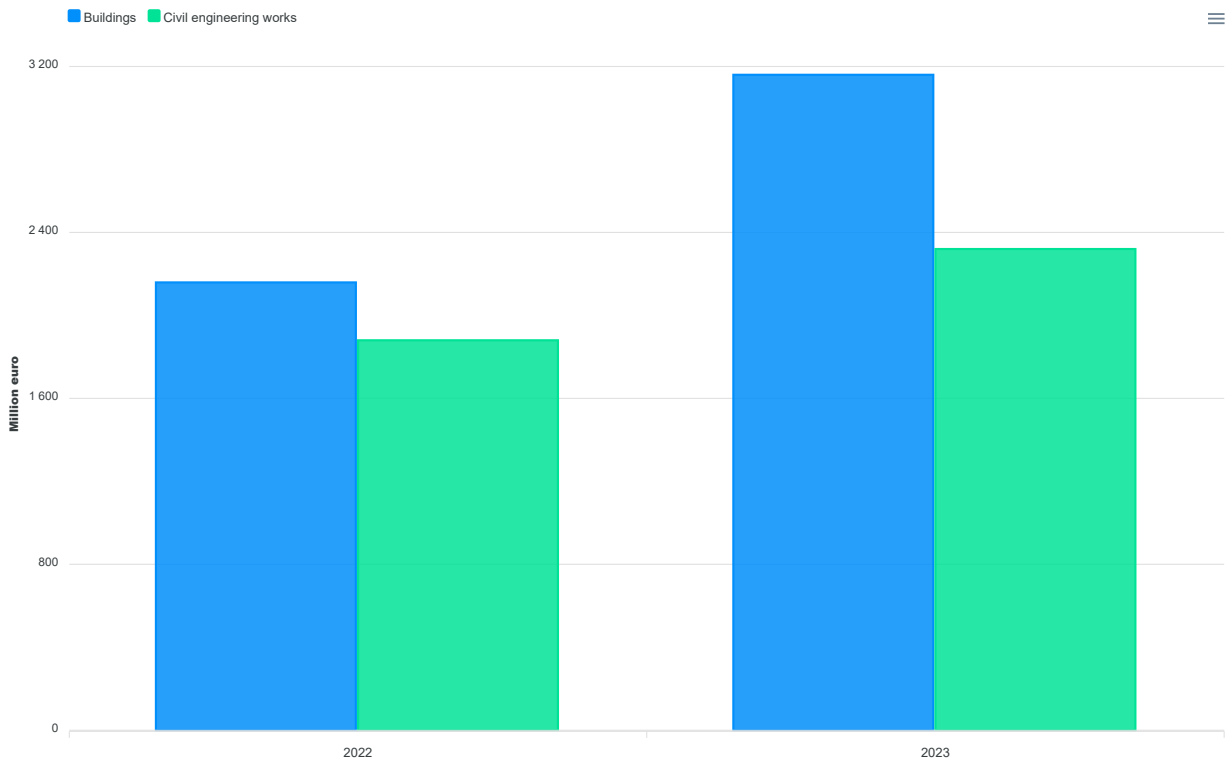
By types of works, 55.7% of the total works were done on new constructions and 44.3% on reconstructions, adaptations, repairs and maintenance works.

1) Construction works done with own workers (without sub-contractor works).

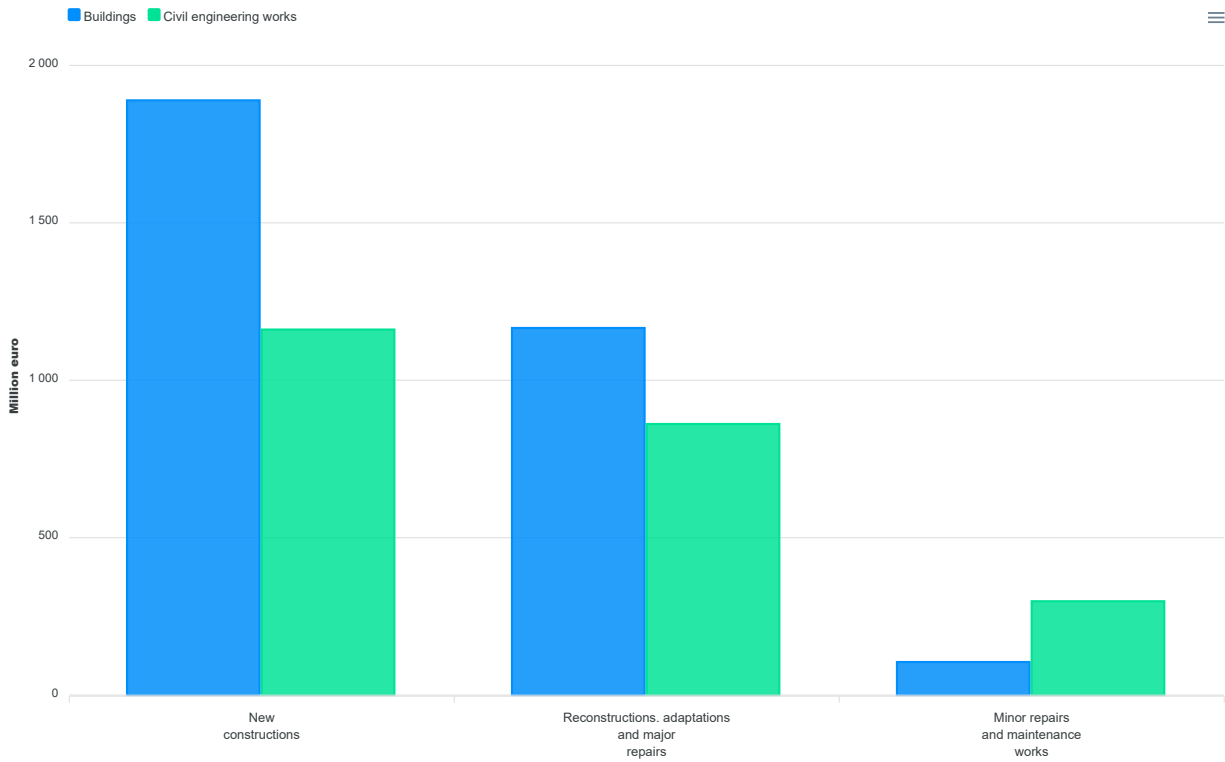
### 1 CONSTRUCTION WORKS, LEGAL ENTITIES EMPLOYING FIVE OR MORE PERSONS

	Average number of workers on sites	Hours done on sites, '000 hours	Value of construction works done, thousand euro				
			Total	By types of constructions		By types of works	
				Buildings	Civil engineering works	New constructions	Other works
2022	58 454	108 311	4 038 781	2 159 042	1 879 739	2 403 740	1 635 041
2023	62 655	116 117	5 480 076	3 160 532	2 319 544	3 049 938	2 430 138
Indices 2023 2022	107,2	107,2	135,7	146,4	123,4	126,9	148,6

### G-1 VALUE OF CONSTRUCTION WORKS DONE, BY TYPES OF CONSTRUCTIONS, 2022 AND 2023



### G-2 VALUE OF CONSTRUCTION WORKS DONE, BY TYPES OF WORKS, 2023



## 2 VALUE OF CONSTRUCTION WORKS DONE, BY TYPES OF CONSTRUCTIONS, 2023

	Total	Value of construction works done, by types of constructions							
		Buildings			Civil engineering works				
		Total	Residential	Non-residential	Total	Transport infrastructure	Pipelines, communication and electricity lines	Complex constructions on industrial sites	Other civil engineering works
Value of construction works done, thousand euro	5 480 076	3 160 532	1 187 910	1 972 622	2 319 544	1 367 861	753 160	122 464	76 059
Composition, %	100,0	57,7	21,7	36,0	42,3	25,0	13,7	2,2	1,4
Indices, 2021 = 100	135,7	146,4	134,3	154,8	123,4	131,5	113,3	127,6	96,0

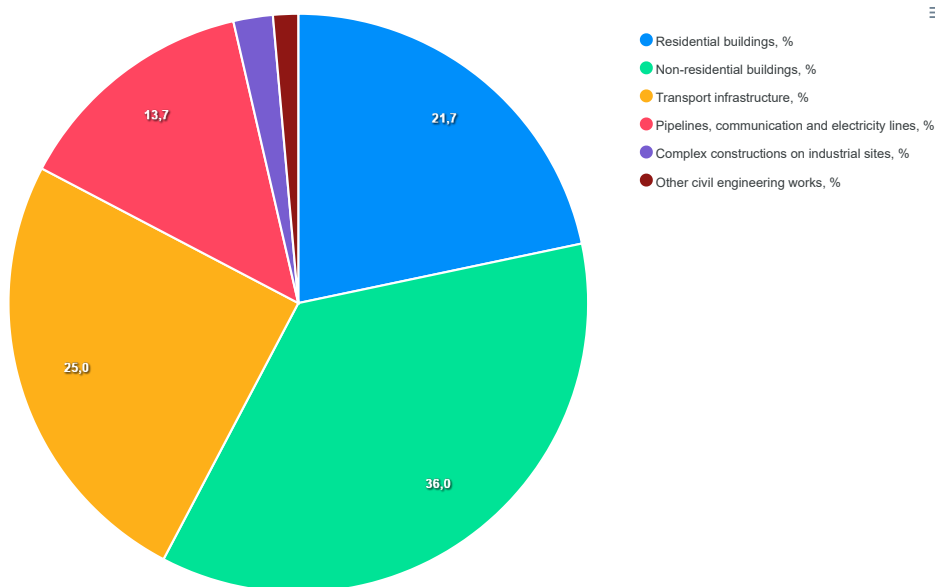
## 3 VALUE OF CONSTRUCTION WORKS DONE, BY TYPES OF WORKS, 2023

	Total	Value of construction works done, by types of works		
		New constructions	Other works	
			Reconstructions, adaptations and major repairs	Minor repairs and maintenance works
Thousand euro	5 480 076	3 049 938	2 027 487	402 651
Composition, %	100,0	55,7	37,0	7,3
Indices, 2021 = 100	135,7	126,9	157,7	115,3

### Value of construction works done, by types of constructions, thousand euro

On buildings	3 160 532	1 888 696	1 166 714	105 122
Residential buildings	1 187 910	925 226	221 669	41 015
Non-residential buildings	1 972 622	963 470	945 045	64 107
On civil engineering works	2 319 544	1 161 242	860 773	297 529
Transport infrastructure	1 367 861	523 201	599 609	245 051
Pipelines, communication and electricity lines	753 160	506 581	219 011	27 568
Complex construction on industrial sites	122 464	83 220	21 885	17 359
Other civil engineering works	76 059	48 240	20 268	7 551

## G-3 VALUE OF CONSTRUCTION WORKS DONE, BY TYPES OF CONSTRUCTIONS, 2023



#### 4 VALUE OF CONSTRUCTION WORKS DONE, ACCORDING TO NKD 2007<sup>1)</sup>, 2023

Divisions and groups in section F Construction	Value of construction works done with own workers			
	By activity of enterprises or parts thereof		By types of works	
	Thousand euro	Composition, %	Thousand euro	Composition, %
Total	5 480 076	100,0	5 480 076	100,0
Construction of buildings	2 002 651	36,5	1 560 383	28,5
Development of building projects	35 792	0,6	32 306	0,6
Construction of residential and non-residential buildings	1 966 859	35,9	1 528 077	27,9
Civil engineering	1 773 135	32,4	2 060 790	37,6
Construction of roads and railways	983 421	18,0	1 062 755	19,4
Construction of utility projects	464 701	8,5	669 746	12,2
Construction of other civil engineering projects	325 013	5,9	328 289	6,0
Specialised construction activities	1 704 290	31,1	1 858 903	33,9
Demolition and site preparation	178 873	3,3	196 540	3,6
Electrical, plumbing and other construction installation activities	925 263	16,9	798 326	14,5
Building completion and finishing	342 127	6,2	475 164	8,7
Other specialised construction activities	258 027	4,7	388 873	7,1

1) Decision on the National Classification of Activities – NKD 2007 (NN, Nos 58/07 and 72/07).

#### 5 VALUE OF CONSTRUCTION WORKS DONE, BY COUNTIES, 2023

Thousand euro

County of	Total	Buildings		Civil engineering works			
		Residential buildings	Non-residential buildings	Transport infrastructure	Pipelines, communication and electricity lines	Complex constructions on industrial sites	Other civil engineering works
Republic of Croatia	5 480 076	1 187 910	1 972 622	1 367 861	753 160	122 464	76 059
Zagreb	805 613	98 481	340 358	262 327	89 954	6 285	8 208
Krapina-Zagorje	112 134	8 902	48 954	39 842	11 706	796	1 934
Sisak-Moslavina	320 157	51 348	110 651	103 010	47 665	6 906	577
Karlovac	167 744	13 437	64 025	38 760	40 148	1 581	9 793
Varaždin	137 102	19 883	63 364	32 829	15 958	3 266	1 802
Koprivnica-Križevci	212 654	8 401	32 470	104 301	64 363	2 216	903
Bjelovar-Bilogora	78 571	9 282	42 638	19 129	4 707	2 071	744
Primorje-Gorski kotar	338 916	80 637	96 931	79 833	63 290	15 257	2 968
Lika-Senj	99 394	10 173	12 387	39 346	27 997	8 452	1 039
Virovitica-Podravina	60 334	2 763	12 165	19 309	14 486	11 556	55
Požega-Slavonia	36 326	2 693	16 877	12 237	3 743	771	5
Slavonski Brod-Posavina	90 887	7 792	22 310	52 709	3 129	4 659	288
Zadar	334 173	96 841	98 395	49 080	64 962	18 790	6 105
Osijek-Baranja	272 416	42 617	90 841	85 064	42 701	2 506	8 687
Šibenik-Knin	106 206	32 916	25 803	22 926	15 908	7 908	745
Vukovar-Srijem	109 027	9 626	39 877	43 476	15 512	72	464
Split-Dalmatia	531 816	169 025	155 950	118 025	68 243	10 591	9 982
Istria	357 582	123 310	100 158	74 558	43 850	3 149	12 557
Dubrovnik-Neretva	174 156	41 290	48 341	40 105	39 728	152	4 540
Međimurje	86 312	12 493	29 449	18 048	14 072	11 792	458
City of Zagreb	1 037 288	346 000	520 678	105 590	57 948	2 867	4 205
Unclassified <sup>1)</sup>	11 268	-	-	7 357	3 090	821	-

1) Construction spreading out to territories of two or more counties.

## NOTES ON METHODOLOGY

### Sources and methods of data collection

Data on construction presented in this First Release are collected through reporting methods using the Annual Report on Construction Works (GRAD-12 form).

### Coverage and comparability

The Annual Report on Construction Works is collected for legal entities and parts thereof employing five or more persons classified in the Statistical Business Register according to the National Classification of Economic Activities under section F – Construction.

Coverage of construction activities is harmonised with section F – Construction in the NKD 2007 (NN, Nos 58/07 and 72/07) and data on types of constructions are classified according to the Classification of Types of Constructions – KVG (NN, No. 11/98). This Classification is harmonised with classifications prescribed by the Statistical Office of the European Union (NACE Rev. 2, Classification of Types of Constructions – CC, final version).

Data refer to all construction works done on the territory of the Republic of Croatia.

### Definitions

Value of construction works done is presented in current prices and includes work really done during the reporting year, irrespective of whether they are paid for or not.

Value of construction works done includes the value of work, building material, complete units and structures, propulsion material and electricity, expenses of using construction machinery and equipment and other expenses relating to the work.

Value of construction works done excludes works subcontracted to others in order to avoid the duplicity in presenting works, value added tax, costs of purchase of the land, project cost, surveying of land and supervising of services.

**Constructions** are structures connected with the ground, for which construction works are carried out, and which are made of construction materials and components.

**Buildings** are permanent constructions covered with roof and closed with outer walls. They are built as separate useful units that protect from weather and other conditions, intended for dwelling, performing of a certain activity or for placing and keeping of animals, goods, equipment used in various industrial activities and services etc. Buildings are also constructions covered with roof but without (all) walls, e.g. porches, and underground constructions, e.g. underground shelters, underground garages, underground shopping centres and other business premises in subways etc.

**Residential buildings** are constructions in which 50% or more of useful floor area is intended for dwelling purposes.

**Non-residential buildings** are constructions without a dwelling area, or in which less than 50% of the overall useful floor area is used for dwelling purposes.

**Civil engineering works** are all constructions not classified under buildings, e.g., roads, railways, pipelines, bridges, dams, constructions intended for sport and recreation, etc.

**New construction works** include building of a new construction on sites where either no construction existed before, or it existed, but was removed. It also includes complete reconstruction of buildings (ruined in war, elementary disasters, old age etc.) of which only facades are retained but internal ceilings and walls are entirely fallen in.

**Reconstructions and adaptations** include construction works that essentially change the structure of an existing construction in order to increase its capacity or achieve better quality of construction, to adjust it to a new purpose, extend its expected life span etc.

Value of extensions and additional construction works are presented together with works on new constructions if the new residential or business entirety is concerned.

**Major repairs** are construction works that comprise renewal (replacement) of significant dilapidated parts of a construction without changing its structural system, size, capacity, use or the arrangement of rooms.

**Minor repairs and maintenance works** are construction works performed periodically in order to maintain the usable condition of a construction.

### Abbreviations

NACE	Statistical Classification of Economic Activities in the European Community
NKD 2007	National Classification of Activities, 2007 version
NN	Narodne novine, official gazette of the Republic of Croatia
'000	thousand

### Symbols

- no occurrence

**Published by the Croatian Bureau of Statistics, Zagreb, Ilica 3, P. O. B. 80**

Phone: (+385 1) 48 06 111

Press corner: [press@dzs.hr](mailto:press@dzs.hr)

Persons responsible:

Milenka Primorac Čačić, Director of Business Statistics Directorate

Lidija Brković, Director General

Prepared by:

Srećko Palej i Ana Šuler Sinković

**USERS ARE KINDLY REQUESTED TO STATE THE SOURCE.**

Customer Relations and Data Protection Department

Information and user requests

Phone: (+385 1) 48 06 138, 48 06 154, 48 06 115

E-mail: [stat.info@dzs.hr](mailto:stat.info@dzs.hr)

Subscription

Phone: (+385 1) 21 00 455

E-mail: [prodaja@dzs.hr](mailto:prodaja@dzs.hr)