

UČENIČKI I STUDENTSKI DOMOVI U ŠK./AK. G. 2020./2021.

BOARDING HOMES FOR PUPILS AND STUDENTS, 2020/2021 SCHOOL/ACADEMIC YEAR

Učenički domovi

U školskoj godini 2020./2021. radilo je 57 učeničkih domova sa 7 106 korisnika.

Od ukupnog broja korisnika učeničkih domova, 92,8% pohađalo je srednju školu, a 7,2% visoko učilište. Udio učenica odnosno studentica bio je 58,9%.

Od ukupnog broja zaposlenih, 26,9% bili su odgojitelji, 8,1% zdravstveno i drugo stručno osoblje, a 65,0% administrativno i ostalo osoblje. Udio žena bio je 73,3%.

Studentski domovi

U akademskoj godini 2020./2021. radila su 24 studentska doma.

U studentskim domovima u akademskoj godini 2020./2021. bilo je smješteno 12 467 studenata, dok je broj studenata koji nisu primljeni zbog popunjenoga kapaciteta bio 4 438. Udio studentica korisnica studentskih domova bio je 60,5%.

U akademskoj godini 2020./2021. u studentskim domovima bilo je 327 zaposlenika. Udio žena bio je 68,8%.

Boarding homes for pupils

In the 2020/2021 school year, there were 57 active boarding homes for pupils that accommodated 7 106 beneficiaries.

Out of the total number of children and youth placed in boarding homes, 92.8% attended upper secondary schools and 7.2% institutions of higher education. The share of female pupils and students was 58.9%.

Out of the total number of persons in employment, 26.9% were educational teachers, 8.1% medical and other professional staff and 65.0% administrative and other staff. The share of women was 73.3%.

Boarding homes for students

In the 2020/2021 academic year, there were 24 active students' boarding homes.

In the 2020/2021 academic year, there were 12 467 students placed in students' boarding homes, while the number of students who were not admitted due to full capacity amounted to 4 438. The share of female students was 60.5%.

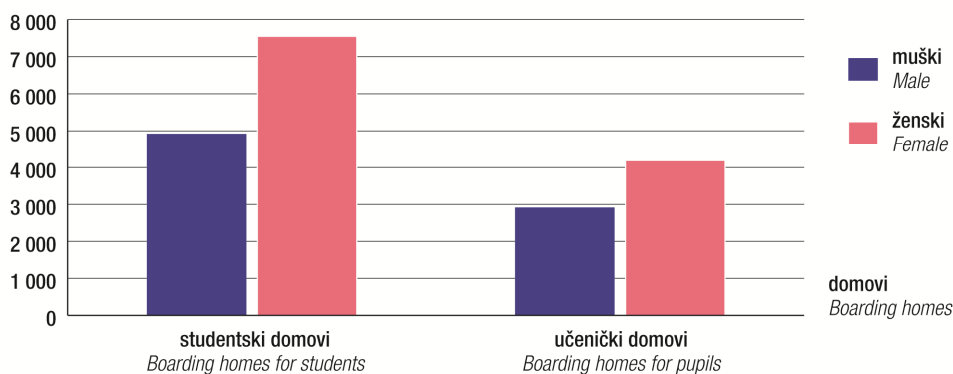
In the 2020/2021 academic year, 327 persons were employed in students' boarding homes. The share of women was 68.8%.

1. UČENICI I STUDENTI, KORISNICI UČENIČKIH/STUDENTSKIH DOMOVA, PREMA ŠKOLI/VISOKOM UČILIŠTU KOJU/KOJE POHAĐAJU I SPOLU U ŠKOLSKOJ/AKADEMSKOJ GODINI 2020./2021.

PUPILS AND STUDENTS, BENEFICIARIES OF PUPILS'/STUDENTS' BOARDING HOMES, BY EDUCATIONAL INSTITUTION THEY ATTENDED AND BY SEX, 2020/2021 SCHOOL/ACADEMIC YEAR

	Korisnici Beneficiaries			Škola koju pohađaju Institution they attended		Broj učenika/studenata koji nisu primljeni u dom zbog popunjenoga kapaciteta Number of pupils/students not placed to boarding home due to full occupancy	
	ukupno Total	muški Male	ženski Female	srednja škola Upper secondary school	visoko učilište Institution of higher education		
Ukupno	19 573	7 835	11 738	6 595	12 976	4 989	Total
Učenički domovi	7 106	2 916	4 190	6 595	509	551	Boarding homes for pupils
Studentski domovi	12 467	4 919	7 548	-	12 467	4 438	Boarding homes for students

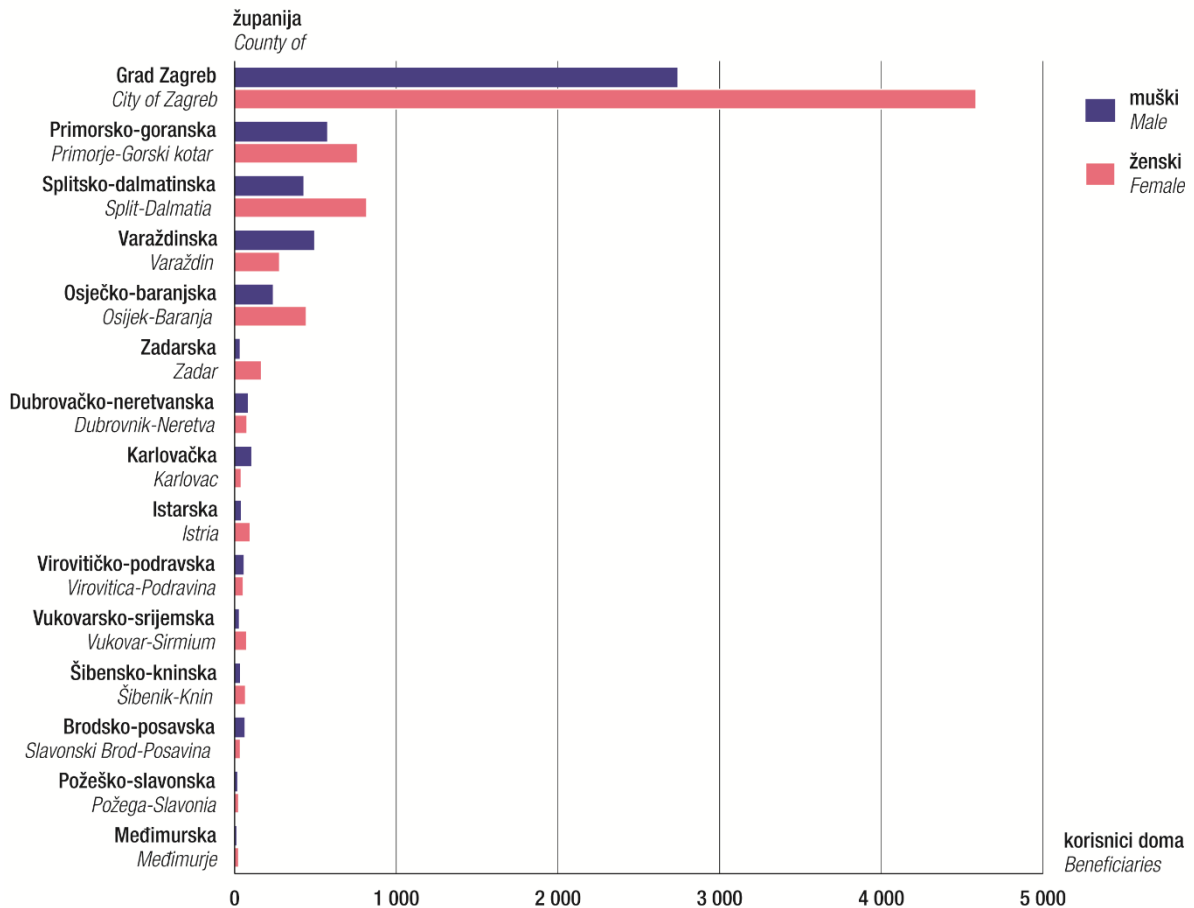
G-1. UČENICI/STUDENTI SMJEŠTENI U DOMOVE PREMA SPOLU U ŠK./AK. G. 2020./2021.
PUPILS/STUDENTS PLACED IN BOARDING HOMES, BY SEX, 2020/2021 SCHOOL/ACADEMIC YEAR



2. STUDENTSKI DOMOVI, KORISNICI I ZAPOSLENICI PO ŽUPANIJAMA I PREMA SPOLU U AKADEMSKOJ GODINI 2020./2021.
STUDENTS' BOARDING HOMES, BENEFICIARIES AND PERSONS IN EMPLOYMENT, BY COUNTIES AND BY SEX, 2020/2021 ACADEMIC YEAR

Županija	Domovi Boarding homes	Korisnici Beneficiaries			Zaposlenici Persons in employment			County of
		ukupno Total	muški Male	ženski Female	ukupno Total	muški Male	ženski Female	
Republika Hrvatska	24	12 467	4 919	7 548	327	102	225	Republic of Croatia
Karlovačka	1	145	104	41	9	4	5	Karlovac
Varaždinska	1	769	491	278	17	5	12	Varaždin
Primorsko-goranska	2	1 332	572	760	18	2	16	Primorje-Gorski kotar
Virovitičko-podravska	1	108	55	53	1	1	0	Virovitica-Podravina
Požeško-slavonska	1	40	15	25	2	1	1	Požega-Slavonia
Brodsko-posavska	1	97	61	36	11	3	8	Slavonski Brod-Posavina
Zadarska	1	197	31	166	9	5	4	Zadar
Osječko-baranjska	3	680	236	444	25	8	17	Osijek-Baranja
Šibensko-kninska	2	101	33	68	11	3	8	Šibenik-Knin
Vukovarsko-srijemska	1	101	26	75	3	1	2	Vukovar-Sirmium
Splitsko-dalmatinska	3	1 242	425	817	51	16	35	Split-Dalmatia
Dubrovačko-neretvanska	1	158	81	77	33	17	16	Dubrovnik-Neretva
Istarska	1	136	39	97	8	5	3	Istria
Međimurska	1	36	11	25	2	0	2	Međimurje
Grad Zagreb	4	7 325	2 739	4 586	127	31	96	City of Zagreb

G-2. STUDENTI SMJEŠTENI U STUDENTSKE DOMOVE PO ŽUPANIJAMA I PREMA SPOLU U AKADEMSKOJ GODINI 2020./2021.
STUDENTS PLACED IN BOARDING HOMES FOR STUDENTS, BY COUNTIES AND BY SEX, 2020/2021 ACADEMIC YEAR



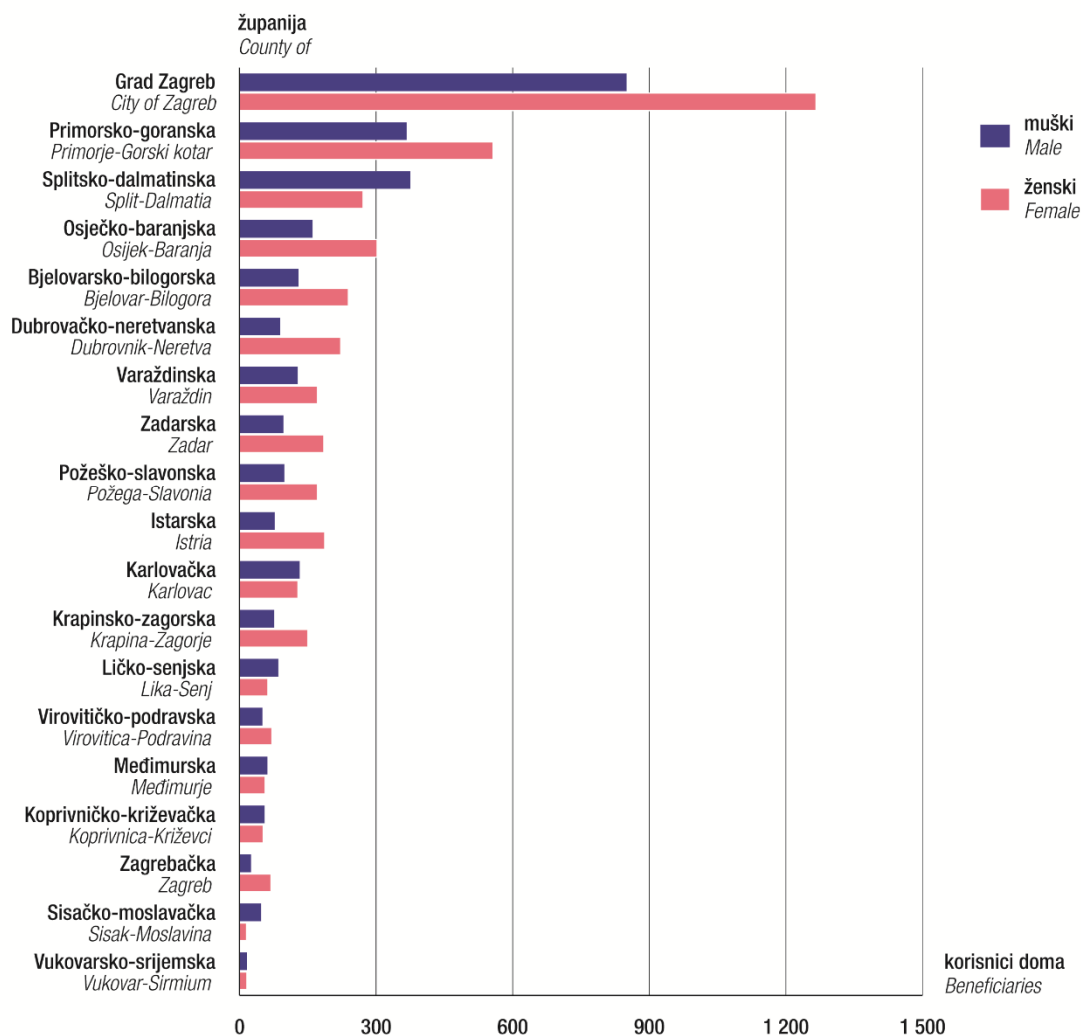
3. UČENIČKI DOMOVI, KORISNICI (UČENICI/STUDENTI) I ZAPOSLENICI PO ŽUPANIJAMA I PREMA SPOLU U ŠKOLSKOJ GODINI 2020./2021.
PUPILS' BOARDING HOMES, BENEFICIARIES (PUPILS /STUDENTS) AND PERSONS IN EMPLOYMENT, BY COUNTIES AND BY SEX, 2020/2021 SCHOOL YEAR

Županija	Domovi Boarding homes	Korisnici Beneficiaries			Zaposlenici Persons in employment						County of
		ukupno Total	muški Male	ženski Female	ukupno Total	žene Women	odgojitelji Educational teachers	zdravstveno osoblje Medical staff	ostalo stručno osoblje ¹⁾ Other professional staff ¹⁾	administrativno i ostalo osoblje Administrative and other staff	
Republika Hrvatska	57	7 106	2 916	4 190	1 387	1 016	373	32	80	902	Republic of Croatia
Zagrebačka	1	94	25	69	24	18	5	-	2	17	Zagreb
Krapinsko-zagorska	2	226	76	150	46	36	15	1	2	28	Krapina-Zagorje
Sisačko-moslavačka	1	62	47	15	14	11	3	-	1	10	Sisak-Moslavina
Karlovačka	3	260	132	128	62	47	15	-	5	42	Karlovac
Varaždinska	2	299	128	171	51	36	16	1	2	32	Varaždin
Koprivničko-križevačka	1	107	55	52	22	15	6	1	1	14	Koprivnica-Križevci
Bjelovarsko-bilogorska	2	368	129	239	56	42	16	1	4	35	Bjelovar-Bilogora
Primorsko-goranska	7	924	367	557	186	130	54	4	10	118	Primorje-Gorski kotar
Ličko-senjska	3	147	85	62	33	23	9	-	2	22	Lika-Senj
Virovitičko-podravska	1	121	50	71	25	18	7	2	1	15	Virovitica-Podravina
Požeško-slavonska	2	269	98	171	42	29	7	1	3	31	Požega-Slavonia
Zadarska	1	281	96	185	38	24	11	1	1	25	Zadar
Osječko-baranjska	4	462	160	302	77	57	25	1	5	46	Osijek-Baranja
Vukovarsko-srijemska	1	32	16	16	20	13	5	-	2	13	Vukovar-Sirmium
Splitsko-dalmatinska	4	646	375	271	106	84	28	3	4	71	Split-Dalmatia
Istarska	2	264	77	187	54	42	15	2	4	33	Istria
Dubrovačko-neretvanska	3	311	89	222	70	57	18	0	5	47	Dubrovnik-Neretva
Međimurska	2	117	61	56	40	25	10	1	4	25	Međimurje
Grad Zagreb	15	2 116	850	1 266	421	309	108	13	22	278	City of Zagreb

1) Pedagog, psiholog, defektolog i socijalni radnik

1) Pedagogue, psychologist, special education teacher and social worker.

G-3. UČENICI/STUDENTI SMJEŠTENI U UČENIČKE DOMOVE PO ŽUPANIJAMA I PREMA SPOLU U ŠK. G. 2020./2021.
PUPILS/STUDENTS PLACED IN BOARDING HOMES, BY COUNTIES AND BY SEX, 2020/2021 SCHOOL YEAR



METODOLOŠKA OBJAŠNJENJA

Izvori i metode prikupljanja podataka

Podaci su rezultat godišnje obrade podataka, prikupljenih obrascem Godišnji izvještaj učeničkih i studentskih domova (obrazac ŠD), a ispunjavaju ga učenički i studentski domovi prema stanju na dan 31. ožujka tekuće školske/akademske godine.

Obuhvat i usporedivost

Statističkim istraživanjem obuhvaćeni su učenički i studentski domovi u Republici Hrvatskoj. Podaci su usporedivi s podacima iz prethodnih godina.

Definicije i objašnjenja

Učenički dom jest ustanova koja pruža smještaj i prehranu učenicima za vrijeme školovanja te organizira i odgojno-obrazovni rad, kulturne i druge aktivnosti učenika.

Pravo na smještaj i hranu u učeničkom domu imaju po pravilu redoviti učenici, a ostvaruje se na osnovi uspjeha u prethodnom obrazovanju i materijalnom položaju učenika i njegovih roditelja, staratelja i slično.

Na nepopunjena mjesta učenički dom može primiti i studente visokih učilišta te polaznike drugih škola, seminara i tečajeva ako to ne ometa redoviti odgojni rad i život u učeničkom domu.

NOTES ON METHODOLOGY

Sources and methods of data collection

Data are the result of annual processing of data collected on the Annual Report on Boarding Homes for Pupils and Students (ŠD form), filled in by boarding homes for pupils and students according to the situation as on 31 March of the current school/academic year.

Coverage and comparability

The statistical survey cover boarding homes for pupils and students located on the territory of the Republic of Croatia. Data are comparable to the data from previous years.

Definitions and explanations

Pupils' boarding homes are institutions that provide food and lodging for pupils during their study and organise educational work, cultural and other pupils' activities.

As a rule, only regular pupils are entitled to food and lodging and they can get it based on their previous education achievements and economic situation of pupils and their parents, guardians etc.

Vacancies in boarding homes may also be filled with students from institutions of higher education and pupils from other schools, seminars and courses, as long as this does not interfere with regular education

work and life in a boarding home.

Studentski dom osigurava smještaj studentima visokih učilišta za vrijeme studija. Studentima, osim smještaja, može biti osigurana i prehrana.

Students' boarding homes are institutions that provide food and lodging for students during their study. Besides accommodation, meals can be provided.

U tablicama 2. i 3. prikazane su samo županije u kojima se nalaze studentski, odnosno učenički domovi.

Tables 2. and 3. present only counties in which there are boarding homes for students or pupils.

Teritorijalni ustroj

Podaci po županijama prikazani su prema Zakonu o područjima županija, gradova i općina u Republici Hrvatskoj (NN, br. 86/06., 125/06., 16/07., 95/08., 46/10., 145/10., 37/13., 44/13., 45/13. i 110/15.) sa stanjem 31. prosinca 2019.

Territorial constitution

Data on counties are presented according to the Act on Territories of Counties, Towns and Municipalities in the Republic of Croatia (NN, Nos. 86/06, 125/06, 16/07, 95/08, 46/10, 145/10, 37/13, 44/13, 45/13 and 110/15) with the situation as on 31 December 2019.

Kratice

ak. g. akademska godina
NN Narodne novine
šk. g. školska godina

Abbreviations

NN Narodne novine, official gazette of the Republic of Croatia

Znakovi

- nema pojave

Symbols

- no occurrence

Objavljuje Državni zavod za statistiku Republike Hrvatske, Zagreb, Ilica 3, p. p. 80.
Published by the Croatian Bureau of Statistics, Zagreb, Ilica 3, P. O. B. 80
Telefon/ Phone: +385 (0) 1 4806-111, telefaks/ Fax: +385 (0) 1 4817-666
Novinarski upiti/ Press corner: press@dzs.hr

Odgovorne osobe:
Persons responsible:

Dubravka Rogić Hadžalić, načelnica Sektora demografskih i društvenih statistika
Dubravka Rogić Hadžalić, Director of Demographic and Social Statistics Directorate

Lidija Brković, glavna ravnateljica
Lidija Brković, Director General

Priredile: Marija Gojević i Ana Šojat
Prepared by: Marija Gojević and Ana Šojat

MOLIMO KORISNIKE DA PRI KORIŠTENJU PODATAKA NAVEDU IZVOR.
USERS ARE KINDLY REQUESTED TO STATE THE SOURCE.

Služba za odnose s korisnicima i zaštitu podataka
Customer Relations and Data Protection Department

Informacije i korisnički zahtjevi
Information and user requests

Pretplata publikacija
Subscription

Telefon/ Phone: +385 (0) 1 4806-138, 4806-154
Elektronička pošta/ E-mail: stat.info@dzs.hr
Telefaks/ Fax: +385 (0) 1 4806-148

Telefon/ Phone: +385 (0) 1 4806-115
Elektronička pošta/ E-mail: prodaja@dzs.hr
Telefaks/ Fax: +385 (0) 1 4806-148