



STUDENTS ENROLLED ON UNIVERSITY SPECIALIST STUDY, 2022/2023 ACADEMIC YEAR

In the 2022/2023 academic year, the total of 2 199 students were enrolled on university specialist studies.

Out of the total number of students, 79.5% were enrolled at the University of Zagreb, 8.5% at the University of Osijek, 6.9% at the University of Rijeka, 2.5% at the University of Split, 1.8% at the Libertas International University, 0.5% at the University of Slavonski Brod and 0.3% at the University of Pula.

More women than men among students enrolled on university specialist studies

The share of women in the total number of students was 1 489 (67.7%). Observing by individual university, the University of Osijek had the highest share of female students (73.4%), followed by the Libertas International University (71.8%), the University of Split (69.6%), the University of Zagreb (69.1%), the University of Rijeka (49.0%) and the University of Pula (33.3%). There were no enrolled female students at the University of Slavonski Brod.

Social sciences – the most often chosen field of university specialist studies

Regarding the scientific and artistic fields of studies, the most often chosen was the field of Social sciences (44.0%) and Biomedicine and health (38.0%). Among less chosen fields there were Engineering (9.6%), Interdisciplinary fields of science (5.0%), Biotechnical sciences (1.3%), Artistic field (1.2%), Natural sciences (0.8%) and Humanities (0.1%).

The largest number of students enrolled on university specialist studies was classified in the 30 to 34 age group

According to five-year age groups, the largest number of students was classified in the 30 – 34 age group (27.2%) and the smallest one in the under-24 age group (1.0%). There were 24.1% of students in the 25 – 29 age group, 18.4% in the 35 – 39 age group, 15.0% in the 40 – 44 age group, 8.4% in the 45 – 49 age group, 4.0% in the 50 – 54 age group and 1.9% in the 55-and-over age group.

By place of usual residence, 97.2% of students were residents of the Republic of Croatia and 2.8% were residents of other countries. By citizenship, out of the total number of students, 97.6% were the citizens of the Republic of Croatia and 2.4% of foreign countries. Out of the total number of Croatian citizens, 94.4% had previously graduated in the Republic of Croatia and 5.6% in other countries.

The largest number of students enrolled on university specialist studies employed in Human health and social work activities

Out of the total number of students, 98.4% were employed and 1.6% unemployed. Out of the total number of employed students, the largest number was employed in Human health and social work activities (43.7%), in Public administration and defence; compulsory social security (16.6%), in Education (10.0%) and in Professional, scientific and technical activities (9.2%). Slightly fewer of them were employed in Financial and insurance activities (5.2%), in Manufacturing activities (2.5%), in Wholesale and retail trade; repair of motor vehicles and motorcycles (3.5%) and in Information and communication activities (1.8%), while in all other activities they accounted for 7.5%.

Employers mostly paid the costs of studies

Employers paid the costs of studies for 48.6% of students, 47.8% of students paid for the study themselves, 2.8% were supported from the State Budget and 0.8% were classified in the category Other.

2 STUDENTS ENROLLED ON UNIVERSITY SPECIALIST STUDY, BY SCIENTIFIC AND ARTISTIC FIELDS OF STUDY, AGE GROUPS AND SEX, 2022/2023 ACADEMIC YEAR

	Total		Age groups							
	All	Women	Up to 24	25 – 29	30 – 34	35 – 39	40 – 44	45 – 49	50 – 54	55 and over
Total	2 199	1 489	22	531	598	404	329	185	88	42
Natural sciences	17	15	-	15	1	-	1	-	-	-
Mathematics	17	15	-	15	1	-	1	-	-	-
Engineering	211	81	5	32	60	58	22	21	7	6
Architecture and town planning	16	13	-	3	7	3	2	-	1	-
Electrical engineering	23	2	-	5	11	5	-	2	-	-
Geodesy	3	2	-	-	3	-	-	-	-	-
Civil engineering	18	7	1	2	4	5	1	2	2	1
Computer science	64	27	-	13	17	15	11	6	-	2
Mechanical engineering	15	1	3	3	2	4	-	1	1	1
Technology of transport and traffic	14	1	-	1	3	5	1	2	2	-
Interdisciplinary technical sciences	58	28	1	5	13	21	7	8	1	2
Biomedicine and health	835	546	2	309	331	105	43	33	11	1
Basic medical sciences	8	8	-	1	5	2	-	-	-	-
Clinical medical sciences	396	226	-	132	214	35	8	5	2	-
Public health and health care	232	171	-	104	57	29	18	15	8	1
Veterinary medicine	34	16	-	17	8	6	2	1	-	-
Dental medicine	77	47	-	21	29	16	6	4	1	-
Pharmacy	88	78	2	34	18	17	9	8	-	-
Biotechnical sciences	29	22	-	12	3	4	4	4	1	1
Agronomy	19	12	-	8	1	2	3	3	1	1
Nutrition	7	7	-	2	2	2	1	-	-	-
Interdisciplinary biotechnical sciences	3	3	-	2	-	-	-	1	-	-
Social sciences	968	704	14	135	175	209	231	110	63	31
Economics	178	109	4	27	35	35	48	20	7	2
Law	376	250	-	40	80	95	95	39	16	11
Political science	45	20	5	20	6	3	7	2	1	1
Information and communication sciences	54	45	3	6	6	9	14	9	7	-
Psychology	27	21	-	5	16	4	1	-	1	-
Education and rehabilitation	45	43	1	14	7	7	9	5	2	-
Social work	195	181	-	10	16	49	48	29	27	16
Security and defense sciences	22	10	1	7	4	2	5	2	1	-
Interdisciplinary social sciences	26	25	-	6	5	5	4	4	1	1
Humanities	4	3	-	1	2	-	1	-	-	-
Linguistics	4	3	-	1	2	-	1	-	-	-
Artistic field	26	24	1	9	1	4	5	4	1	1
Musical arts	2	2	1	1	-	-	-	-	-	-
Interdisciplinary arts field	24	22	-	8	1	4	5	4	1	1
Interdisciplinary fields of science	109	94	-	18	25	24	22	13	5	2
Educational sciences	38	34	-	11	6	7	5	5	2	2
Other interdisciplinary fields	71	60	-	7	19	17	17	8	3	-

3 STUDENTS ENROLLED ON UNIVERSITY SPECIALIST STUDY, BY UNIVERSITY, COUNTRY OF USUAL RESIDENCE AND SEX, 2022/2023 ACADEMIC YEAR

Country of usual residence	Total		University													
			Osijek		Pula		Rijeka		Slavonski Brod		Split		Zagreb		Libertas	
	All	Women	All	Women	All	Women	All	Women	All	Women	All	Women	All	Women	All	Women
Total	2 199	1 489	188	138	6	2	151	74	12	-	56	39	1 747	1 208	39	28
Croatia	2 138	1 456	175	128	6	2	149	73	12	-	56	39	1 701	1 186	39	28
Other countries	61	33	13	10	-	-	2	1	-	-	-	-	46	22	-	-
Belgium	2	2	1	1	-	-	-	-	-	-	-	-	1	1	-	-
Bosnia and Herzegovina	30	14	5	4	-	-	1	-	-	-	-	-	24	10	-	-
Montenegro	4	3	2	1	-	-	-	-	-	-	-	-	2	2	-	-
Estonia	1	1	-	-	-	-	-	-	-	-	-	-	1	1	-	-
Italy	1	1	-	-	-	-	-	-	-	-	-	-	1	1	-	-
Netherlands	1	1	-	-	-	-	-	-	-	-	-	-	1	1	-	-
Germany	1	1	-	-	-	-	-	-	-	-	-	-	1	1	-	-
North Macedonia	1	-	-	-	-	-	-	-	-	-	-	-	1	-	-	-
United States of America	1	1	-	-	-	-	-	-	-	-	-	-	1	1	-	-
Slovenia	5	2	-	-	-	-	-	-	-	-	-	-	5	2	-	-
Serbia	12	6	5	4	-	-	-	-	-	-	-	-	7	2	-	-
Spain	1	-	-	-	-	-	-	-	-	-	-	-	1	-	-	-
Switzerland	1	1	-	-	-	-	1	1	-	-	-	-	-	-	-	-

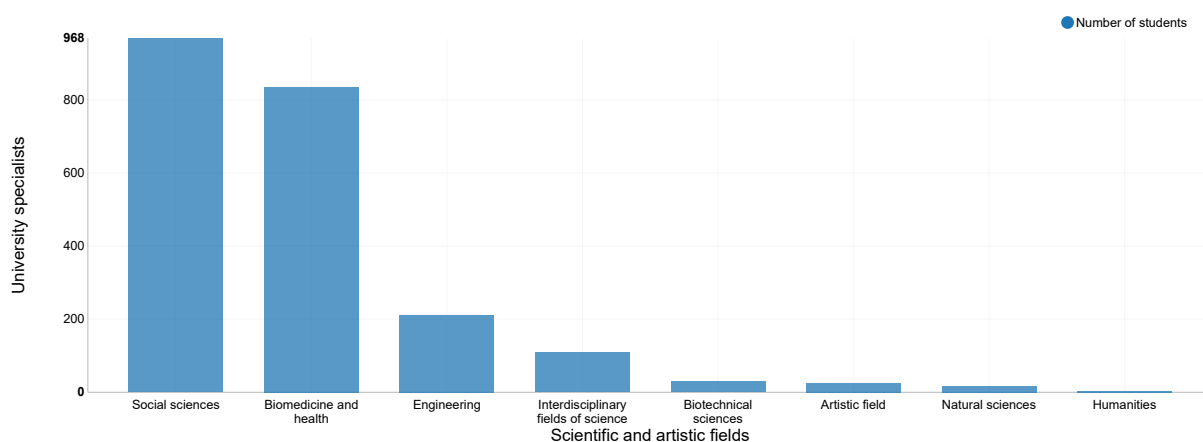
4 STUDENTS ENROLLED ON UNIVERSITY SPECIALIST STUDY, BY COUNTRY OF GRADUATION, CITIZENSHIP AND SEX, 2022/2023 ACADEMIC YEAR

Country of previous education	Total		Citizenship			
			Croatian		Foreign	
	All	Women	All	Women	All	Women
Total	2 199	1 489	2 147	1 462	52	27
Croatia	2 075	1 417	2 071	1 415	4	2
Other countries	124	72	76	47	48	25
Austria	2	1	2	1	-	-
Bosnia and Herzegovina	65	37	44	27	21	10
Montenegro	4	3	-	-	4	3
France	1	1	1	1	-	-
Italy	8	6	8	6	-	-
Kosovo	1	1	-	-	1	1
Norway	1	1	1	1	-	-
North Macedonia	3	2	-	-	3	2
Slovenia	14	6	10	5	4	1
Serbia	22	13	8	6	14	7
Saint Lucia	1	-	1	-	-	-
Spain	2	1	1	-	1	1

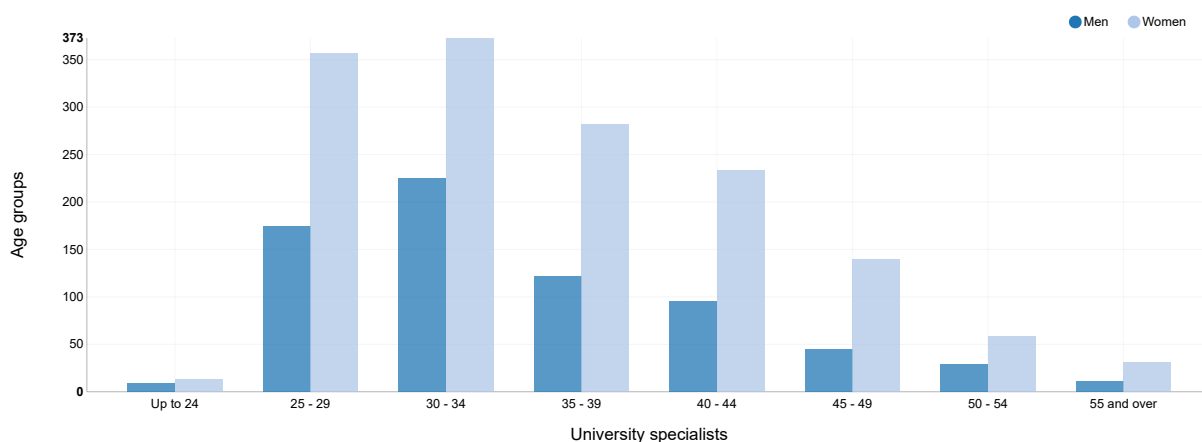
5 STUDENTS ENROLLED ON UNIVERSITY SPECIALIST STUDY, BY ACTIVITY, WAY OF PAYING FOR STUDY AND SEX, 2022/2023 ACADEMIC YEAR

	Total		Way of paying for postgraduate study			
	All	Women	Employer	State Budget funds	Student	Other
Total	2 199	1 489	1 067	62	1 052	18
Employed	2 163	1 462	1 067	62	1 018	16
Agriculture, forestry and fishing	9	6	4	-	5	-
Mining and quarrying	2	1	2	-	-	-
Manufacturing	53	27	34	1	18	-
Electricity, gas, steam and air conditioning supply	19	8	11	-	8	-
Water supply; sewerage, waste management and remediation activities	14	7	3	-	11	-
Construction	18	8	7	-	11	-
Wholesale and retail trade; repair of motor vehicles and motorcycles	76	56	42	-	34	-
Transportation and storage	21	15	8	1	12	-
Accommodation and food service activities	5	2	1	-	3	1
Information and communication	40	23	16	1	23	-
Financial and insurance activities	113	74	72	-	41	-
Real estate activities	4	3	3	-	1	-
Professional, scientific and technical activities	200	112	72	-	125	3
Administrative and support service activities	10	5	2	1	7	-
Public administration and defence; compulsory social security	360	238	75	10	271	4
Education	217	176	37	5	173	2
Human health and social work activities	942	665	662	41	235	4
Arts, entertainment and recreation	17	9	2	-	14	1
Other service activities	38	25	12	2	23	1
Activities of extraterritorial organisations and bodies	5	2	2	-	3	-
Unemployed	36	27	-	-	34	2

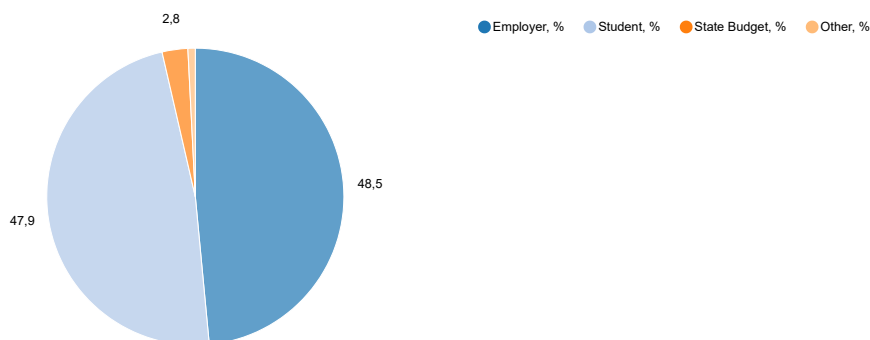
G-1 STUDENTS ENROLLED ON UNIVERSITY SPECIALIST STUDY, BY SCIENTIFIC AND ARTISTIC FIELD OF STUDY, 2022/2023 ACADEMIC YEAR



G-2 STUDENTS ENROLLED ON UNIVERSITY SPECIALIST STUDY, BY AGE GROUPS AND SEX, 2022/2023 ACADEMIC YEAR



G-3 STUDENTS ENROLLED ON UNIVERSITY SPECIALIST STUDY, BY WAY OF PAYING FOR STUDY, 2022/2023 ACADEMIC YEAR



NOTES ON METHODOLOGY

Sources and methods of data collection

Data are the result of the annual data processing on students enrolled on university specialist study. They are collected through the questionnaire titled the Registration Sheet for Students Enrolled on University Specialist Study (ŠV-30 form), which is filled in by students at the enrolment on each year of university specialist study.

Coverage and comparability

This statistical survey covers all students enrolled on university specialist study at institutions of higher education in the Republic of Croatia in the 2022/2023 academic year.

Data are comparable to data from previous years.

Definitions and explanations

The data relate to students enrolled on the university specialist study in line with the Act on Higher Education and Scientific Activity (119/22).

Postgraduate study programmes are classified according to the Rule Book of Scientific and Artistic Fields (NN, Nos 118/09, 82/12, 32/13 and 34/16).

Institution of higher education is any institution of higher education authorised to organise and implement courses of study, as well as scientific research, highly professional or artistic work. Institutions of higher education are university, faculties, art academies and polytechnics. Institutions of higher education may be public and private.

University is an institution that establishes and conducts university and interdisciplinary studies in at least two areas of scientific or artistic activity in a number of fields, as an autonomous and integrated process, directly or through its own faculties, art academies and departments.

Faculty is an institution of higher education, a component part of a university, where university studies are organised and conducted and where scientific and professional work in one or more scientific or professional areas are developed. Professional studies can also be conducted there.

Art academy is an institution of higher education, a component part of a university, where artistic study is organised and conducted, and where top artistic endeavours and scientific activity in the field of art are nourished. Professional studies can also be conducted there.

The university may organise a **university specialist study** which lasts from one to two years and by which a university specialist title for a particular area (univ. spec.) is awarded.

The postgraduate study may also be conducted in co-operation with scientific institutes (interdisciplinary study).

Academic year starts on 1 October of the current year and ends on 30 September of the following calendar year.

Abbreviations

NN Narodne novine, official gazette of the Republic of Croatia

Symbols

- no occurrence

Published by the Croatian Bureau of Statistics, Zagreb, Ilica 3, P. O. B. 80

Phone: (+385 1) 48 06 111

Press corner: press@dzs.hr

Persons responsible:

Dubravka Rogić Hadžalić, Director of Demographic and Social Statistics Directorate
Lidija Brković, Director General

Prepared by:

Danijela Kurjaković and Josipa Jurić

USERS ARE KINDLY REQUESTED TO STATE THE SOURCE.

Customer Relations and Data Protection Department

Information and user requests

Phone: (+385 1) 48 06 138, 48 06 154, 48 06 115

E-mail: stat.info@dzs.hr

Subscription

Phone: (+385 1) 21 00 455

E-mail: prodaja@dzs.hr