



## KINDERGARTENS AND OTHER LEGAL ENTITIES IMPLEMENTING PRESCHOOL EDUCATION PROGRAMMES, BEGINNING OF 2021/2022 PEDAGOGIC YEAR

Compared to the previous pedagogic year, 4 988 more children were enrolled.

At the beginning of the 2021/2022 pedagogic year, according to the methodology of statistical data collection, there were 1 708 reporting units implementing preschool education and care programmes, of which there were 1 548 kindergartens and 160 other legal entities (basic schools, playrooms in libraries or other institutions or organisations).

Kindergartens founded by local government and self-government units were attended by 81.2% of children.

The total number of children covered by any preschool education and care programmes was 142 440, out of which 68 933 were girls (48.4%). There were 130 250 children covered by a regular programme, 9 310 by a preschool programme and 2 880 by a shorter programme.

There were 78.8% of children who spent eight and more hours in a kindergarten.

Out of the total number, 372 were self-contained kindergartens, that is, those without departments, while 283 of them included departments. The number of departments amounted to 893.

As compared to the previous year, the total number of reporting units increased by 0.6%, and the total number of children in reporting units also increased, by 3.6%.

Out of the total number of persons in employment, 61.9% were kindergarten teachers and teachers.

In the 2020/2021 pedagogic year, the preschool programme covered 9 310 children who did not attend a regular preschool programme, which was 6.9% less than in the previous year.

### 1 KINDERGARTENS AND OTHER LEGAL ENTITIES IMPLEMENTING PRESCHOOL EDUCATION PROGRAMMES, BEGINNING OF 2021/2022 PEDAGOGIC YEAR

Founder	Total	Kindergartens			Other legal entities		
		Self-contained	With departments	Departments	Basic schools	Playrooms in libraries	Other institutions
Total	1 708	372	283	893	123	6	31
Republic of Croatia	5	2	-	-	2	1	-
Local government and self-government units	1 289	191	212	752	117	5	12
Other domestic legal entities and natural persons (private)	355	163	57	112	4	-	19
Religious communities	59	16	14	29	-	-	-

### 2 CHILDREN, BY TYPE OF PRESCHOOL EDUCATION PROGRAMME AND BY SEX, BEGINNING OF 2021/2022 PEDAGOGIC YEAR

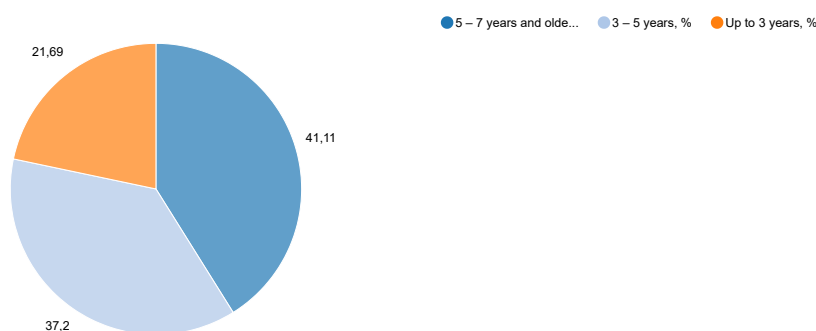
Founder	Total		In regular programmes		In preschool institutions <sup>1)</sup>		In shorter programmes	
	All	Girls	All	Girls	All	Girls	All	Girls
Total	142 440	68 933	130 250	62 730	9 310	4 494	2 880	1 709
Republic of Croatia	383	211	186	105	77	31	120	75
Local government and self-government units	115 661	55 702	106 587	51 140	7 913	3 818	1 161	744
Other domestic legal entities and natural persons (private)	22 669	11 182	19 916	9 730	1 154	562	1 599	890
Religious communities	3 727	1 838	3 561	1 755	166	83	-	-

1) The data refer to a preschool programme implemented in the 2020/2021 pedagogic year.

### 3 CHILDREN, BY SEX AND BY TIME SPENT DAILY IN PRESCHOOL PROGRAMMES, BEGINNING OF 2021/2022 PEDAGOGIC YEAR

Founder	Children		Time spent daily in preschool programmes, hours			Percentage of children by time spent in preschool programmes, hours		
	All	Girls	Less than 5	5 – 8	8 and more	Less than 5	5 – 8	8 and more
Total	142 440	68 933	14 324	15 808	112 308	10,06	11,10	78,85
Republic of Croatia	383	211	197	70	116	51,44	18,28	30,29
Local government and self-government units	115 661	55 702	11 010	12 926	91 725	9,52	11,18	79,31
Other domestic legal entities and natural persons (private)	22 669	11 182	2 933	2 206	17 530	12,94	9,73	77,33
Religious communities	3 727	1 838	184	606	2 937	4,94	16,26	78,80

### G-1 CHILDREN COVERED BY PRESCHOOL EDUCATION PROGRAMMES, BY AGE GROUPS, BEGINNING OF 2021/2022 PEDAGOGIC YEAR

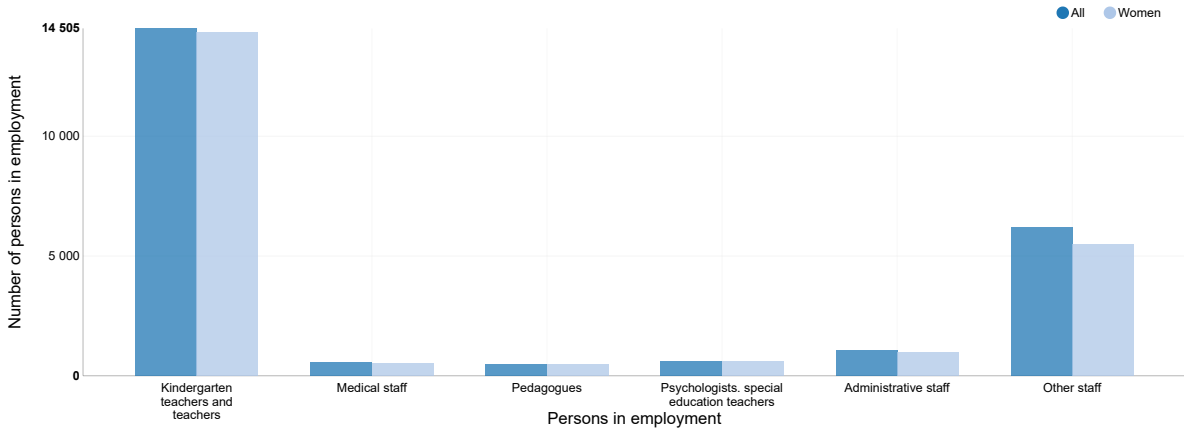


### 4 PERSONS IN EMPLOYMENT IN KINDERGARTENS AND OTHER LEGAL ENTITIES IMPLEMENTING PRESCHOOL EDUCATION PROGRAMMES AND PRESCHOOL PROGRAMMES, BEGINNING OF 2021/2022 PEDAGOGIC YEAR

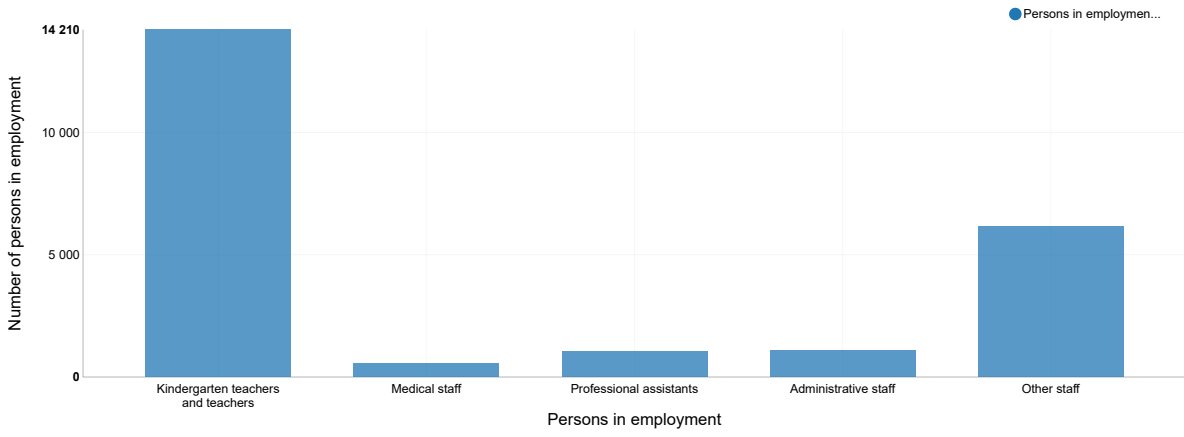
		Persons in employment		Kindergarten teachers and teachers		Medical staff		Pedagogues		Psychologists, special education teachers		Administrative staff		Other staff	
		All	Women	All	Women	All	Women	All	Women	All	Women	All	Women	All	Women
Total	Total	23 438	22 416	14 505	14 349	549	535	489	480	624	608	1 084	967	6 187	5 477
	Full-time	21 961	21 042	14 055	13 928	376	371	329	323	499	488	983	876	5 719	5 056
Kindergartens	Total	23 013	22 031	14 210	14 084	537	523	484	475	567	551	1 069	955	6 146	5 443
	Full-time	21 761	20 860	13 969	13 851	367	362	326	320	443	432	971	867	5 685	5 028
Preschool institutions <sup>1)</sup>	Total	146	138	146	138	-	-	-	-	-	-	-	-	-	-
	Full-time	-	-	-	-	-	-	-	-	-	-	-	-	-	-
Other legal entities	Total	279	247	149	127	12	12	5	5	57	57	15	12	41	34
	Full-time	200	182	86	77	9	9	3	3	56	56	12	9	34	28

1) The data refer to a preschool programme implemented in the 2020/2021 pedagogic year.

**G-2 PERSONS IN EMPLOYMENT IN KINDERGARTENS AND OTHER LEGAL ENTITIES, BY SEX, BEGINNING OF 2021/2022 PEDAGOGIC YEAR**



**G-3 PERSONS IN EMPLOYMENT IN KINDERGARTENS, BEGINNING OF 2021/2022 PEDAGOGIC YEAR**



5 PERSONS IN EMPLOYMENT IN KINDERGARTENS, BY EDUCATIONAL ATTAINMENT AND SEX, BEGINNING OF 2021/2022 PEDAGOGIC YEAR

Founder		Persons in employment		Kindergarten teachers and teachers		Medical staff	Professional assistants	Administrative staff	Other staff
		All	Women	All	Women				
All	Total	23 013	22 031	14 210	14 084	537	1 051	1 069	6 146
	High	3 583	3 450	1 999	1 968	87	1 017	341	139
	Higher	12 490	12 349	11 654	11 560	339	34	321	142
	Secondary	5 448	4 766	557	556	111	-	407	4 373
	Basic	1 492	1 466	-	-	-	-	-	1 492
Republic of Croatia	All	34	31	17	17	-	2	3	12
	High	7	7	4	4	-	2	1	-
	Higher	14	14	13	13	-	-	1	-
	Secondary	12	9	-	-	-	-	1	11
	Basic	1	1	-	-	-	-	-	1
Local government and self-government units	All	19 172	18 331	11 801	11 697	386	788	866	5 331
	High	2 712	2 612	1 527	1 505	53	758	274	100
	Higher	10 528	10 416	9 889	9 808	236	30	272	101
	Secondary	4 517	3 909	385	384	97	-	320	3 715
	Basic	1 415	1 394	-	-	-	-	-	1 415
Other domestic legal entities and natural persons	All	3 209	3 087	2 032	2 014	127	212	153	685
	High	715	683	400	391	30	209	44	32
	Higher	1 628	1 605	1 467	1 458	87	3	41	30
	Secondary	799	737	165	165	10	-	68	556
	Basic	67	62	-	-	-	-	-	67
Religious communities	All	598	582	360	356	24	49	47	118
	High	149	148	68	68	4	48	22	7
	Higher	320	314	285	281	16	1	7	11
	Secondary	120	111	7	7	4	-	18	91
	Basic	9	9	-	-	-	-	-	9

6 KINDERGARTENS AND OTHER LEGAL ENTITIES IMPLEMENTING PRESCHOOL EDUCATION PROGRAMMES AND PRESCHOOL PROGRAMMES, CHILDREN BY AGE GROUPS, PERSONS IN EMPLOYMENT BY COUNTIES, BEGINNING OF 2021/2022 PEDAGOGIC YEAR

	Kindergartens	Other legal entities	Children by age groups				Persons in employment		
			All	Up to 3 years	3 – 5 years	5 – 7 years and older	All	Out of that	
								Kindergarten teachers and teachers	Medical staff
Republic of Croatia	1 548	160	142 440	30 891	52 986	58 563	23 438	14 505	549
State-owned	1 157	137	116 044	25 045	42 763	48 236	19 569	12 057	397
Private	332	23	22 669	5 194	8 692	8 783	3 271	2 088	128
Established by religious communities	59	-	3 727	652	1 531	1 544	598	360	24
County of Zagreb	101	10	11 508	3 212	4 047	4 249	1 890	1 131	46
State-owned	64	8	8 892	2 402	3 163	3 327	1 492	882	29
Private	33	2	2 436	767	819	850	366	228	15
Established by religious communities	4	-	180	43	65	72	32	21	2
County of Krapina-Zagorje	27	13	3 618	861	1 148	1 609	532	349	9
State-owned	22	13	3 250	760	1 024	1 466	482	318	6
Private	5	-	368	101	124	143	50	31	3
County of Sisak-Moslavina	36	5	4 017	900	1 336	1 781	685	400	10
State-owned	35	5	3 978	896	1 317	1 765	677	396	9
Established by religious communities	1	-	39	4	19	16	8	4	1
County of Karlovac	23	7	3 334	696	1 194	1 444	486	298	13
State-owned	21	7	3 229	686	1 152	1 391	473	290	12
Private	2	-	105	10	42	53	13	8	1
County of Varaždin	58	4	5 872	1 248	2 085	2 539	833	528	27
State-owned	29	2	3 131	649	1 075	1 407	469	289	17
Private	26	2	2 626	599	951	1 076	347	230	10
Established by religious communities	3	-	115	-	59	56	17	9	-
County of Koprivnica-Križevci	41	13	3 320	509	1 169	1 642	479	311	13
State-owned	28	13	2 439	371	803	1 265	359	238	10
Private	10	-	659	118	237	304	88	53	3
Established by religious communities	3	-	222	20	129	73	32	20	-
County of Bjelovar-Bilogora	27	12	2 990	564	1 019	1 407	416	254	17
State-owned	19	11	2 246	479	729	1 038	315	190	13
Private	8	1	744	85	290	369	101	64	4
County of Primorje-Gorski kotar	126	4	9 111	1 878	3 607	3 626	1 715	1 113	25
State-owned	98	3	7 705	1 699	3 028	2 978	1 470	955	22
Private	24	1	1 225	148	505	572	214	140	2
Established by religious communities	4	-	181	31	74	76	31	18	1
County of Lika-Senj	13	4	1 201	230	419	552	197	131	1
State-owned	13	4	1 201	230	419	552	197	131	1
County of Virovitica-Podravina	14	6	1 983	256	652	1 075	261	160	8
State-owned	13	6	1 921	256	621	1 044	251	154	8
Private	1	-	62	-	31	31	10	6	-
County of Požega-Slavonia	17	4	1 903	396	614	893	273	184	4
State-owned	14	4	1 632	330	515	787	237	158	4
Private	2	-	135	27	51	57	14	11	-
Established by religious communities	1	-	136	39	48	49	22	15	-
County of Slavonski Brod-Posavina	24	7	3 465	564	1 363	1 538	398	243	14
State-owned	21	4	2 982	525	1 110	1 347	356	215	13
Private	2	3	350	23	206	121	26	17	-
Established by religious communities	1	-	133	16	47	70	16	11	1
County of Zadar	83	4	5 476	808	2 058	2 610	976	576	35
State-owned	57	4	4 104	581	1 506	2 017	749	443	17

Private	22	-	1 130	224	450	456	195	116	16
Established by religious communities	4	-	242	3	102	137	32	17	2
County of Osijek-Baranja	83	18	7 591	1 309	2 823	3 459	958	672	22
State-owned	64	17	6 586	1 117	2 486	2 983	840	586	21
Private	17	1	858	170	278	410	99	72	1
Established by religious communities	2	-	147	22	59	66	19	14	-
County of Šibenik-Knin	47	2	3 244	661	1 211	1 372	577	366	7
State-owned	35	2	2 380	462	867	1 051	434	275	6
Private	9	-	687	179	271	237	112	72	1
Established by religious communities	3	-	177	20	73	84	31	19	-
County of Vukovar-Sirmium	48	13	4 216	770	1 516	1 930	581	397	9
State-owned	37	13	3 362	589	1 184	1 589	471	322	2
Private	8	-	601	111	250	240	78	54	4
Established by religious communities	3	-	253	70	82	101	32	21	3
County of Split-Dalmatia	244	5	15 699	2 486	6 437	6 776	2 504	1 433	78
State-owned	187	3	11 845	1 726	4 773	5 346	1 942	1 100	51
Private	48	2	3 181	675	1 352	1 154	480	281	24
Established by religious communities	9	-	673	85	312	276	82	52	3
County of Istria	132	3	7 416	1 886	2 861	2 669	1 509	923	26
State-owned	102	3	6 206	1 542	2 413	2 251	1 318	774	24
Private	29	-	1 171	334	431	406	186	145	2
Established by religious communities	1	-	39	10	17	12	5	4	-
County of Dubrovnik-Neretva	52	1	4 518	857	1 701	1 960	784	502	14
State-owned	44	1	4 094	771	1 560	1 763	730	467	13
Private	5	-	216	21	72	123	22	16	-
Established by religious communities	3	-	208	65	69	74	32	19	1
County of Međimurje	52	8	4 338	768	1 580	1 990	632	407	21
State-owned	29	6	2 801	434	1 019	1 348	437	283	11
Private	21	2	1 446	297	538	611	182	116	9
Established by religious communities	2	-	91	37	23	31	13	8	1
City of Zagreb	300	17	37 620	10 032	14 146	13 442	6 752	4 127	150
State-owned	225	8	32 060	8 540	11 999	11 521	5 870	3 591	108
Private	60	9	4 669	1 305	1 794	1 570	688	428	33
Established by religious communities	15	-	891	187	353	351	194	108	9

## NOTES ON METHODOLOGY

### Sources and methods of data collection

Data are the result of statistical data processing collected through the Annual Report on Kindergartens and Other Legal Entities Implementing Preschool Education Programmes (DV-PO form) from self-contained kindergartens, kindergartens with departments, departments and other legal entities (basic schools, playrooms in libraries and other health, social, sports and cultural institutions and organizations implementing preschool education programmes) in the Republic of Croatia active in the 2021/2022 pedagogic year, and refer to 31 October 2021.

### Coverage and comparability

The statistical survey covers kindergartens and other legal entities implementing preschool education and care programmes on the territory of the Republic of Croatia. The data are comparable to the data from previous years relating to kindergartens. The coverage for 2004/2005 has been expanded on other legal entities other legal entities implementing preschool education programmes. Data on the preschool programme refer to the 2020/2021 pedagogic year.

### Definitions

**Preschool education and care programmes** intended for preschool children are implemented in nursery and kindergarten groups in kindergarten, irrespective of the founder, and can be classified as follows: **regular programmes, preschool programmes and shorter programmes.**

**Preschool education programmes (not kindergartens) in other legal entities** are realised in basic schools, in health institutions caring for children with developmental difficulties, in social institutions caring for children with developmental difficulties; as playrooms in libraries, shorter programmes in cultural institutions and shorter programmes in different organisations.

All preschool education programmes must be verified by the Ministry of Science and Education. They are established as constitutional units of the legal entities in question and must fulfil all conditions required for work with preschool children.

**Kindergartens** are public institutions that provide preschool education as a public service. Kindergarten can be established by the Republic of Croatia and local government units (state-owned kindergartens), religious communities (kindergartens established by religious communities) and other domestic legal entities and natural persons (private kindergartens).

**Departments** are dislocated parts of a central kindergarten, which include one or more education groups, established by kindergartens as required.

**Preschool upbringing** in kindergartens covers children of 6 months of age until school age.

**Preschool education** conducted in kindergartens and other legal entities for children over 3 years of age in the Republic of Croatia corresponds to the level 0 of the ISCED 2011.

**Professional assistants** are education professional, psychologist, special education teacher, foreign language teacher, music teacher, art teacher, dance teacher etc.

**Preschool programme** is conducted for children aged six who do not attend a regular preschool education programme as a preparation for school.

**Shorter programmes** include various contents (foreign languages, religious education, sports, dancing, musical or art classes etc.), which children attend for several hours per week or month.

The organisation and activity in kindergartens is based on the Act on Preschool Education (NN, Nos 10/97, 107/07, 94/13, 98/19 and 57/22).

#### **Territorial constitution**

Data on counties are presented according to the Act on the Territories of Counties, Towns and Municipalities in the Republic of Croatia (NN, Nos 86/06, 125/06, 16/07, 95/08, 46/10, 145/10, 37/13, 44/13, 45/13 and 110/15), with the situation as on 31 December 2021.

#### **Abbreviations**

ISCED 2011 International Standard Classification of Education, 2011 version  
NN Narodne novine, official gazette of the Republic of Croatia

#### **Symbols**

- no occurrence

**Published by the Croatian Bureau of Statistics, Zagreb, Ilica 3, P. O. B. 80**

Phone: (+385 1) 48 06 111

Press corner: [press@dzs.hr](mailto:press@dzs.hr)

Persons responsible:

Dubravka Rogić Hadžalić, Director of Demographic and Social Statistics Directorate

Lidija Brković, Director General

Prepared by:

Marija Gojević and Kristina Piškorić

**USERS ARE KINDLY REQUESTED TO STATE THE SOURCE.**

Customer Relations and Data Protection Department

Information and user requests

Phone: (+385 1) 48 06 138, 48 06 154

E-mail: [stat.info@dzs.hr](mailto:stat.info@dzs.hr)

Subscription

Phone: (+385 1) 48 06 115

E-mail: [prodaja@dzs.hr](mailto:prodaja@dzs.hr)