

First Release

Year: LXII.

Zagreb, 17 July 2025

KUL-2025-4-2

ISSN 1334-0557



AUDIOVISUAL WORKS AND AUDIO RECORDINGS, 2024

Production of films in the Republic of Croatia

Since 2024, the Croatian Bureau of Statistics has taken over data on film producers from the administrative base of the Croatian Audiovisual Centre, while data on television producers are obtained separately via the TV-1 form. In the Republic of Croatia, there were 62 film producers who produced a total of **106** films, whereas three television publishers produced **61** films. Filmmakers produced a total of 20 feature-length and 21 short fiction films, 19 feature-length and 68 short documentaries and 22 animated, eight experimental and nine commercial films. As regards the type of films, documentaries were the most frequently recorded films and accounted for 52% of the total production.

Audiovisual works in circulation in 2024

In 2024, eight distributors started the circulation of **1 270** audiovisual works. By length, 86% of them refer to feature-length audiovisual works, while, according to the country of origin, most audiovisual works originated from the United States of America, Canada and the United Kingdom. By type of commercial exploitation, majority of them were intended for renting, while by type of screenings they were predominantly related to videos on demand.

Audio recordings in 2024

In 2024, there were **5 531** audio recordings with a circulation of 208 598 copies by 86 publishers. By recording media, the highest number of audio recordings was on CDs, as much as 3 530 of them, followed by 1 510 digital publications, 305 LPs and 186 boxed sets. Concerning the recording media, a growing trend was spotted of recordings on somewhat more traditional media such as LPs and CDs. By type of music recorded on LPs, rock, pop and jazz music had the greatest share. Out of the total of 121 electronic music recordings distributed, 16% of them were distributed on LPs, whereas 13% of the total of 1 315 rock recordings were distributed on LPs.

By type of music materials, 52% of materials issued in 2024 was pop music, 24% was rock music, whereas other types of music were present in a lesser percentage.

1 FILM PRODUCTION, BY PRODUCERS AND FILM CATEGORY, 2024

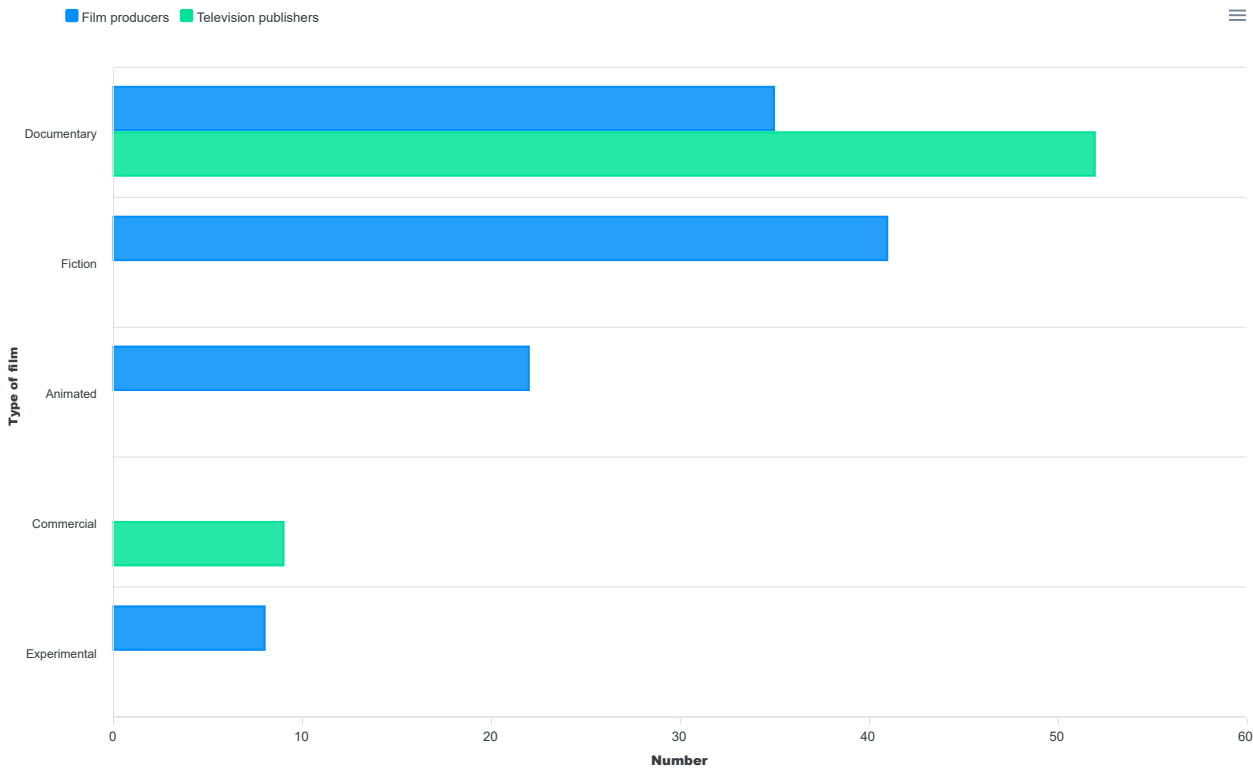
Number

| | Filmmakers | Type of film | | | | | | | | | |
|-------------------------------------|------------|----------------|-------|----------------|-------|----------------|-------|----------------|-------|------------|--------------|
| | | Total | | Fiction | | Documentary | | Animated | | Commercial | Experimental |
| | | Feature-length | Short | Feature-length | Short | Feature-length | Short | Feature-length | Short | | |
| Total | 65 | 39 | 128 | 20 | 21 | 19 | 68 | - | 22 | 9 | 8 |
| Film producers ¹⁾ | 62 | 38 | 68 | 20 | 21 | 18 | 17 | - | 22 | - | 8 |
| Television publishers ²⁾ | 3 | 1 | 60 | - | - | 1 | 51 | - | - | 9 | - |

1) Data on producers of Croatian films in 2024 are taken over form the Croatian Audiovisual Centre. In addition to enterprises, they include associations, universities, art organisations and natural persons.

2) Television publishers that produced films in 2024 are the following: Hrvatska radiotelevizija, Varaždinska televizija and Sportska TV.

G-1 FILMS PRODUCED, 2024



2 IMPORT AND EXPORT OF FILMS, 2024

| Distributors, total | Import of films from | | | | | | Export of films ¹⁾ |
|---------------------|----------------------|--------|-------|-----|--------|-------------------------------|-------------------------------|
| | Australia | France | Japan | USA | Serbia | Other countries ²⁾ | |
| 3 | 2 | 3 | 4 | 37 | 5 | 8 | - |

1) In 2024, no legal entity reported the export of films from the Republic of Croatia.
2) Other countries: Canada, Denmark, Finland, Germany, the United Kingdom.

3 FILMS PROVIDED, BY COUNTRY OF ORIGIN, 2024

| Total | Country of origin | | | | | | | | |
|-------|-------------------|--------|-------|---------|-----|--------|-------|----------------|-------------------------------|
| | Croatia | France | Japan | Germany | USA | Serbia | Spain | United Kingdom | Other countries ¹⁾ |
| 121 | 1 | 10 | 4 | 10 | 66 | 6 | 2 | 13 | 9 |

1) Other countries: Australia, Canada, China, Denmark, Finland, Ireland, Italy, Malaysia.

4 AUDIOVISUAL WORKS, BY TYPE OF FILM, TYPE OF IMAGE AND SOUND CARRIER, PURPOSE AND COMMERCIAL EXPLOITATION COPYRIGHT PERIOD, 2024

| | Audiovisual works | Type of image and sound carrier | | | | Copyright for commercial exploitation | | | | | |
|--------------|-------------------|---------------------------------|--------------|-------|---------------------------------------|---------------------------------------|----------------------------------|---------------|---------|------------------|-----------|
| | | VHS | DVD/Blue-ray | VOD | Other type of image and sound carrier | Renting | Personal consumption by citizens | Up to 2 years | 5 years | 6 and more years | Unlimited |
| Total | 1 270 | - | 19 | 1 270 | 100 | 1 180 | 99 | 880 | 288 | 100 | 2 |
| Fiction | 935 | - | 11 | 935 | 85 | 860 | 76 | 838 | 11 | 85 | 1 |
| Documentary | 56 | - | - | 56 | 14 | 42 | 14 | 42 | - | 14 | - |
| Animated | 9 | - | 7 | 9 | 1 | 8 | 8 | - | 7 | 1 | 1 |
| Experimental | 1 | - | 1 | 1 | - | 1 | 1 | - | 1 | - | - |
| Unclassified | 269 | - | - | 269 | - | 269 | - | - | 269 | - | - |

5 AUDIOVISUAL WORKS, BY LENGTH AND NUMBER OF PAID SCREENINGS, 2024

Number

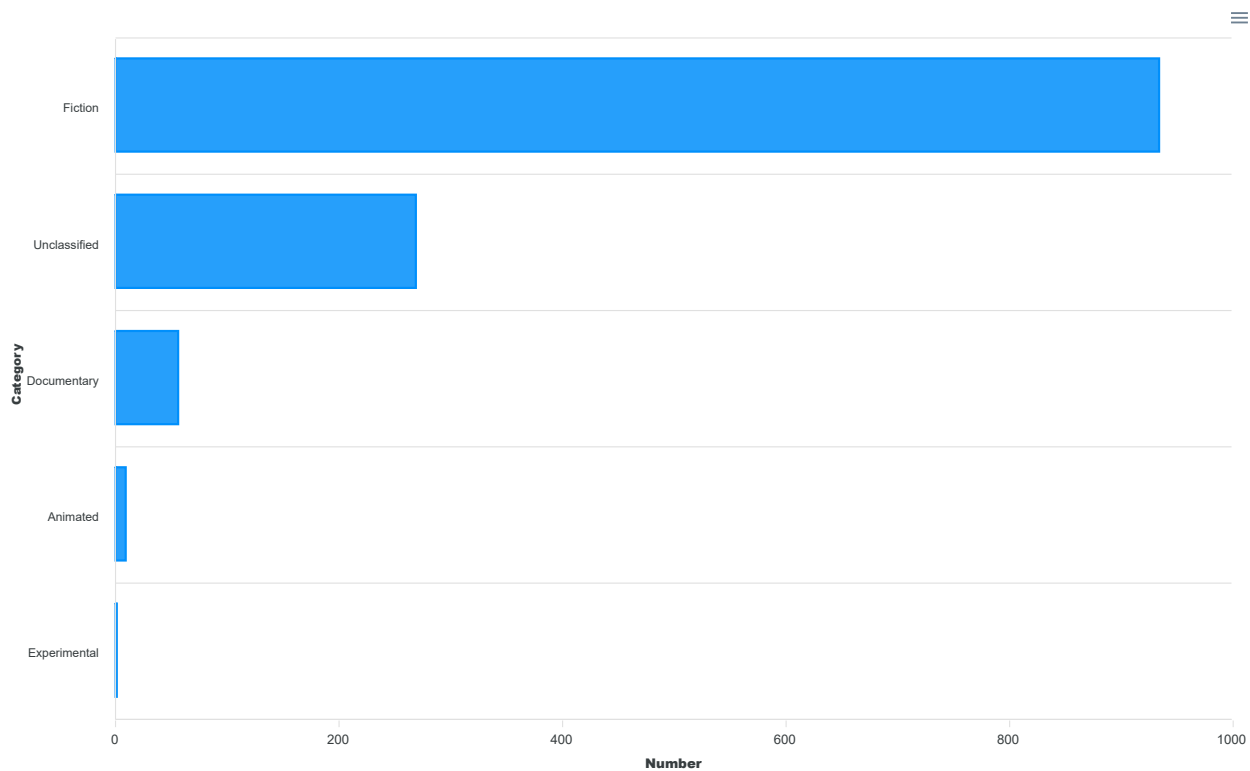
| | Audiovisual works | Duration in minutes | | Paid screenings | | | |
|--------------|-------------------|--------------------------|--------------------------------------|-----------------|---|---------|--|
| | | Short (less than 60 min) | Feature-length (60 and more minutes) | Television | Hotels, buses, railways, aircraft and vessels | VOD | Schools, hospitals, military institutions and facilities |
| Total | 1 270 | 183 | 1 087 | 900 | - | 444 604 | - |
| Fiction | 935 | 28 | 907 | 750 | - | 376 872 | - |
| Documentary | 56 | 6 | 50 | 140 | - | 5 458 | - |
| Animated | 9 | 7 | 2 | 10 | - | 555 | - |
| Experimental | 1 | 1 | - | - | - | 1 | - |
| Unclassified | 269 | 141 | 128 | - | - | 61 718 | - |

6 AUDIOVISUAL WORKS IN CIRCULATION, BY COUNTRY OF ORIGIN, 2024

| Country of origin | Total films distributed, number |
|-------------------------------|---------------------------------|
| Total | 1 270 |
| Australia | 29 |
| Austria | 3 |
| Belgium | 7 |
| Brazil | 3 |
| Canada | 311 |
| Croatia | 5 |
| Czech Republic | 62 |
| Denmark | 26 |
| Estonia | 3 |
| France | 29 |
| Germany | 17 |
| Iceland | 5 |
| Ireland | 40 |
| Italy | 21 |
| Japan | 4 |
| Mexico | 3 |
| Netherlands | 53 |
| New Zealand | 3 |
| Norway | 25 |
| Poland | 2 |
| Romania | 2 |
| Serbia | 9 |
| Slovenia | 3 |
| Spain | 11 |
| Sweden | 62 |
| United Kingdom | 123 |
| United States of America | 397 |
| Other countries ¹⁾ | 12 |

1) Other countries: Argentina, Bolivia, Bosnia and Herzegovina, Chile, Georgia, Lebanon, North Macedonia, Philippines, Portugal, South Africa, Switzerland, Ukraine.

G-2 AUDIOVISUAL WORKS, BY CATEGORY, 2024



7 AUDIO RECORDINGS, BY TYPE, AUTHORS, CIRCULATION AND PERFORMERS, 2024

| | Audio recordings | | Authors of recorded material | | | | | | Performers | |
|-----------------------------|------------------|-------------|------------------------------|-------------|---------|-------------|----------------------|-------------|------------|---------|
| | | | Domestic | | Foreign | | Domestic and foreign | | | |
| | Number | Circulation | Number | Circulation | Number | Circulation | Number | Circulation | Domestic | Foreign |
| Total | 5 531 | 208 598 | 5 505 | 208 572 | 26 | 26 | - | - | 5 501 | 30 |
| LP | 305 | 42 176 | 305 | 42 176 | - | - | - | - | 305 | - |
| CD | 3 530 | 159 649 | 3 530 | 159 649 | - | - | - | - | 3 530 | - |
| Digital publishing/internet | 1 510 | 5 894 | 1 484 | 5 868 | 26 | 26 | - | - | 1 480 | 30 |
| Boxed sets | 186 | 879 | 186 | 879 | - | - | - | - | 186 | - |

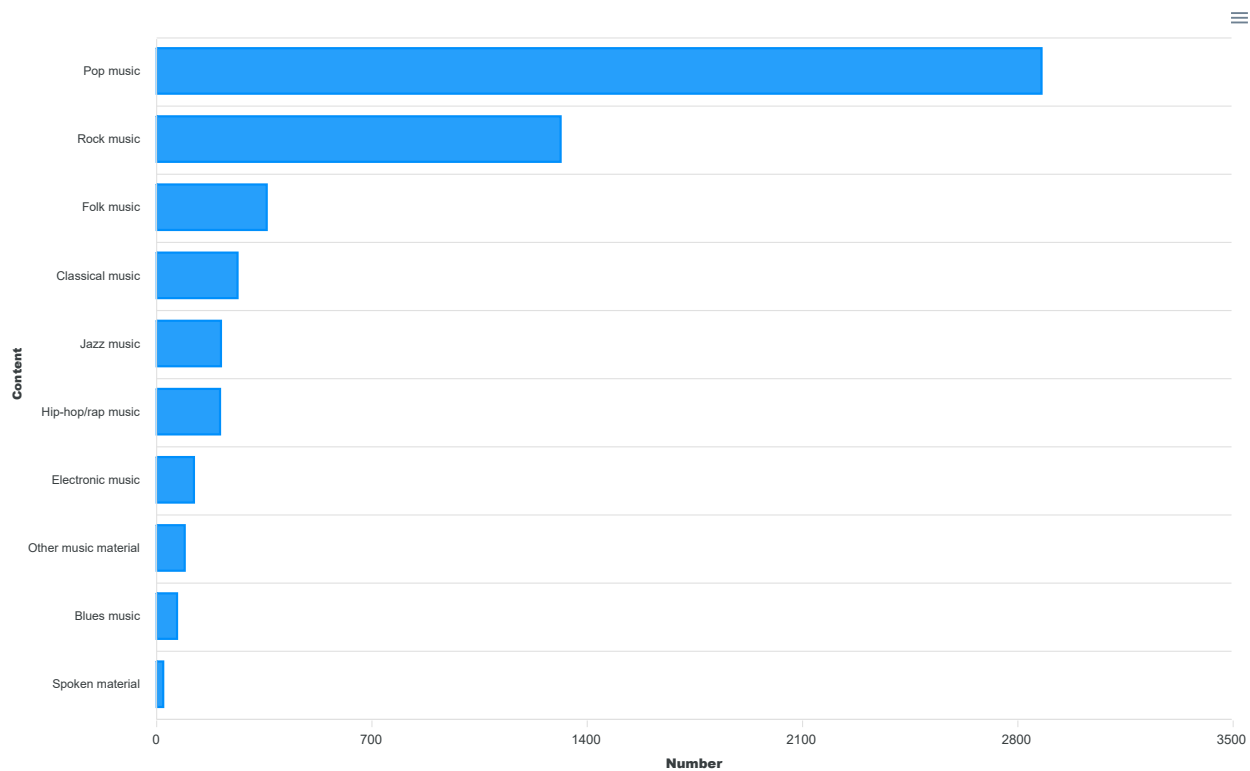
8 AUDIO RECORDINGS, BY CONTENT, AUTHORS AND CIRCULATION OF RECORDED MATERIAL, 2024

| | Audio recordings | | Authors of recorded material | | | | | |
|----------------------|------------------|-------------|------------------------------|-------------|---------|-------------|----------------------|-------------|
| | | | Domestic | | Foreign | | Domestic and foreign | |
| | Number | Circulation | Number | Circulation | Number | Circulation | Number | Circulation |
| Total | 5 531 | 208 598 | 5 505 | 208 572 | 26 | 26 | - | - |
| Classical music | 263 | 6 738 | 263 | 6 738 | - | - | - | - |
| Hip-hop/rap music | 206 | 701 | 206 | 701 | - | - | - | - |
| Blues music | 66 | 66 | 66 | 66 | - | - | - | - |
| Jazz music | 209 | 10 872 | 209 | 10 872 | - | - | - | - |
| Rock music | 1 315 | 39 362 | 1 304 | 39 351 | 11 | 11 | - | - |
| Pop music | 2 881 | 80 028 | 2 881 | 80 028 | - | - | - | - |
| Folk music | 358 | 47 462 | 358 | 47 462 | - | - | - | - |
| Electronic music | 121 | 5 802 | 121 | 5 802 | - | - | - | - |
| Other music material | 91 | 17 546 | 85 | 17 540 | 6 | 6 | - | - |
| Spoken material | 21 | 21 | 12 | 12 | 9 | 9 | - | - |

9 AUDIO RECORDINGS, BY CARRIER AND CONTENT OF RECORDED MATERIAL, 2024

| | Audio recordings | Number | | | |
|----------------------|------------------|--------|-------|-----------------------------|------------|
| | | LP | CD | Digital publishing/Internet | Boxed sets |
| Total | 5 531 | 305 | 3 530 | 1 510 | 186 |
| Classical music | 263 | 8 | 207 | 48 | - |
| Hip-hop/rap music | 206 | - | 124 | 82 | - |
| Blues music | 66 | 12 | 29 | 25 | - |
| Jazz music | 209 | 21 | 165 | 23 | - |
| Rock music | 1 315 | 176 | 777 | 354 | 8 |
| Pop music | 2 881 | 59 | 1 787 | 861 | 174 |
| Folk music | 358 | 10 | 320 | 24 | 4 |
| Electronic music | 121 | 19 | 53 | 49 | - |
| Other music material | 91 | - | 68 | 23 | - |
| Spoken material | 21 | - | - | 21 | - |

G-3 AUDIO RECORDINGS, BY CONTENT OF RECORDED MATERIAL, 2024



NOTES ON METHODOLOGY

Sources and methods of data collection

Data are produced by processing the HAVC administrative database and annual reports filled in by television broadcasters (TV-1 form), companies engaged in import/export and distribution of films (KINO-4 and KINO-5 forms), companies engaged in circulation of audiovisual works (NKL 5/1 form) and companies engaged in production of sound recordings (NKL 5/2 form).

The methodology is harmonised with the following legislation: the Copyright and Related Rights Act (NN, No. 111/21), the Audiovisual Activities Act (NN, Nos 61/18, 114/22 and 123/24) and the Ordinance of the Categorisation of Audiovisual Works (NN, No. 40/21).

Coverage and comparability

The statistical survey encompasses business entities engaged in the production and circulation of films as well as distributors. Data are comparable to those released in previous years.

Definitions and explanations

A **copyright work** is an original intellectual creation in the literary, scientific and artistic domain, having an individual character, irrespective of the manner and form of its expression, its type, value or purpose.

Copyright means rights of authors in respect of their works in the literary, scientific and artistic domains. Concerning the content, copyright include moral, economic, and other rights of authors. Economic rights of the author include: right of reproduction, right of distribution (right to put into circulation), right of communication of a copyright work to the public, and right of alteration. The author has the exclusive right to do with his copyright work and the benefits deriving from it whatever he likes, and to exclude any other person from it.

Audiovisual activities include the development, production, advertising, distribution and showing of audiovisual works.

Audiovisual works are feature and documentary films, animated films, alternative films, experimental films, and all other audiovisual works that are artistic and the author's expression irrespective of the technology used to make them, medium they are fixed on, and the way they are presented.

Film categories are feature films, documentary films, animated films, commercial films and experimental films.

Audiovisual works are considered co-authored works. The principal director is the main co-author of an audiovisual work. Other co-authors of an audiovisual work are the author of a screenplay, the principal cameraman, the principal image and sound editor and the composer of music specifically created for use in such work. If a drawing or animation represents an essential element of an audiovisual work, the principal drawer or the principal animator shall be considered as a co-author of that work.

A **producer of an audiovisual work** is a self-employed natural person/trade owner or legal person who initiates the process of production of an audiovisual work and completely supervises its production, raises the funds in its own name, organizes the production or takes responsibility for the overall financial operation and quality of the work and together with the director and team of authors participates in the process of creating audiovisual work, its promotion and marketing at film festivals and its exploitation.

Subject matter of protection of the rights of audiovisual producers is a **videogram**, as a fixation of an audiovisual work, as well as of a sequence of moving images accompanied by sound or without sound.

Distributor is a natural person or a legal entity that engaged in the distribution of audiovisual works, registered as a distributor of audiovisual works and registered in a distributors' records kept by the Croatian Audiovisual Centre.

Home use is handing over or sale of a videogram to business entities registered for renting videograms to citizens or sale of videograms for their personal use.

A **phonogram (audio recording)** is deemed to be the fixation of the sounds of a performance or of other sounds or of representations of sounds, other than in the form of fixations incorporated in an audiovisual work. Fixation means the embodiment of sounds, or of the representations thereof, in a medium from which they can be listened, reproduced or communicated through a device. A phonogram can be fixated to various media, e.g. CD, DVD, LP, or in a form of a digital medium etc. A phonogram is a subject matter of protection of the rights of a phonogram producers. The rights in a phonogram are not in any way limited with its embodiment in a videogram.

A **phonogram producer** is a natural or a legal person, who or which takes the initiative and has the responsibility for the first fixation of sounds of a performance or of other sounds or of representations of sounds. It shall be considered that the phonogram producer is the one whose name or company name is regularly indicated as the holder of the rights of phonogram producers on the phonogram, until proven to the contrary.

Abbreviations

| | |
|------|-----------------------------|
| CD | compact disc |
| DVD | digital video disc |
| HAVC | Croatian Audiovisual Centre |
| LP | long play record |
| USA | United States of America |
| VHS | video home system |
| VOD | video on demand |

Symbols

- no occurrence

Published by the Croatian Bureau of Statistics, Zagreb, Ilica 3, P. O. B. 80

Phone: (+385 1) 48 06 111

Press corner: press@dzs.hr

Persons responsible:

Mario Vlajčević, Director of Demographic and Social Statistics Directorate

Lidija Brković, Director General

Prepared by:

Marija Gojević, Gordana Bralić and Maja Lončar

USERS ARE KINDLY REQUESTED TO STATE THE SOURCE.

Customer Relations and Data Protection Department

Information and user requests

Phone: (+385 1) 48 06 138, 48 06 154, 48 06 115

E-mail: stat.info@dzs.hr

Subscription

Phone: (+385 1) 21 00 455

E-mail: prodaja@dzs.hr