

First Release

Year: LXII.

Zagreb, 30 April 2025

KUL-2025-2-1

ISSN 1334-0557



ARTISTIC PRODUCTION AND LIVE PERFORMANCES, 2024

Performing arts in 2024

For the purpose of harmonising the official statistics as well as data comparability with other member states of the European Union, the survey on performing arts has been moved from a season to a calendar year. Due to the specific nature of the artistic field, in addition to amateur theatres, that have been monitored for years already, since 2024 the population of orchestras, ensembles, choirs and folk dance and music ensembles has been expanded to cover amateur organisations/associations that, through their activities, continuously contribute to the development and presentation of the cultural scene in Croatia and abroad. Due to this methodological change, data for orchestras, ensembles, choirs and folk dance and music ensembles are not comparable with previous years.

Croatian theatres

A total of 159 theatres operated in 2024, of which 103 were professional theatres with permanent stages, 21 were professional children's theatres and 35 were amateur theatres.

A total of **14 514** plays were performed in Croatia and abroad, which was 22% more than in the 2022/2023 season. The plays were attended by **1 944 349** visitors in the Republic of Croatia and abroad, which was an increase of 8% compared to the 2022/2023 season. A total of 2 057 titles were performed in all theatres. Out of that, 1 196 titles, or 58%, were created by domestic authors. There were 488 premieres, of which 277 titles were created by domestic authors.

Professional theatres for all ages performed 17% more plays in Croatia and abroad and had 18% more visitors than in the previous season.

In 2024, amateur theatres performed 182 titles, of which 116 were created by domestic authors and 64 were premieres. A total of 476 plays were performed for 74 156 visitors in Croatia and abroad.

Professional children's theatres responded to this year's survey in slightly smaller numbers. A total of 21 children's theatres performed 456 titles, of which 236 were created by domestic authors and 43 were premieres, amounting to a total of 6 400 plays in Croatia and abroad for 401 759 youngest visitors.

Interesting data were obtained by processing theatres for 2024 – the theatre attendance by type of theatre and by the degree of urbanisation (G-4), showing clearly the importance of amateur theatres for rural areas. In cities and towns professional theatres are dominant, while in rural areas of the Republic of Croatia children's and amateur theatres had the most visitors. Theatre visitors in rural areas make up only 1% of the total visitor population (G-3), however, children's and amateur theatres are extremely important for access to cultural content in less populated areas of the Republic of Croatia.

Concerts of ensembles, orchestras and choirs

In 2024, 73 orchestras and ensembles were active, of which six were symphony and large orchestras, 34 were chamber orchestras and 33 were chamber ensembles. A total of **1 277** concerts, performances and festivities were performed, which were attended by **278 043** visitors.

Compared to the previous survey, the population of orchestras and ensembles was expanded by 36 amateur ensembles which continuously perform in the field of performing arts.

There were 14 active choirs in 2024, of which one professional and 13 amateur choirs. They performed 235 concerts for 54 453 visitors.

In 2024, 36 folk dance and music ensembles, of which only one professional, had 693 performances, of which 48 were abroad. They were attended by 286 306 visitors.

1 THEATRES

1.1 NUMBER OF THEATRES AND SEATS, EMPLOYEES, AMATEUR MEMBERS AND CHILDREN, 2024

	Number of theatres	Number of seats	Employees		Amateurs		Children	Personnel working on contractual basis
			Total	Of that, artists	Total	Of that, artists		
Total	159	20 911	3 044	1 603	850	803	1 258	3 485
Women	:	:	1 561	851	466	453	983	1 638
Professional theatres	103	13 581	2 727	1 421	339	333	878	3 008
Professional children's theatres	21	2 043	271	173	10	7	215	348
Amateur theatres	35	5 287	46	9	501	463	165	129

1.2 TITLES PERFORMED, BY AUTHOR'S ORIGIN, PLAYS AND ATTENDANCE, 2024

	Author's origin	Titles performed	Of that, premieres	Operation of theatres in Republic of Croatia				Tours abroad	
				Plays		Attendance		Plays	Attendance
				Total	On tours	Total	On tours		
Total	All	2 057	488	14 244	6 001	1 876 917	620 252	270	67 477
	Domestic	1 196	277	8 558	3 862	1 118 537	481 697	144	33 617
Professional theatres	All	1 419	381	7 417	2 272	1 413 691	410 324	221	54 788
	Domestic	844	198	4 436	1 701	715 140	288 786	107	22 341
Professional children's theatres	All	456	43	6 370	3 556	393 057	178 950	30	8 702
	Domestic	236	33	3 707	1 998	340 324	164 001	19	7 615
Amateur theatres	All	182	64	457	173	70 169	30 978	19	3 987
	Domestic	116	46	415	163	63 073	28 910	18	3 661

1.3 TITLES PERFORMED, PLAYS AND ATTENDANCE, 2024

		Total	Of that, titles by domestic authors	Titles performed by genre									
				Drama	Comedy	Opera, operetta, musical	Ballet	Contemporary dance and movement	Contemporary circus	Children's play	Puppet show	Multimedia / combined show	Other
Total													
Titles performed	All	2 057	1 196	309	300	52	22	138	8	754	215	19	240
	Premieres	488	277	104	73	22	11	32	1	101	31	5	108
Plays	All	14 244	8 558	1 523	2 149	263	138	2 549	10	5 078	2 014	47	473
Attendance	All	1 876 917	1 118 537	265 194	530 900	116 774	75 529	22 585	793	601 754	206 029	2 458	54 901
Professional theatres													
Titles performed	All	1 419	844	279	215	48	22	101	8	398	134	16	198
	Premieres	381	198	94	56	21	11	29	1	49	16	5	99
Plays	All	7 417	4 436	1 445	1 932	233	138	242	10	2 037	939	44	397
Attendance	All	1 413 691	715 140	256 148	491 585	111 718	75 529	20 335	793	295 180	110 294	2 413	49 696
Professional children's theatres													
Titles performed	All	456	236	4	2	4	-	34	-	310	77	-	25
	Premieres	43	33	1	1	1	-	-	-	28	12	-	-
Plays	All	6 370	3 707	17	22	30	-	2 303	-	2 885	1 061	-	52
Attendance	All	393 057	340 324	2 141	5 980	5 056	-	2 000	-	281 400	93 590	-	2 890
Amateur theatres													
Titles performed	All	182	116	26	83	-	-	3	-	46	4	3	17
	Premieres	64	46	9	16	-	-	3	-	24	3	-	9
Plays	All	457	415	61	195	-	-	4	-	156	14	3	24
Attendance	All	70 169	63 073	6 905	33 335	-	-	250	-	25 174	2 145	45	2 315

1.4 TITLES PERFORMED, PLAYS AND ATTENDANCE ON TOURS ABROAD, 2024

	Professional theatres				Professional children's theatres				Amateur theatres			
	Tours	Titles performed	Plays	Attendance	Tours	Titles performed	Plays	Attendance	Tours	Titles performed	Plays	Attendance
Total	173	132	221	54 788	22	21	30	8 702	16	11	19	3 987
Austria	5	5	5	1 206	1	1	1	86	-	-	-	-
Belgium	1	1	2	600	-	-	-	-	-	-	-	-
Bosnia and Herzegovina	53	37	62	14 792	6	6	6	810	6	4	7	1 280
Montenegro	16	10	17	3 763	2	2	3	600	1	1	1	50
Czech Republic	2	2	2	421	-	-	-	-	-	-	-	-
France	1	1	1	155	-	-	-	-	-	-	-	-
Italy	10	10	29	9 392	-	-	-	-	-	-	-	-
Japan	6	1	6	1 300	-	-	-	-	-	-	-	-
China	1	1	3	900	-	-	-	-	-	-	-	-
Kosovo	1	1	1	300	-	-	-	-	-	-	-	-
Hungary	1	1	1	152	-	-	-	-	-	-	-	-
Malta	7	7	7	746	1	1	1	200	-	-	-	-
Germany	5	4	6	1 286	2	2	6	759	1	1	1	300
Norway	1	1	1	300	-	-	-	-	-	-	-	-
Poland	1	1	1	436	-	-	-	-	-	-	-	-
Portugal	3	3	6	340	-	-	-	-	-	-	-	-
Romania	3	3	3	519	-	-	-	-	-	-	-	-
USA	-	-	-	-	1	1	1	600	-	-	-	-
North Macedonia	2	2	2	450	1	1	1	150	1	1	1	500
Slovenia	19	15	21	4 421	3	3	5	527	1	1	1	150
Serbia	26	19	34	9 790	3	3	4	770	5	3	7	1 557
Spain	2	2	2	388	-	-	-	-	-	-	-	-
Sri Lanka	1	1	1	135	-	-	-	-	1	.	1	150
Sweden	1	1	1	125	-	-	-	-	-	-	-	-
Switzerland	4	2	6	2 521	-	-	-	-	-	-	-	-
Türkiye	1	1	1	350	-	-	-	-	-	-	-	-
United Kingdom	-	-	-	-	2	1	2	4 200	-	-	-	-

2 ORCHESTRAS, ENSEMBLES AND CHOIRS, CROATIAN FOLK DANCE AND MUSIC ENSEMBLES

2.1 EMPLOYEES, 2024

	Orchestras, ensembles, choir	Employees							Personnel working on contractual basis	
		All	Women	Employed full-time	Artists		Other		All	Women
					Total	Conductors				
Professional orchestras and ensembles	73	391	130	372	345		3	38	1 520	645
Symphony and large orchestras	6	370	118	367	335		1	35	563	158
Chamber orchestras	34	4	1	3	3		1	1	707	395
Chamber ensembles	33	17	11	2	14		1	2	250	92
Choirs	14	39	20	39	36		4	3	100	43
Folk dance and music ensembles	36	99	43	93	71		-	28	75	33

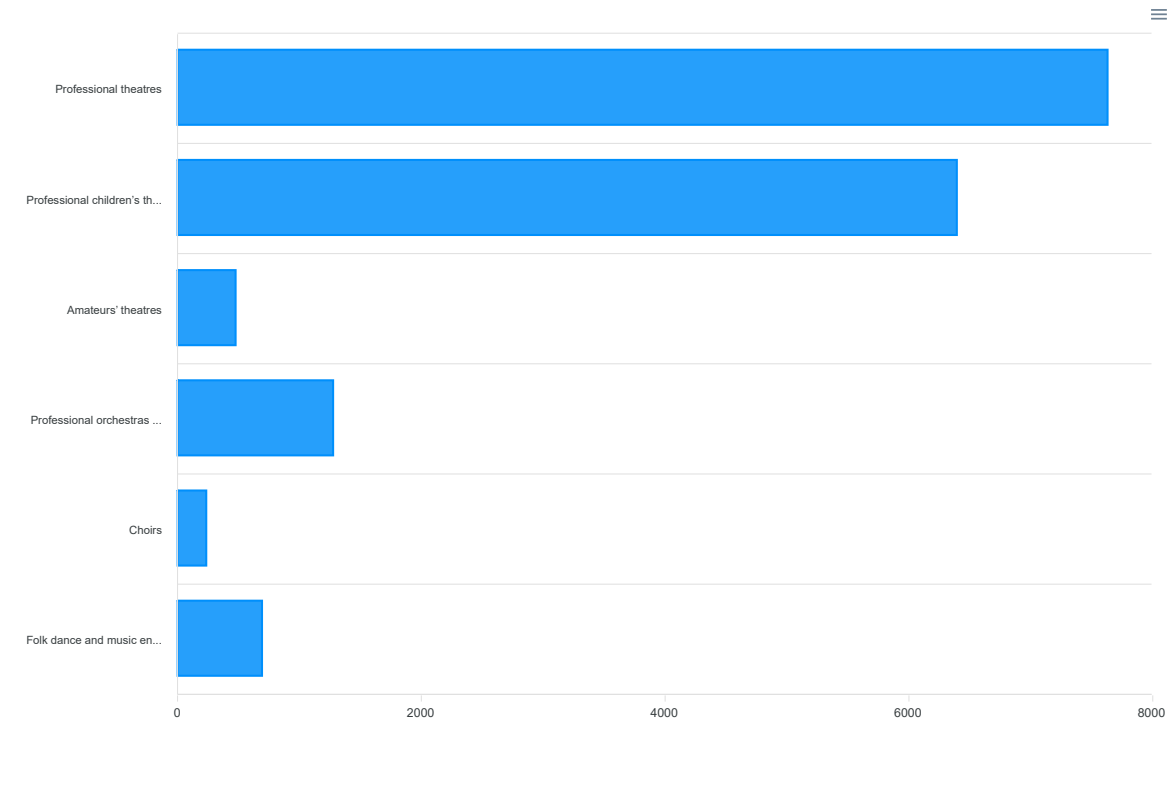
2.2 CONCERTS, PERFORMANCES AND FESTIVITIES, AND ATTENDANCE, 2024

	Professional orchestras and ensembles		Choirs		Folk dance and music ensembles	
	Concerts, performances and festivities	Attendance	Concerts, performances and festivities	Attendance	Concerts, performances and festivities	Attendance
Total	1 277	278 043	235	54 453	693	286 306
Concerts	988	213 468	129	32 355	372	124 666
Home	555	108 097	62	21 900	176	28 576
On tour	353	76 201	50	7 035	148	65 840
On tour abroad	80	29 170	17	3 420	48	30 250
Performing on performances and festivities	289	64 575	106	22 098	321	161 640

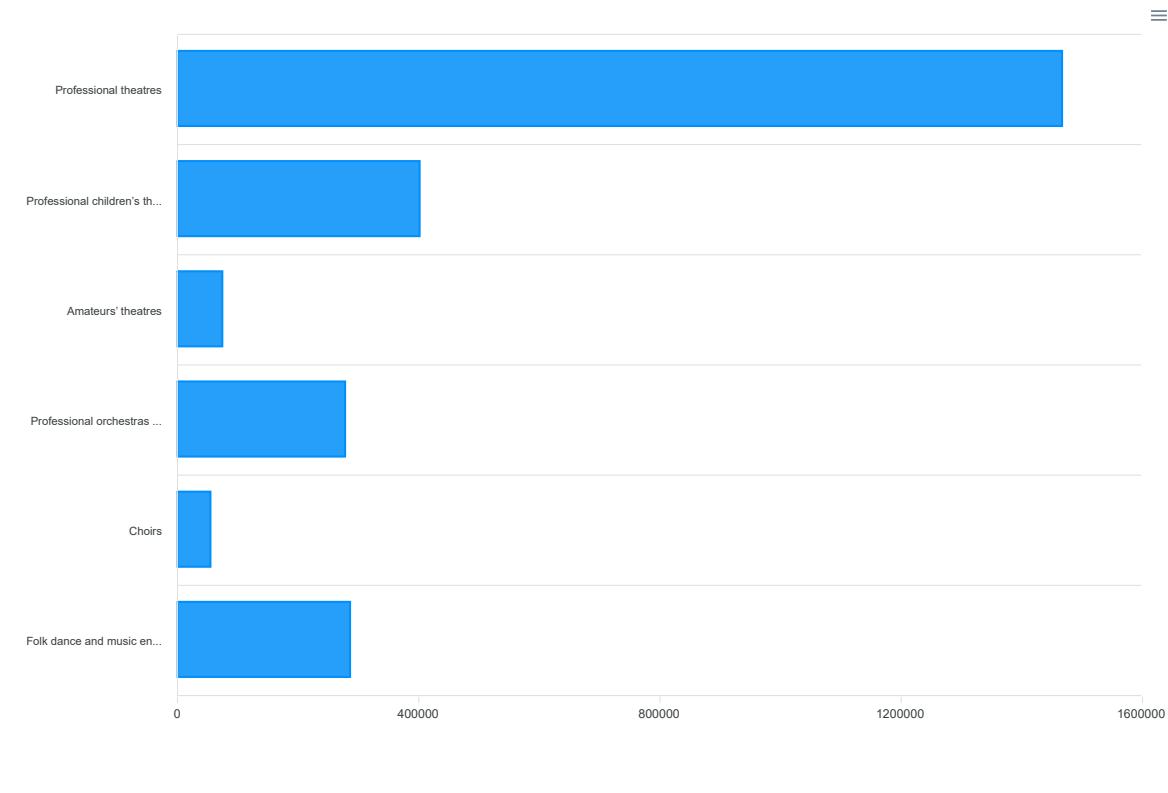
2.3 CONCERTS AND ATTENDANCE ON TOURS ABROAD, 2024

	Professional orchestras and ensembles			Choirs			Folk dance and music ensembles		
	Tours	Concerts	Attendance	Tours	Concerts	Attendance	Tours	Concerts	Attendance
Total	56	83	29 690	14	17	3 620	60	102	100 350
Argentina	-	-	-	-	-	-	1	3	600
Austria	2	3	600	-	-	-	-	-	-
Belgium	3	3	800	-	-	-	-	-	-
Bosnia and Herzegovina	3	3	1 350	1	3	300	21	21	18 950
Bulgaria	1	1	200	-	-	-	-	-	-
Cyprus	-	-	-	-	-	-	1	7	4 500
Montenegro	2	3	900	1	1	350	-	-	-
Czech Republic	3	6	5 560	-	-	-	3	3	1 100
France	3	3	3 200	-	-	-	-	-	-
Ireland	2	3	1 380	-	-	-	-	-	-
Italy	10	10	5 000	5	6	1 020	2	2	1 200
Canada	1	4	400	-	-	-	-	-	-
Kazakhstan	1	4	1 000	-	-	-	-	-	-
China	1	1	400	-	-	-	1	8	24 000
Luxembourg	1	1	100	-	-	-	-	-	-
Hungary	6	8	2 120	1	1	400	-	-	-
Mexico	-	-	-	-	-	-	1	5	8 000
Germany	4	4	880	1	1	700	-	-	-
New Zealand	1	6	800	-	-	-	-	-	-
Poland	-	-	-	-	-	-	2	2	2 000
USA	-	-	-	-	-	-	2	3	1 600
North Macedonia	-	-	-	-	-	-	2	7	2 100
Slovakia	1	1	400	-	-	-	10	17	25 450
Slovenia	3	5	810	5	5	850	7	7	4 600
Serbia	1	1	1 000	-	-	-	5	9	2 750
Spain	4	9	2 170	-	-	-	1	4	1 000
Switzerland	2	3	330	-	-	-	-	-	-
Türkiye	1	1	290	-	-	-	1	4	2 500

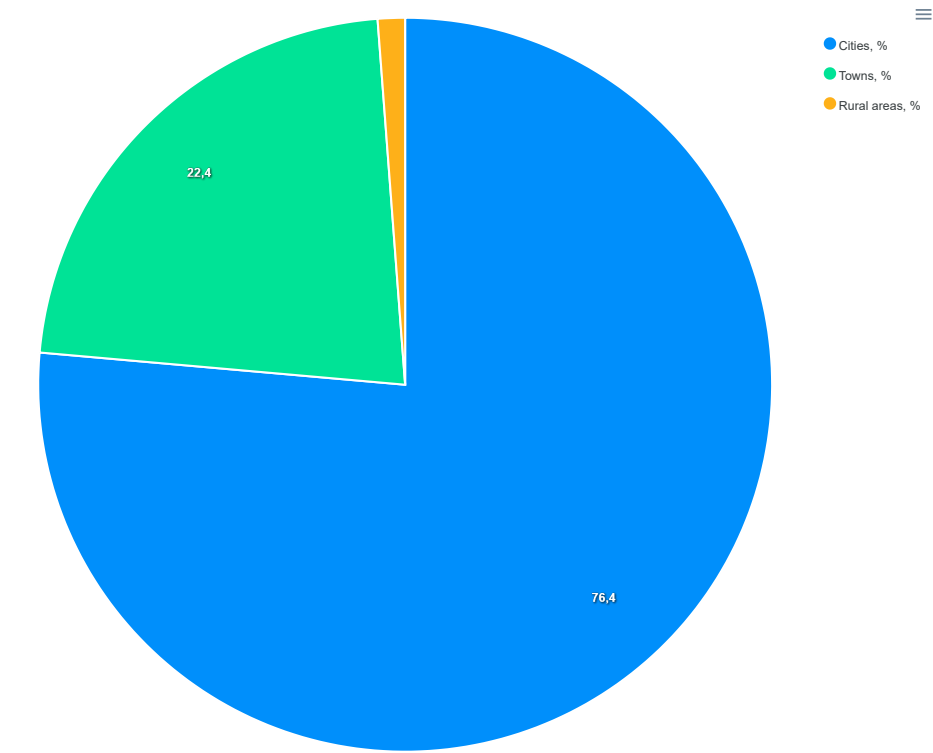
G-1 PLAYS AND CONCERTS IN 2024



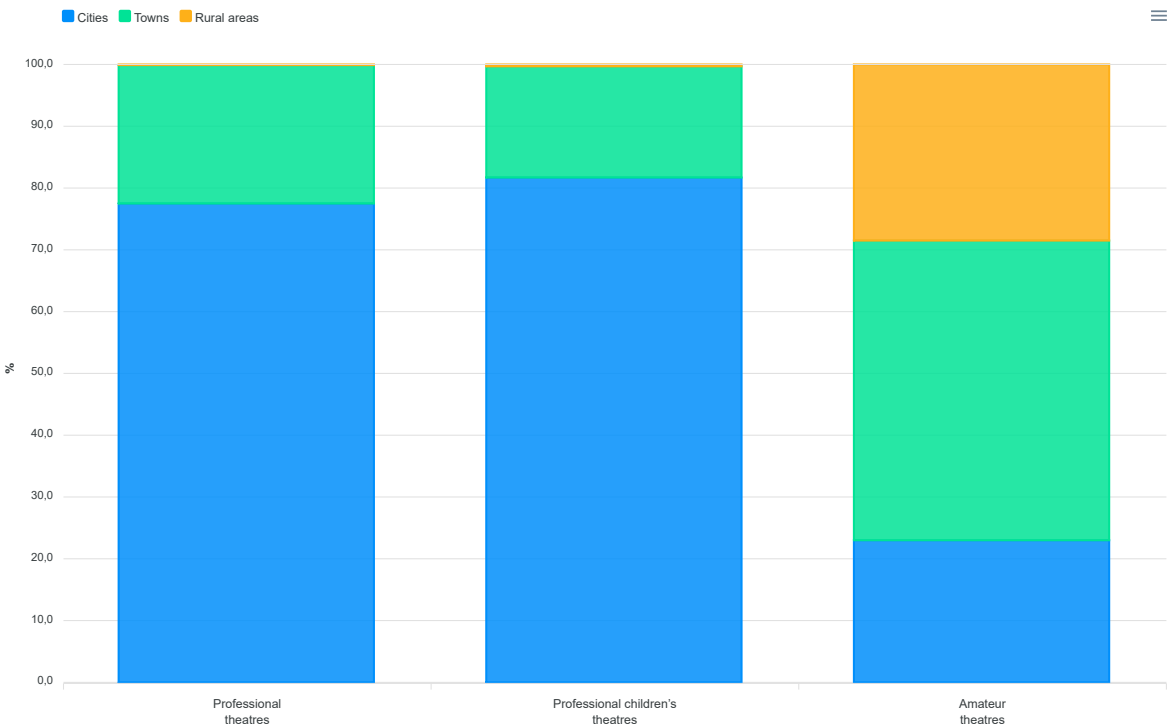
G-2 ATTENDANCE OF PLAYS AND CONCERTS IN 2024



G-3 THEATRE ATTENDANCE, BY DEGREE OF URBANISATION OF CITY/MUNICIPALITY IN 2024



G-4 THEATRE ATTENDANCE, BY TYPE OF THEATRE AND DEGREE OF URBANISATION OF CITY/MUNICIPALITY IN 2024



NOTES ON METHODOLOGY

Sources and methods of data collection

Data are the result of the processing of statistical reports filled in by professional, children's and amateur theatres on the Annual Report on Theatres (KU-1 form). Professional orchestras, ensembles and choirs, as well as amateur ensembles that perform professionally, fill in the Annual Report on Orchestras, Ensembles and Choirs (KU-2 form), while folk dance and music ensembles that actively promote traditional cultural heritage enter their data in the Annual Report on Folk Dance and Music Ensembles (KU-3 form).

Coverage and comparability

The survey covers professional, professional children's and amateur theatres, professional and amateur orchestras, ensembles and choirs on the territory of the Republic of Croatia that were performing in 2024, as well as Croatian folk dance and music ensembles that actively promoted traditional cultural heritage. The data are partly comparable to those from the previous surveys due to moving from a season to a calendar year and expanding the population of orchestras and ensembles to cover amateur organisations.

Definitions and explanations

Professional theatre is a cultural and artistic institution, that is, an artistic organisation, either with a resident professional company or with a professional company recruited only for individual performances on a contractual basis.

Professional children's theatre is a professional theatre regularly giving performances for children, which includes the participation of children along with that of a professional company.

Amateur theatre is a theatre in which the artistic company consists mostly of amateurs. It can either be independent or a constituent part of an association of cultural-artistic amateurism, home of culture, etc.

Stage is a separate space in a theatre or in another location where a professional company performs.

Professional orchestras and choirs are musical ensembles consisting of professional musicians/singers who may be employed either on a permanent or on a contractual basis.

Amateur orchestras and choirs are musical ensembles consisting of amateur musicians/singers, often as part of an association or an artistic organisation, which perform publicly, but their activities are voluntary, and they rarely have members employed on a permanent or on a contractual basis.

Croatian folk dance and music ensembles are ensembles consisting of professional and/or amateur singers and dancers whose goal is to collect authentic national folklore and perform artistic presentations of folk dances, music and songs.

Concert is a public performance that constitutes the whole programme of an event, while performing during formal events and festivities includes participation only in a part of the whole program.

Abbreviations

EU	European Union
USA	United States of America

Symbols

-	no occurrence
:	occurrence is not possible

Published by the Croatian Bureau of Statistics, Zagreb, Illica 3, P. O. B. 80

Phone: (+385 1) 48 06 111

Press corner: press@dzs.hr

Persons responsible:

Mario Vlajčević, Director of Demographic and Social Statistics Directorate

Lidija Brković, Director General

Prepared by:

Marija Gojević, Gordana Bralić and Maja Lončar

USERS ARE KINDLY REQUESTED TO STATE THE SOURCE.

Customer Relations and Data Protection Department

Information and user requests

Phone: (+385 1) 48 06 138, 48 06 154, 48 06 115

E-mail: stat.info@dzs.hr

Subscription

Phone: (+385 1) 21 00 455

E-mail: prodaja@dzs.hr