

## First Release

Year: LIX.

Zagreb, 11 November 2022

POD-2022-3-1

ISSN 1334-0557



# BASIC INDICATORS OF BUSINESS DEMOGRAPHY, 2021 – Provisional Data

Enterprises monitored by business demography statistics are classified in the sections B to S of the National Classification of Activities – NKD 2007, with the exception of section O – Public administration and defence; compulsory social security and division S94 – Activities of membership organisations.

According to the provisional results, in 2021, there was a total of 217 420 active enterprises employing 1 212 193 persons.

Within the total number of active enterprises in 2021, the most represented were enterprises in the activities of Wholesale and retail trade; repair of motor vehicles and motorcycles (16.5%), Professional, scientific and technical activities (16.4%), Construction (12.3%) and Manufacturing (10.7%).

The largest shares in the total number of employed persons were recorded in Manufacturing (22.4%) and Wholesale and retail trade; repair of motor vehicles and motorcycles (19.8%).

Within the total number of enterprise births in 2021, the activities with the largest shares were Professional, scientific and technical activities (17.4%), Construction (15.8%) and Wholesale and retail trade; repair of motor vehicles and motorcycles (11.5%).

Compared to the previous year, 2020, enterprise births significantly increased in Human health and social work activities (64.6%), in Real estate activities (63.2%) and in Electricity, gas, steam and air conditioning supply (58.2%). Compared to the data from 2019, this increase was even more pronounced in 2021 in the activities of Electricity, gas, steam and air conditioning supply (135.1%) and in Human health and social work activities (111.8%).

The survival rates had no major deviations compared to previous periods, but the one-year survival rate of enterprises that were born in 2020 stands out. It was the highest in the observed five-year period (90.0%).

Within the total number of enterprise deaths in 2020, the largest shares belonged to enterprises in Professional, scientific and technical activities (17.7%), the activities of Wholesale and retail trade; repair of motor vehicles and motorcycles (16.6%), and Accommodation and food service activities (10.1%).

### Notice

Data from 2019 are not comparable with data from previous years due to the enlargement of the coverage of active enterprises. In addition, until the 2019 reference year, legal and natural persons were used as the equivalent of enterprise, while since 2019, the definition of enterprise according to the EU methodology has been applied. This means that in some cases several legal entities that are part of the same group of enterprises are grouped into one enterprise if their activities are related and form part of the same production process.

## 1 NUMBER OF ENTERPRISES, BY ACTIVITY STATUS

	2016	2017	2018	2019	2020	2021 <sup>1)</sup>
Number of active enterprises	163 109	168 168	175 022	207 713	205 790	217 420
Number of enterprise births	14 026	14 792	16 667	26 192	19 281	23 926
Number of enterprise deaths	12 768	11 062	13 739	17 502	19 920 <sup>1)</sup>	...

1) Provisional data. Final data will be published in the database on 14 July 2023.

## 2 NUMBER OF ACTIVE ENTERPRISES AND NUMBER OF PERSONS EMPLOYED, ACCORDING TO NKD 2007.

	2019		2020		2021 <sup>1)</sup>	
	Number of enterprises	Number of persons employed	Number of enterprises	Number of persons employed	Number of enterprises	Number of persons employed
Total	207 713	1 224 872	205 790	1 196 478	217 420	1 212 193
B Mining and quarrying	203	1 910	188	1 947	187	1 711
C Manufacturing	22 361	279 214	22 118	271 018	23 188	271 103
D Electricity, gas, steam and air conditioning supply	599	14 685	564	14 661	581	14 802
E Water supply; sewerage, waste management and remediation activities	838	31 543	850	31 616	825	31 049
F Construction	22 959	119 702	23 952	126 510	26 705	134 318
G Wholesale and retail trade; repair of motor vehicles and motorcycles	36 919	243 616	35 314	238 471	35 784	240 607
H Transportation and storage	13 635	92 583	12 841	90 102	13 247	76 012
I Accommodation and food service activities	21 888	117 053	20 687	99 459	21 127	105 639
J Information and communication	11 091	51 511	11 699	53 387	13 089	57 854
K Financial and insurance activities	1 406	38 870	1 365	35 594	1 580	38 376
L Real estate activities	5 365	11 328	5 171	11 258	5 614	11 508
M Professional, scientific and technical activities	32 642	84 390	33 366	85 965	35 757	89 312
N Administrative and support service activities	11 710	60 355	11 191	56 932	11 936	59 385
P Education	2 541	10 025	2 787	10 735	3 082	10 741
Q Human health and social work activities	6 594	25 667	6 612	26 725	6 815	27 736
R Arts, entertainment and recreation	3 140	15 219	3 187	15 090	3 392	15 083
S Other service activities (except S94)	13 822	27 201	13 898	27 008	14 511	26 957

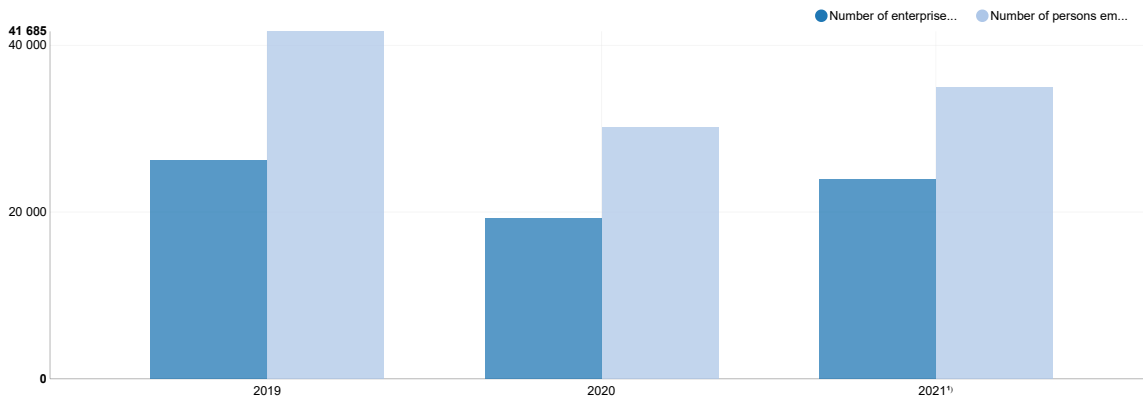
1) Provisional data. Final data will be published in the database on 14 July 2023.

## 3 NUMBER OF ENTERPRISE BIRTHS AND NUMBER OF PERSONS EMPLOYED, ACCORDING TO NKD 2007.

	2019		2020		2021 <sup>1)</sup>	
	Number of enterprises	Number of persons employed	Number of enterprises	Number of persons employed	Number of enterprises	Number of persons employed
Total	26 192	41 685	19 281	30 179	23 926	35 032
B Mining and quarrying	8	10	8	18	8	10
C Manufacturing	2 006	3 785	1 540	2 665	2 113	3 259
D Electricity, gas, steam and air conditioning supply	37	49	55	60	87	160
E Water supply; sewerage, waste management and remediation activities	59	105	49	71	52	83
F Construction	3 379	6 827	2 816	5 548	3 778	6 097
G Wholesale and retail trade; repair of motor vehicles and motorcycles	3 172	4 870	2 435	3 599	2 753	4 103
H Transportation and storage	2 230	3 353	1 276	2 361	1 349	2 245
I Accommodation and food service activities	2 774	6 576	1 710	4 046	1 758	3 936
J Information and communication	2 215	2 674	1 693	2 036	2 319	2 797
K Financial and insurance activities	110	148	86	121	102	184
L Real estate activities	703	803	481	541	785	973
M Professional, scientific and technical activities	4 284	5 156	3 449	4 021	4 170	4 948
N Administrative and support service activities	2 091	3 184	1 235	1 809	1 560	2 152
P Education	479	590	423	494	517	617
Q Human health and social work activities	279	523	359	743	591	1150
R Arts, entertainment and recreation	617	753	380	453	454	509
S Other service activities (except S94)	1 749	2 279	1 286	1 593	1 530	1 809

1) Provisional data. Final data will be published in the database on 14 July 2023.

### G-1 NUMBER OF ENTERPRISE BIRTHS AND NUMBER OF PERSONS EMPLOYED, 2019 – 2021



1) Provisional data. Final data on the number of enterprise births in 2021 will be published in the database on 14 July 2023.

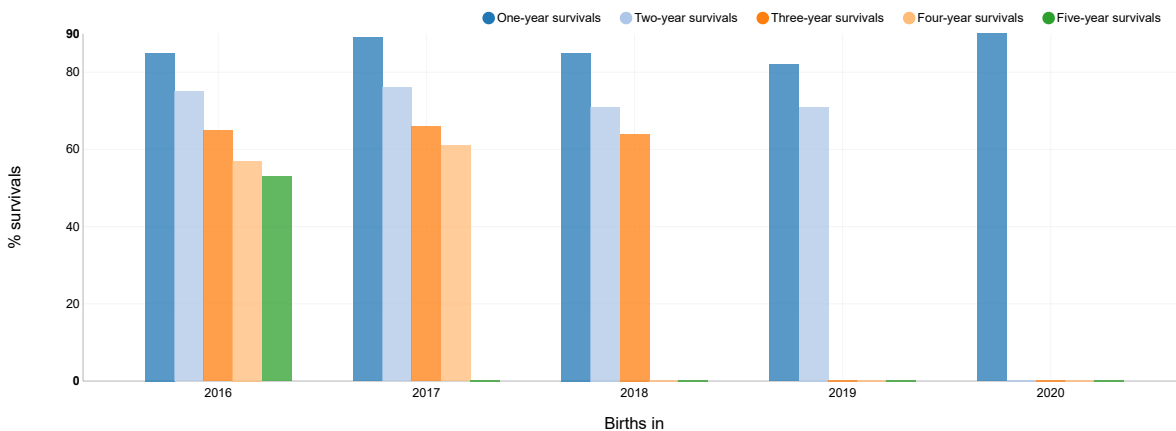
### 4 SURVIVAL RATE<sup>1)</sup> OF ENTERPRISES BORN FROM 2016 TO 2020

	Births in					%
	2016	2017	2018	2019	2020	
One-year survivals	85	89	85	82	90 <sup>2)</sup>	
Two-year survivals	75	76	71	71 <sup>2)</sup>	...	
Three-year survivals	65	66	64 <sup>2)</sup>	...	...	
Four-year survivals	57	61 <sup>2)</sup>	...	...	...	
Five-year survivals	53 <sup>2)</sup>	...	...	...	...	

1) Survival rate represents the percentage of enterprises that were constantly active after the year of birth.

2) Provisional data. Final data will be published in the database on 14 July 2023.

### G-2 SURVIVAL RATE<sup>1)</sup> OF ENTERPRISES BORN FROM 2016 TO 2020



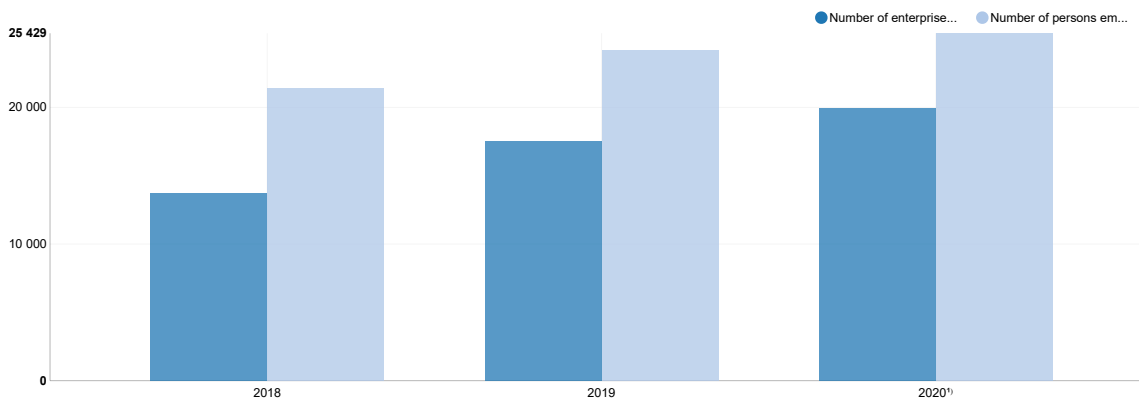
1) Survival rate represents the percentage of enterprises that were constantly active after the year of birth.

## 5 NUMBER OF ENTERPRISE DEATHS AND NUMBER OF PERSONS EMPLOYED, ACCORDING TO NKD 2007.

	2018		2019		2020 <sup>1)</sup>	
	Number of enterprises	Number of persons employed	Number of enterprises	Number of persons employed	Number of enterprises	Number of persons employed
Total	13 739	21 427	17 502	24 199	19 920	25 429
B Mining and quarrying	17	17	15	21	13	13
C Manufacturing	1 337	2 434	1 521	2 254	1 644	2 189
D Electricity, gas, steam and air conditioning supply	51	54	70	96	72	79
E Water supply; sewerage, waste management and remediation activities	51	66	35	42	55	65
F Construction	1 562	2 423	1 617	2 412	1 915	2 801
G Wholesale and retail trade; repair of motor vehicles and motorcycles	3 316	4 639	3 453	4 644	3 300	4 182
H Transportation and storage	621	1 130	1 422	2 000	1 141	1 715
I Accommodation and food service activities	2 437	5 015	2 684	4 731	2 002	3 511
J Information and communication	518	644	911	1 017	1 576	1 667
K Financial and insurance activities	52	58	81	96	126	137
L Real estate activities	592	652	628	653	1 115	1 178
M Professional, scientific and technical activities	1 324	1 627	2 109	2 382	3 522	3 800
N Administrative and support service activities	806	1 241	1 423	1 867	1 407	1 636
P Education	124	181	171	216	381	423
Q Human health and social work activities	67	130	100	148	148	215
R Arts, entertainment and recreation	283	326	278	317	455	488
S Other service activities (except S94)	581	790	984	1 303	1 048	1 330

1) Provisional data. Final data will be published in the database on 14 July 2023.

### G-3 NUMBER OF ENTERPRISE DEATHS AND NUMBER OF PERSONS EMPLOYED, 2018 – 2020



1) Provisional data. Final data on the number of enterprise deaths in 2020 will be published in the database on 14 July 2023.

## NOTES ON METHODOLOGY

Business demography data are prepared in line with the methodology developed by Eurostat and OECD. Since the reference year 2021, methodological standards have been applied in accordance with Regulation (EU) No. 2019/2152 of the European Parliament and of the Council of 27 November 2019 on European business statistics, repealing 10 legal acts in the field of business statistics, which extends the coverage to the entire section K – Financial and insurance activities, and excludes division S94 – Activities of membership organisations.

### Data sources

Business demography statistics is based on data from the Statistical Business Register (SBR) of the Croatian Bureau of Statistics.

### Observation units

The main observation unit used for business demography statistics is an enterprise. Each enterprise as a whole is assigned a code number of its principal activity according to the National Classification of Activities. The principal activity is determined and updated by the Statistical Business Register. The criterion for determining the principal activity is the largest share in the total value added of an enterprise. If it is not possible to obtain accurate information on the value added, substitute criteria, such as income and/or the

number of persons employed, are applied. For enterprises classified in section K – Financial and insurance activities, the observation units are still legal and natural persons that are used as substitutes for enterprises.

#### Coverage

Business demography data refer to enterprises registered in the SBR that are classified in sections B – S according to the NKD 2007., with the exception of section O – Public administration and defence; compulsory social security and division S94 – Activities of membership organisations.

#### Definitions and explanations

**Enterprise** in the statistical sense is a business entity that represents an organisational unit for producing goods and/or services and benefits from a certain degree of autonomy. Depending on the business and organisational situation, it may correspond to only one legal unit or a group of several legal units. In addition to legal entities, enterprises also include free lances and crafts (since 2019, also those whose activity has been determined on the basis of lump sum income tax reports). [Council Regulation \(EEC\) No. 696/93 on the statistical units for the observation and analysis of the production system in the Community](#) is fully implemented, and enterprises become the central observation unit in business demography. Until the 2019 reference year, legal entities and natural persons were treated as proxies for enterprises, while the use of the common EU definition of enterprises will ensure a clear distinction between these terms.

**Number of active enterprises** is the number of enterprises registered in the Statistical Business Register that were active during at least a part of the reference year.

Enterprise is considered to be active if it either had employment or realised turnover or investments.

**Number of persons employed** is defined as the total number of persons who work in an enterprise (including working proprietors, partners working regularly in the unit, unpaid family workers and voluntary workers), as well as persons who work outside the enterprise who belong to it and are paid by it, calculated as an annual average.

**Enterprise births** include enterprises that started an economic activity in the reference year.

Births exclude events such as mergers, break-ups, split-offs or restructuring of a set of enterprises.

Enterprise birth is not equal to the registration of an enterprise in a competent register. It is the result of the comparison and analysis of populations of active enterprises in three consecutive years.

**Enterprise deaths** include enterprises that have not been economically active for two consecutive years after the last year of activity. Deaths exclude enterprises that ceased to operate due to a split-up, take-over or merger.

**Survived enterprise** is the one without discontinuity in its activity status in years after the year of birth.

**Survival rate of newly born enterprises** in a given reference period is the number of enterprises that were born in year xx-n and survived to year xx as a percentage of all enterprises born in year xx-n.

#### Territorial constitution

Population covers enterprises resident in the Republic of Croatia.

#### Abbreviations

EEC	European Economic Community
EU	European Union
Eurostat	Statistical Office of the European Communities
OECD	Organisation for Economic Co-operation and Development

#### Symbols

... data not available

**Published by the Croatian Bureau of Statistics, Zagreb, Illica 3, P. O. B. 80**

Phone: (+385 1) 48 06 111

Press corner: [press@dzs.hr](mailto:press@dzs.hr)

Persons responsible:

Milenka Primorac Čačić, Director of Business Statistics Directorate

Lidija Brković, Director General

Prepared by:

Zrinka Pavlović and Ana Veledar

**USERS ARE KINDLY REQUESTED TO STATE THE SOURCE.**

Customer Relations and Data Protection Department

Information and user requests

Phone: (+385 1) 48 06 138, 48 06 154

E-mail: [stat.info@dzs.hr](mailto:stat.info@dzs.hr)

Subscription

Phone: (+385 1) 48 06 115

E-mail: [prodaja@dzs.hr](mailto:prodaja@dzs.hr)