

First Release

Year: LX.

Zagreb, 30 April 2024

RAD-2023-2-3

ISSN 1334-0557



PERSONS IN PAID EMPLOYMENT, BY SEX AND ACTIVITIES, SITUATION AS ON 31 MARCH 2023

On 31 March 2023, there were 1 366 142 persons in employment in legal entities in the Republic of Croatia, which was 3.7% more compared to the situation on the same day of the previous year. Out of the total number, there were 658 474 women and 707 668 men. As compared to the situation in 2022, the number of employed women increased by 4.5% and the number of employed men increased by 3.0%.

An increase in the total number of persons in employment was recorded in 16 activity sections, ranging from 12.4% in Information and communication to 0.1% in Electricity, gas, steam and air conditioning supply.

A decrease was recorded in three activity sections, ranging from 2.6% in Financial and insurance activities to 0.8% in Human health and social work activities.

The number of employed women increased in 16 activity sections, ranging from 11.7% in Wholesale and retail trade; repair of motor vehicles and motorcycles to 0.1% in Manufacturing. A decrease was recorded in three activity sections, ranging from 2.5% in Financial and insurance activities to 0.9% in Human health and social work activities.

The number of employed men increased in 12 activity sections, ranging from 13.1% in Information and communication to 0.5% in Manufacturing. A decrease was recorded in seven activity sections, ranging from 3.1% in Financial and insurance activities to 0.6% in Human health and social work activities.

1 NUMBER OF PERSONS IN EMPLOYMENT IN LEGAL ENTITIES

	31 III 2022	31 III 2023	Chain indices
Total	1 316 990	1 366 142	103,7
Women	629 988	658 474	104,5
Men	687 002	707 668	103,0

2 NUMBER OF PERSONS IN EMPLOYMENT IN LEGAL ENTITIES, BY SEX AND ACCORDING TO NKD 2007¹⁾ ACTIVITIES, SITUATION AS ON 31 MARCH 2023

		Number of persons in employment		
		Total	Women	Men
	Total	1 366 142	658 474	707 668
A	Agriculture, forestry and fishing	23 916	7 190	16 726
01	Crop and animal production, hunting and related service activities	12 655	4 542	8 113
02	Forestry and logging	8 556	1 797	6 759
03	Fishing and aquaculture	2 705	851	1 854
B	Mining and quarrying	4 130	424	3 706
06	Extraction of crude petroleum and natural gas	817	109	708
08	Other mining and quarrying	2 128	265	1 863
09	Mining support service activities	1 185	50	1 135
C	Manufacturing	219 900	78 600	141 300
10	Manufacture of food products	36 757	18 745	18 012
11	Manufacture of beverages	5 249	1 800	3 449
12	Manufacture of tobacco products	754	244	510
13	Manufacture of textiles	3 155	2 108	1 047
14	Manufacture of wearing apparel	9 478	8 423	1 055
15	Manufacture of leather and related products	8 251	6 614	1 637
16	Manufacture of wood and of products of wood and cork, except furniture; manufacture of articles of straw and plaiting materials	15 927	4 894	11 033
17	Manufacture of paper and paper products	4 365	1 483	2 882
18	Printing and reproduction of recorded media	6 322	2 586	3 736
19	Manufacture of coke and refined petroleum products	1 360	454	906
20	Manufacture of chemicals and chemical products	5 624	2 181	3 443
21	Manufacture of basic pharmaceutical products and pharmaceutical preparations	5 858	3 535	2 323
22	Manufacture of rubber and plastic products	10 447	3 222	7 225
23	Manufacture of other non-metallic mineral products	11 546	2 327	9 219
24	Manufacture of basic metals	3 938	940	2 998
25	Manufacture of fabricated metal products, except machinery and equipment	29 598	4 131	25 467
26	Manufacture of computer, electronic and optical products	4 294	1 647	2 647
27	Manufacture of electrical equipment	10 560	3 206	7 354
28	Manufacture of machinery and equipment n. e. c.	11 774	1 690	10 084
29	Manufacture of motor vehicles, trailers and semi-trailers	3 258	1 049	2 209
30	Manufacture of other transport equipment	5 696	976	4 720
31	Manufacture of furniture	9 332	2 898	6 434
32	Other manufacturing	3 435	1 864	1 571
33	Repair and installation of machinery and equipment	12 922	1 583	11 339
D	Electricity, gas, steam and air conditioning supply	14 439	3 304	11 135
35	Electricity, gas, steam and air conditioning supply	14 439	3 304	11 135
E	Water supply; sewerage, waste management and remediation activities	26 968	5 847	21 121
36	Water collection, treatment and supply	8 056	1 746	6 310
37	Sewerage	463	100	363
38	Waste collection, treatment and disposal activities; materials recovery	17 136	3 796	13 340
39	Remediation activities and other waste management services	1 313	205	1 108
F	Construction	106 050	10 845	95 205
41	Construction of buildings	41 918	4 339	37 579
42	Civil engineering	22 161	2 322	19 839
43	Specialised construction activities	41 971	4 184	37 787
G	Wholesale and retail trade; repair of motor vehicles and motorcycles	215 066	121 928	93 138
45	Wholesale and retail trade and repair of motor vehicles and motorcycles	18 274	3 508	14 766
46	Wholesale trade, except of motor vehicles and motorcycles	73 695	27 884	45 811
47	Retail trade, except of motor vehicles and motorcycles	123 097	90 536	32 561
H	Transportation and storage	72 341	17 529	54 812
49	Land transport and transport via pipelines	34 386	5 196	29 190
50	Water transport	3 180	653	2 527
51	Air transport	1 216	576	640
52	Warehousing and support activities for transportation	23 023	6 944	16 079

53	Postal and courier activities	10 536	4 160	6 376
I	Accommodation and food service activities	74 217	38 731	35 486
55	Accommodation	34 953	19 665	15 288
56	Food and beverage service activities	39 264	19 066	20 198
J	Information and communication	55 971	20 481	35 490
58	Publishing activities	4 285	2 328	1 957
59	Motion picture, video and television programme production, sound recording and music publishing activities	1 466	645	821
60	Programming and broadcasting activities	4 701	2 172	2 529
61	Telecommunications	8 972	3 527	5 445
62	Computer programming, consultancy and related activities	32 735	10 282	22 453
63	Information service activities	3 812	1 527	2 285
K	Financial and insurance activities	34 965	23 940	11 025
64	Financial service activities, except insurance and pension funding	21 066	15 081	5 985
65	Insurance, reinsurance and pension funding, except compulsory social security	7 961	4 991	2 970
66	Activities auxiliary to financial services and insurance activities	5 938	3 868	2 070
L	Real estate activities	9 194	4 357	4 837
68	Real estate activities	9 194	4 357	4 837
M	Professional, scientific and technical activities	70 866	35 127	35 739
69	Legal and accounting activities	14 241	10 540	3 701
70	Activities of head offices; management consultancy activities	9 670	4 974	4 696
71	Architectural and engineering activities; technical testing and analysis	28 555	9 972	18 583
72	Scientific research and development	6 517	3 443	3 074
73	Advertising and market research	6 087	3 337	2 750
74	Other professional, scientific and technical activities	3 678	1 841	1 837
75	Veterinary activities	2 118	1 020	1 098
N	Administrative and support service activities	49 505	23 199	26 306
77	Rental and leasing activities	4 835	1 540	3 295
78	Employment activities	9 918	4 672	5 246
79	Travel agency, tour operator reservation service and related activities	4 768	2 900	1 868
80	Security and investigation activities	10 964	2 220	8 744
81	Services to buildings and landscape activities	13 431	8 380	5 051
82	Office administrative, office support and other business support activities	5 589	3 487	2 102
O	Public administration and defence; compulsory social security	107 532	55 342	52 190
84	Public administration and defence; compulsory social security	107 532	55 342	52 190
P	Education	127 810	100 666	27 144
85	Education	127 810	100 666	27 144
Q	Human health and social work activities	104 600	81 448	23 152
86	Human health activities	82 055	62 388	19 667
87	Residential care activities	14 808	12 637	2 171
88	Social work activities without accommodation	7 737	6 423	1 314
R	Arts, entertainment and recreation	27 329	15 130	12 199
90	Creative, arts and entertainment activities	4 068	1 986	2 082
91	Libraries, archives, museums and other cultural activities	6 424	4 177	2 247
92	Gambling and betting activities	7 267	5 190	2 077
93	Sports activities and amusement and recreation activities	9 570	3 777	5 793
S	Other service activities	21 343	14 386	6 957
94	Activities of membership organisations	10 930	7 573	3 357
95	Repair of computers and personal and household goods	1 971	428	1 543
96	Other personal service activities	8 442	6 385	2 057

1) Activity sections T (Activities of households as employers; undifferentiated goods – and services – producing activities of households for own use) and U (Activities of extraterritorial organisations and bodies) as well as their divisions are not presented in this First Release, since they were not covered by the survey.

3 STRUCTURE OF PERSONS IN EMPLOYMENT, BY ACTIVITY SECTORS, SITUATION AS ON 31 MARCH 2023

	Number of persons in employment			Structure, %		
	Total	Women	Men	Total	Women	Men
Total	1 366 142	658 474	707 668	100,0	100,0	100,0
Agricultural activities	23 916	7 190	16 726	1,8	1,1	2,4
Non-agricultural activities	265 437	88 175	177 262	19,4	13,4	25,0
Service activities	1 076 789	563 109	513 680	78,8	85,5	72,6

4 PERSONS IN EMPLOYMENT IN LEGAL ENTITIES, ACCORDING TO NKD 2007¹⁾, BY SEX AND TYPE OF EMPLOYMENT, SITUATION AS ON 31 MARCH 2023²⁾

	Total	Women	Men	Employment for unspecified period of time			Employment for fixed period of time			Trainees			Share in total number of persons in employment, %		
				All	Women	Men	All	Women	Men	All	Women	Men	Employment for unspecified period of time	Employment for a fixed period of time	Trainees
Total	1 270 298	619 421	650 877	1 065 462	520 530	544 932	199 028	95 144	103 884	5 808	3 747	2 061	83,9	15,7	0,5
A Agriculture, forestry and fishing	22 555	6 684	15 871	18 974	5 638	13 336	3 481	1 013	2 468	100	33	67	84,1	15,4	0,4
B Mining and quarrying	4 004	413	3 591	3 714	387	3 327	284	25	259	6	1	5	92,8	7,1	0,1
C Manufacturing	210 235	75 574	134 661	178 791	65 345	113 446	31 201	10 131	21 070	243	98	145	85,0	14,8	0,1
D Electricity, gas, steam and air conditioning supply	14 149	3 239	10 910	13 538	3 114	10 424	590	118	472	21	7	14	95,7	4,2	0,1
E Water supply; sewerage, waste management and remediation activities	26 637	5 766	20 871	24 439	5 317	19 122	2 185	442	1 743	13	7	6	91,7	8,2	0,0
F Construction	92 292	9 395	82 897	66 782	8 232	58 550	25 458	1 146	24 312	52	17	35	72,4	27,6	0,1
G Wholesale and retail trade; repair of motor vehicles and motorcycles	197 927	114 639	83 288	167 139	95 413	71 726	30 659	19 128	11 531	129	98	31	84,4	15,5	0,1
H Transportation and storage	67 798	16 746	51 052	58 322	15 075	43 247	9 293	1 627	7 666	183	44	139	86,0	13,7	0,3
I Accommodation and food service activities	66 543	34 860	31 683	46 283	24 508	21 775	20 186	10 315	9 871	74	37	37	69,6	30,3	0,1
J Information and communication	49 932	18 353	31 579	46 701	16 950	29 751	3 110	1 359	1 751	121	44	77	93,5	6,2	0,2
K Financial and insurance activities	34 314	23 531	10 783	31 677	21 667	10 010	2 430	1 708	722	207	156	51	92,3	7,1	0,6
L Real estate activities	6 711	3 181	3 530	5 825	2 748	3 077	886	433	453	-	-	-	86,8	13,2	-
M Professional, scientific and technical activities	55 389	27 007	28 382	49 403	24 192	25 211	5 817	2 721	3 096	169	94	75	89,2	10,5	0,3
N Administrative and support service activities	45 341	21 055	24 286	28 921	12 437	16 484	16 411	8 616	7 795	9	2	7	63,8	36,2	0,0
O Public administration and defence; compulsory social security	107 398	55 251	52 147	100 395	50 126	50 269	5 751	4 492	1 259	1 252	633	619	93,5	5,4	1,2
P Education	126 738	99 991	26 747	102 809	81 148	21 661	21 600	17 082	4 518	2 329	1 761	568	81,1	17,0	1,8
Q Human health and social work activities	103 175	80 351	22 824	90 254	69 929	20 325	12 072	9 741	2 331	849	681	168	87,5	11,7	0,8
R Arts, entertainment and recreation	24 323	13 868	10 455	20 365	11 623	8 742	3 913	2 217	1 696	45	28	17	83,7	16,1	0,2
S Other service activities	14 837	9 517	5 320	11 130	6 681	4 449	3 701	2 830	871	6	6	-	75,0	24,9	0,0

1) Activity sections T (Activities of households as employers; undifferentiated goods – and services – producing activities of households for own use) and U (Activities of extraterritorial organisations and bodies) as well as their divisions are not presented in this First Release, since they were not covered by the survey.

2) See Notes on Methodology.

5 PERSONS IN EMPLOYMENT IN LEGAL ENTITIES, ACCORDING TO NKD 2007¹⁾, BY SEX AND TYPE OF EMPLOYMENT, SITUATION AS ON 31 MARCH 2023²⁾

	Total	Women	Men	Full-time employment			Part-time employment			Short-time employment			Share in total number of persons in employment, %		
				All	Women	Men	All	Women	Men	All	Women	Men	Full-time employment	Part-time employment	Short-time employment
				Total	1 270 298	619 421	650 877	1 208 170	582 229	625 941	60 791	36 376	24 415	1 337	816
A Agriculture, forestry and fishing	22 555	6 684	15 871	22 076	6 488	15 588	446	165	281	33	31	2	97,9	2,0	0,1
B Mining and quarrying	4 004	413	3 591	3 929	393	3 536	69	16	53	6	4	2	98,1	1,7	0,1
C Manufacturing	210 235	75 574	134 661	206 172	73 937	132 235	3 882	1 534	2 348	181	103	78	98,1	1,8	0,1
D Electricity, gas, steam and air conditioning supply	14 149	3 239	10 910	14 062	3 201	10 861	84	37	47	3	1	2	99,4	0,6	0,0
E Water supply; sewerage, waste management and remediation activities	26 637	5 766	20 871	26 078	5 527	20 551	532	220	312	27	19	8	97,9	2,0	0,1
F Construction	92 292	9 395	82 897	88 114	8 542	79 572	4 078	833	3 245	100	20	80	95,5	4,4	0,1
G Wholesale and retail trade; repair of motor vehicles and motorcycles	197 927	114 639	83 288	190 718	109 798	80 920	7 009	4 709	2 300	200	132	68	96,4	3,5	0,1
H Transportation and storage	67 798	16 746	51 052	65 327	16 014	49 313	2 304	640	1 664	167	92	75	96,4	3,4	0,2
I Accommodation and food service activities	66 543	34 860	31 683	62 843	33 005	29 838	3 641	1 825	1 816	59	30	29	94,4	5,5	0,1
J Information and communication	49 932	18 353	31 579	48 951	17 929	31 022	940	404	536	41	20	21	98,0	1,9	0,1
K Financial and insurance activities	34 314	23 531	10 783	33 748	23 157	10 591	556	366	190	10	8	2	98,4	1,6	0,0
L Real estate activities	6 711	3 181	3 530	6 168	2 880	3 288	530	291	239	13	10	3	91,9	7,9	0,2
M Professional, scientific and technical activities	55 389	27 007	28 382	52 555	25 653	26 902	2 755	1 307	1 448	79	47	32	94,9	5,0	0,1
N Administrative and support service activities	45 341	21 055	24 286	39 679	17 386	22 293	5 569	3 632	1 937	93	37	56	87,5	12,3	0,2
O Public administration and defence; compulsory social security	107 398	55 251	52 147	106 907	54 851	52 056	387	312	75	104	88	16	99,5	0,4	0,1
P Education	126 738	99 991	26 747	105 770	84 808	20 962	20 904	15 128	5 776	64	55	9	83,5	16,5	0,1
Q Human health and social work activities	103 175	80 351	22 824	98 308	76 839	21 469	4 743	3 412	1 331	124	100	24	95,3	4,6	0,1
R Arts, entertainment and recreation	24 323	13 868	10 455	23 308	13 313	9 995	993	543	450	22	12	10	95,8	4,1	0,1
S Other service activities	14 837	9 517	5 320	13 457	8 508	4 949	1 369	1 002	367	11	7	4	90,7	9,2	0,1

1) Activity sections T (Activities of households as employers; undifferentiated goods – and services – producing activities of households for own use) and U (Activities of extraterritorial organisations and bodies) as well as their divisions are not presented in this First Release, since they were not covered by the survey.

2) See Notes on Methodology.

6 PERSONS IN EMPLOYMENT IN LEGAL ENTITIES, ACCORDING TO NKD 2007¹⁾, BY SEX AND EDUCATIONAL ATTAINMENT, SITUATION AS ON 31 MARCH 2023²⁾

	Total	Educational attainment							
		Graduate study and postgraduate study	Undergraduate study	Professional short-term study	Grammar school	Vocational secondary school	Semi-skilled	Basic school (8 years)	No schooling
Total	1 270 298	312 782	103 995	23 540	38 439	700 341	22 069	57 554	11 578
Women	619 421	188 588	62 778	12 152	20 068	294 008	8 726	28 217	4 884
Men	650 877	124 194	41 217	11 388	18 371	406 333	13 343	29 337	6 694
A Agriculture, forestry and fishing	22 555	3 787	819	137	677	12 964	522	3 324	325
Women	6 684	1 517	386	45	280	3 483	79	810	84
Men	15 871	2 270	433	92	397	9 481	443	2 514	241
B Mining and quarrying	4 004	640	138	20	17	2 911	144	84	50
Women	413	164	28	3	7	201	1	7	2
Men	3 591	476	110	17	10	2 710	143	77	48
C Manufacturing	210 235	24 217	9 731	3 881	5 725	142 256	4 770	16 663	2 992
Women	75 574	11 043	3 903	1 466	2 495	45 789	1 567	8 219	1 092
Men	134 661	13 174	5 828	2 415	3 230	96 467	3 203	8 444	1 900
D Electricity, gas, steam and air conditioning supply	14 149	3 684	1 083	113	595	8 167	200	235	72
Women	3 239	1 280	339	16	329	1 200	17	45	13
Men	10 910	2 404	744	97	266	6 967	183	190	59
E Water supply; sewerage, waste management and remediation activities	26 637	3 107	1 493	221	972	16 495	708	3 139	502
Women	5 766	1 564	595	93	201	2 664	70	479	100
Men	20 871	1 543	898	128	771	13 831	638	2 660	402
F Construction	92 292	8 426	3 594	1 096	1 152	63 676	5 396	7 272	1 680
Women	9 395	2 547	988	244	306	4 867	79	323	41
Men	82 897	5 879	2 606	852	846	58 809	5 317	6 949	1 639
G Wholesale and retail trade; repair of motor vehicles and motorcycles	197 927	24 005	9 503	4 071	5 801	146 596	1 567	4 401	1 983
Women	114 639	14 207	5 115	2 304	3 469	85 359	700	2 319	1 166
Men	83 288	9 798	4 388	1 767	2 332	61 237	867	2 082	817
H Transportation and storage	67 798	6 851	4 073	1 446	1 847	50 046	692	2 355	488
Women	16 746	3 155	1 423	653	644	10 188	100	505	78
Men	51 052	3 696	2 650	793	1 203	39 858	592	1 850	410
I Accommodation and food service activities	66 543	5 735	2 692	892	2 344	49 524	1 188	3 065	1 103
Women	34 860	3 495	1 549	431	1 381	24 560	746	1 925	773
Men	31 683	2 240	1 143	461	963	24 964	442	1 140	330
J Information and communication	49 932	23 394	7 788	2 111	4 649	11 734	29	148	79
Women	18 353	9 532	2 676	645	1 739	3 665	13	53	30
Men	31 579	13 862	5 112	1 466	2 910	8 069	16	95	49
K Financial and insurance activities	34 314	14 429	5 163	1 207	2 742	10 594	24	137	18
Women	23 531	9 382	3 444	878	2 033	7 680	16	87	11
Men	10 783	5 047	1 719	329	709	2 914	8	50	7
L Real estate activities	6 711	1 549	568	173	226	3 660	98	370	67
Women	3 181	881	290	97	135	1 539	18	195	26
Men	3 530	668	278	76	91	2 121	80	175	41
M Professional, scientific and technical activities	55 389	29 621	5 275	1 137	1 335	17 057	307	556	101
Women	27 007	15 013	2 495	460	811	7 836	130	225	37
Men	28 382	14 608	2 780	677	524	9 221	177	331	64
N Administrative and support service activities	45 341	5 261	2 037	1 343	1 354	28 906	704	4 705	1 031
Women	21 055	3 113	1 025	576	786	11 368	306	3 389	492
Men	24 286	2 148	1 012	767	568	17 538	398	1 316	539
O Public administration and defence; compulsory social security	107 398	41 640	10 725	685	3 558	48 319	594	1 761	116
Women	55 251	26 462	5 236	361	1 588	19 742	433	1 333	96
Men	52 147	15 178	5 489	324	1 970	28 577	161	428	20
P Education	126 738	78 988	19 984	1 957	841	19 590	1 038	3 862	478

	Women	99 991	59 649	18 194	1 757	600	14 629	976	3 738	448
	Men	26 747	19 339	1 790	200	241	4 961	62	124	30
Q	Human health and social work activities	103 175	26 991	16 730	1 895	3 031	46 652	3 649	3 878	349
	Women	80 351	18 948	13 693	1 502	2 284	36 855	3 254	3 497	318
	Men	22 824	8 043	3 037	393	747	9 797	395	381	31
R	Arts, entertainment and recreation	24 323	6 797	1 756	821	1 041	12 800	207	830	71
	Women	13 868	4 164	873	421	650	7 023	116	581	40
	Men	10 455	2 633	883	400	391	5 777	91	249	31
S	Other service activities	14 837	3 660	843	334	532	8 394	232	769	73
	Women	9 517	2 472	526	200	330	5 360	105	487	37
	Men	5 320	1 188	317	134	202	3 034	127	282	36

1) Activity sections T (Activities of households as employers; undifferentiated goods - and services - producing activities of households for own use) and U (Activities of extraterritorial organisations and bodies) as well as their divisions are not presented in this First Release, since they were not covered by the survey.

2) See Notes on Methodology.

7 PERSONS IN EMPLOYMENT IN LEGAL ENTITIES, ACCORDING TO NKD 2007¹⁾, BY SEX AND AGE, SITUATION AS ON 31 MARCH 2023²⁾

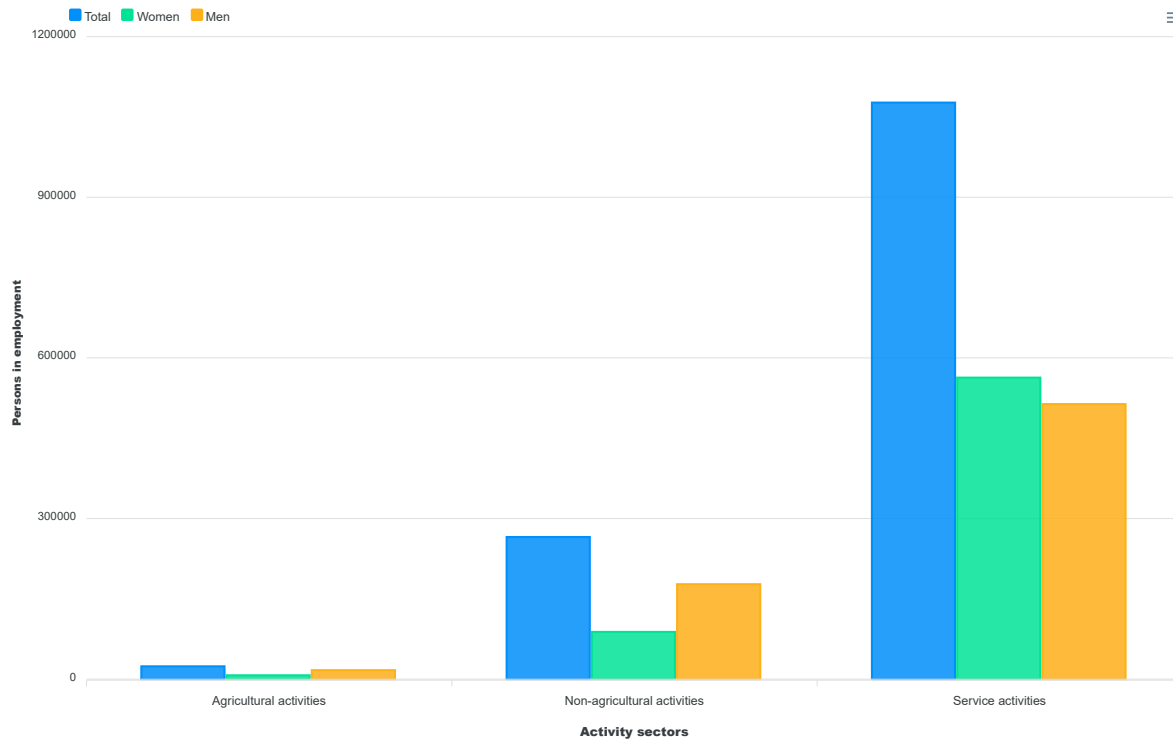
	Total	Age										
		Up to 18	19 - 24	25 - 29	30 - 34	35 - 39	40 - 44	45 - 49	50 - 54	55 - 59	60 - 64	65 and over
Total	1 270 298	2 652	77 316	135 808	153 869	173 448	179 928	168 851	147 057	136 347	81 979	13 043
Women	619 421	745	34 651	63 247	72 861	84 048	88 247	84 379	76 506	71 150	39 281	4 306
Men	650 877	1 907	42 665	72 561	81 008	89 400	91 681	84 472	70 551	65 197	42 698	8 737
A Agriculture, forestry and fishing	22 555	27	1 115	2 018	2 468	2 971	3 069	2 865	2 700	3 304	1 777	241
Women	6 684	2	215	590	691	836	931	922	899	985	547	66
Men	15 871	25	900	1 428	1 777	2 135	2 138	1 943	1 801	2 319	1 230	175
B Mining and quarrying	4 004	2	123	258	377	491	657	463	547	702	338	46
Women	413	-	2	22	51	57	61	50	67	66	28	9
Men	3 591	2	121	236	326	434	596	413	480	636	310	37
C Manufacturing	210 235	666	14 295	22 411	24 660	28 219	30 114	28 221	24 290	23 933	11 588	1 838
Women	75 574	107	3 254	6 845	7 974	9 900	11 330	11 542	10 983	9 845	3 448	346
Men	134 661	559	11 041	15 566	16 686	18 319	18 784	16 679	13 307	14 088	8 140	1 492
D Electricity, gas, steam and air conditioning supply	14 149	14	423	958	1 354	1 597	1 654	2 183	2 060	2 146	1 730	30
Women	3 239	-	34	202	351	380	466	476	451	482	392	5
Men	10 910	14	389	756	1 003	1 217	1 188	1 707	1 609	1 664	1 338	25
E Water supply; sewerage, waste management and remediation activities	26 637	18	662	1 574	2 325	3 432	3 981	4 270	3 788	3 846	2 460	281
Women	5 766	2	92	317	531	833	798	915	844	858	526	50
Men	20 871	16	570	1 257	1 794	2 599	3 183	3 355	2 944	2 988	1 934	231
F Construction	92 292	379	6 856	10 166	11 411	12 871	13 613	11 999	9 106	8 644	5 714	1 533
Women	9 395	24	306	988	1 282	1 368	1 443	1 266	1 025	922	620	151
Men	82 897	355	6 550	9 178	10 129	11 503	12 170	10 733	8 081	7 722	5 094	1 382
G Wholesale and retail trade; repair of motor vehicles and motorcycles	197 927	530	22 240	21 647	23 467	27 722	30 575	26 712	20 329	15 769	7 353	1 583
Women	114 639	238	15 560	12 017	12 908	15 486	17 202	15 440	12 165	9 367	3 663	593
Men	83 288	292	6 680	9 630	10 559	12 236	13 373	11 272	8 164	6 402	3 690	990
H Transportation and storage	67 798	110	3 185	5 874	6 789	8 155	9 193	10 145	9 237	9 124	5 260	726
Women	16 746	11	641	1 464	1 763	2 118	2 266	2 637	2 460	2 289	1 020	77
Men	51 052	99	2 544	4 410	5 026	6 037	6 927	7 508	6 777	6 835	4 240	649
I Accommodation and food service activities	66 543	461	7 647	9 645	8 973	8 711	8 038	6 967	6 085	5 936	3 465	615
Women	34 860	171	3 515	4 668	4 275	4 321	4 246	3 898	3 770	3 752	1 993	251
Men	31 683	290	4 132	4 977	4 698	4 390	3 792	3 069	2 315	2 184	1 472	364
J Information and communication	49 932	38	1 977	9 109	9 768	8 237	6 787	5 538	4 213	2 725	1 342	198
Women	18 353	7	521	3 321	3 808	3 007	2 444	2 092	1 577	1 060	464	52
Men	31 579	31	1 456	5 788	5 960	5 230	4 343	3 446	2 636	1 665	878	146
K Financial and insurance activities	34 314	1	687	2 867	3 807	5 325	6 464	5 793	4 641	3 109	1 476	144
Women	23 531	1	455	1 910	2 534	3 605	4 431	4 016	3 351	2 226	940	62
Men	10 783	-	232	957	1 273	1 720	2 033	1 777	1 290	883	536	82
L Real estate activities	6 711	10	259	495	756	890	1 084	910	852	799	527	129
Women	3 181	1	85	240	358	419	520	456	440	393	224	45
Men	3 530	9	174	255	398	471	564	454	412	406	303	84
M Professional, scientific and technical activities	55 389	82	1 765	8 332	9 010	8 542	7 931	6 574	4 971	4 205	2 971	1 006
Women	27 007	24	723	4 281	4 485	4 149	3 818	3 307	2 477	2 149	1 312	282
Men	28 382	58	1 042	4 051	4 525	4 393	4 113	3 267	2 494	2 056	1 659	724
N Administrative and support service activities	45 341	121	3 023	5 532	5 564	5 656	5 798	5 472	4 860	4 813	3 246	1 256
Women	21 055	38	1 137	2 622	2 658	2 616	2 687	2 650	2 469	2 412	1 323	443
Men	24 286	83	1 886	2 910	2 906	3 040	3 111	2 822	2 391	2 401	1 923	813
O Public administration and defence; compulsory social security	107 398	5	3 624	7 693	11 873	13 390	13 531	16 527	17 400	13 586	8 961	808
Women	55 251	1	1 032	3 116	5 707	7 014	7 392	8 564	8 603	7 879	5 482	461
Men	52 147	4	2 592	4 577	6 166	6 376	6 139	7 963	8 797	5 707	3 479	347
P Education	126 738	43	2 090	10 807	14 323	19 003	19 304	17 112	15 548	15 825	11 564	1 119
Women	99 991	32	1 784	8 723	11 453	15 003	15 190	13 568	12 526	12 660	8 459	593
Men	26 747	11	306	2 084	2 870	4 000	4 114	3 544	3 022	3 165	3 105	526

Q Human health and social work activities	103 175	61	5 137	12 375	12 067	12 711	12 458	11 927	12 010	13 865	9 517	1 047
Women	80 351	51	3 931	9 399	9 066	9 631	9 700	9 548	9 744	11 330	7 308	643
Men	22 824	10	1 206	2 976	3 001	3 080	2 758	2 379	2 266	2 535	2 209	404
R Arts, entertainment and recreation	24 323	41	1 355	2 482	2 913	3 421	3 578	3 230	2 785	2 472	1 791	255
Women	13 868	9	787	1 460	1 676	1 991	2 066	1 801	1 606	1 417	959	96
Men	10 455	32	568	1 022	1 237	1 430	1 512	1 429	1 179	1 055	832	159
S Other service activities	14 837	43	853	1 565	1 964	2 104	2 099	1 943	1 635	1 544	899	188
Women	9 517	26	577	1 062	1 290	1 314	1 256	1 231	1 049	1 058	573	81
Men	5 320	17	276	503	674	790	843	712	586	486	326	107

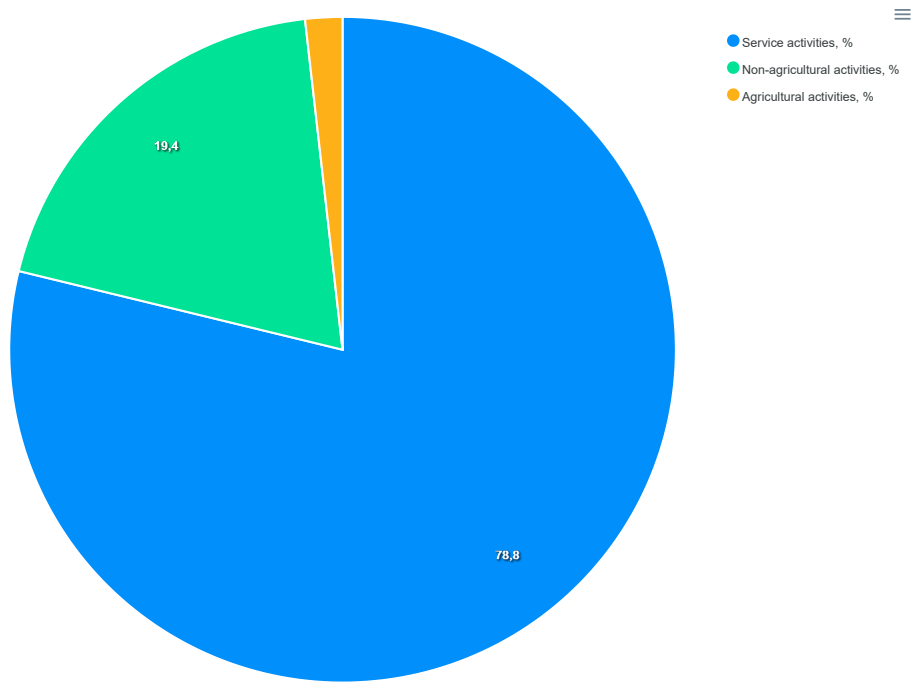
1) Activity sections T (Activities of households as employers; undifferentiated goods - and services - producing activities of households for own use) and U (Activities of extraterritorial organisations and bodies) as well as their divisions are not presented in this First Release, since they were not covered by the survey.

2) See Notes on Methodology.

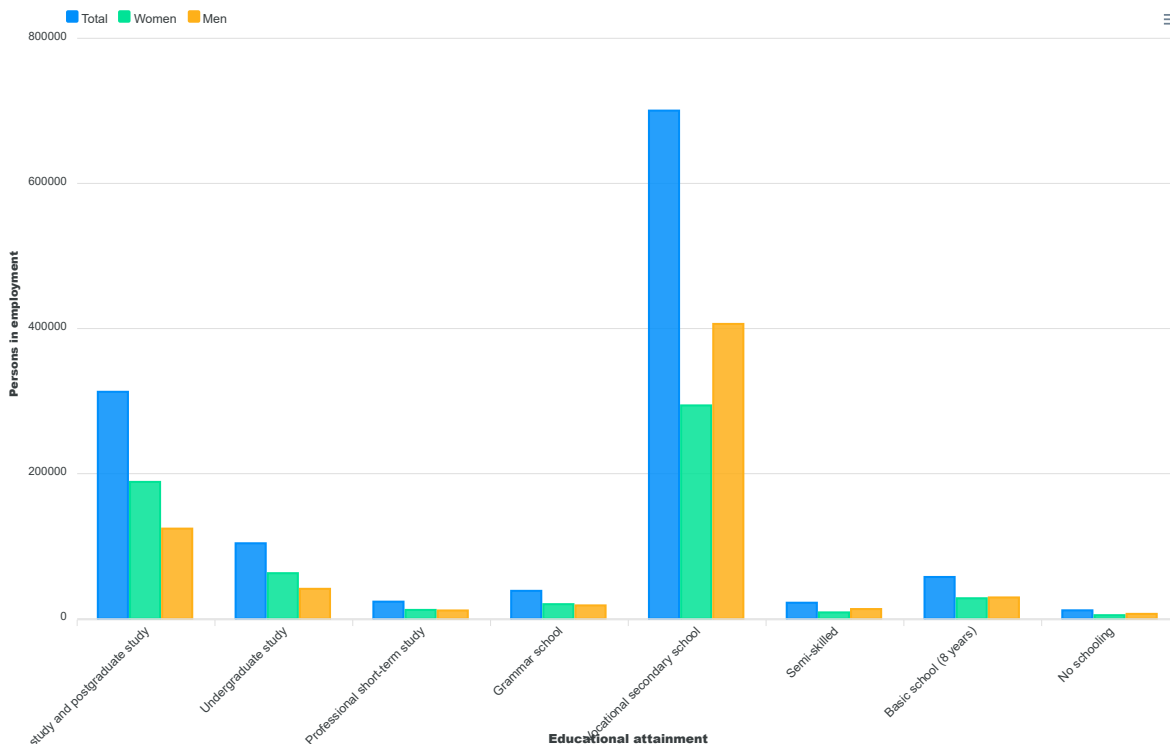
G-1 PERSONS IN EMPLOYMENT IN LEGAL ENTITIES, BY AND SEX BY ACTIVITY SECTORS, SITUATION AS ON 31 MARCH 2023



G-2 STRUCTURE OF PERSONS IN EMPLOYMENT, BY ACTIVITY SECTORS, SITUATION AS ON 31 MARCH 2023



G-3 PERSONS IN EMPLOYMENT IN LEGAL ENTITIES, BY SEX AND EDUCATIONAL ATTAINMENT, SITUATION AS ON 31 MARCH 2023



NOTES ON METHODOLOGY

Data source

Data on the number of persons in employment in legal entities with the situation as on 31 March are the result of the Annual Survey on Persons in Employment and Earnings for March 2023. Data are collected through processing of the report (RAD-1G form) submitted by legal entities through records of persons in employment and earnings.

Coverage

The Annual Survey on Persons in Employment and Earnings covers all legal entities of all types of ownership, government bodies and bodies of local and regional self-government units on the territory of the Republic of Croatia.

The survey covers all persons in employment in legal entities irrespective of the type of employment and the number of working hours. Data include the estimated number of persons in employment in legal entities employing less than ten persons that did not submit their reports. This survey does not include the number of persons in employment in crafts and trades and free lances or private farmers. Since 2004, persons in employment in the police and defence have been included in the survey.

The estimate of the number of persons in employment in legal entities employing less than ten persons was not included in the figures on the number of persons in employment in legal entities according to the type of employment, type of working hours, professional attainment level and age for which reports were not submitted, since the processing is done exclusively on the basis of submitted reports. This is the reason why there is the difference between data on the total number of persons in employment in legal entities in the Republic of Croatia and data on the number of persons in employment according to the stated characteristics.

Definitions

Persons in employment are persons who have signed a work contract with the employer for a fixed or unspecified period of time, irrespective of the number of working hours and type of ownership of a legal entity.

Full-time work lasts 40 hours a week, if not proscribed otherwise by law, collective agreement or work contract.

Part-time work is practiced in the case when the quantity of work does not require full working time to be completed.

Short-time work is practiced in the case when the nature of work is such that a person in employment cannot be protected from harmful effects by safety measures at work.

Educational attainment is the highest level of education acquired by a person upon completing an appropriate school or course, sitting for exams or receiving recognition based on proving professional attainment in a business entity. The level acquired can be proved by an appropriate official document (diploma, certificate, degree).

Graduate study and postgraduate study include graduate university study, integrated university undergraduate and graduate study (professional master / master of engineering / doctor), specialist graduate professional study (professional specialist / engineering specialist / graduate student), postgraduate specialist study (university specialist / university engineering specialist / university master), postgraduate professional master study (master), postgraduate university master study (master of science), postgraduate university doctoral study (doctor of science).

Undergraduate professional study takes place at schools of professional higher education, polytechnics or professional study at faculties and normally lasts from 3 to 4 years. Upon the completion of the study, students can earn at least 180 ECTS credits and they are awarded with the academic title of professional bachelor with a reference to a specialisation.

Professional short-term study takes place at schools of professional higher education, polytechnics or professional study at faculties and normally lasts from 2 to 2.5 years. Upon the completion of the study, students can earn less than 180 ECTS credits and they are awarded with the academic title of 'stručni pristupnik' with a reference to a specialisation.

Secondary vocational school includes secondary vocational schools lasting from 1 to 3 years and secondary vocational schools lasting from 4 to 5 years.

Abbreviations

n. e. c. not elsewhere classified
NKD 2007 National Classification of Activities, 2007 version

Symbols

- no occurrence
0,0 value not zero but less than 0.05 of the unit of measure used

Published by the Croatian Bureau of Statistics, Zagreb, Ilica 3, P. O. B. 80

Phone: (+385 1) 48 06 111
Press corner: press@dzs.hr

Persons responsible:
Dubravka Rogić Hadžalić, Director of Demographic and Social Statistics Directorate
Lidija Brković, Director General

Prepared by:
Dean Maslovara, Snježana Varga and Zdenka Mandarić

USERS ARE KINDLY REQUESTED TO STATE THE SOURCE.

Customer Relations and Data Protection Department

Information and user requests
Phone: (+385 1) 48 06 138, 48 06 154, 48 06 115
E-mail: stat.info@dzs.hr

Subscription
Phone: (+385 1) 21 00 455
E-mail: prodaja@dzs.hr