



ARTISTIC PRODUCTION AND LIVE PERFORMANCES, 2025

Croatian theatres

A total of 187 theatres completed reports for the survey "Artistic Production and Live Performances in 2025", of which 127 were professional theatres with permanent stages, 25 were professional children's theatres and 35 were amateur theatres.

A total of **13 600** plays were performed in Croatia and abroad. The plays were attended by **1 923 449** visitors in the Republic of Croatia and abroad. A total of 2 579 titles were performed in all theatres. Out of that, 60% were created by domestic authors. There were 661 premieres, which accounted for 26% of all titles performed, and 55% were created by domestic authors.

Professional theatres for all ages performed 5% fewer plays in Croatia and abroad and had 2% more visitors than in the previous year. For harmonisation with the register of the Ministry of Culture and Media, the number of professional theatres in the 2025 coverage increased by 24 theatres. These are mostly smaller theatrical groups and artistic organisations that did not affect significantly the number of plays and visitors. However, there was a significant increase of 34% in the number of titles performed compared to 2024.

In 2025, amateur theatres performed 168 titles, of which 161 were created by domestic authors and 74 were premieres. A total of 612 plays were performed for 72 690 visitors in Croatia and abroad. Compared to 2024, the number of operating amateur theatres remained the same; however, 8% fewer titles were performed and 34% more plays for 4% more visitors.

Professional children's theatres performed 502 titles, of which 342 were created by domestic authors and 47 were premieres. The number of titles performed for the youngest audience increased by 10% compared to 2024, but there were 24% fewer plays, whereas thanks to a larger offer of titles, the number of youngest visitors increased by 23%.

When comparing the work of theatres with the previous year, the most notable increase is the one in the number of performed titles, 25% more compared to 2024, with as many as 35% of premiere titles. The diversity of the titles offered certainly contributed to the great interest of audiences of all ages in the performing arts.

In 2025, there were 3 427 theatre employees, which is 13% more than in 2024, which also corresponds to this year's larger theatre coverage. In 2025, there were 1 240 amateurs who volunteered in the production of all theatre plays, or 46% more than in the previous year, and there were 1 519 children who participated in the plays. In 2025, Croatian theatres hired 3 773 persons on a contractual basis.

The data on theatre attendance by type of theatre and by the degree of urbanisation (G-4), for 2025 clearly show the importance of amateur theatres for rural areas. In cities, 72.1% of theatre attendance was attributed to visitors to professional theatres, 96.1% to visitors to children's theatres and 13.8% to visitors to amateur theatres. In towns, 27.2% of theatre attendance was attributed to visitors to professional theatres, 3.2% to visitors to children's theatres and 57.5% to visitors to amateur theatres. Compared to cities and towns, amateur theatres had the most visitors in rural areas of the Republic of Croatia, namely 28.7%, professional theatres had 0.7% of visitors, and children's theatres had 0.7% of visitors. Theatre visitors in rural areas make up only 1.8% of the total visitor population (G-3). However, children's and amateur theatres are extremely important for access to cultural content in less populated areas of the Republic of Croatia.

Concerts of orchestras, ensembles and choirs

In 2025, a total of 80 orchestras and ensembles were active, of which six were symphony and large orchestras, 40 were chamber orchestras and 34 were chamber ensembles. A total of **1 403** concerts, performances and festivities were performed, which was 10% more than in 2024, and they were attended by **426 291** visitors, which was 53% more than in 2024.

There were 19 active choirs in 2025, of which one was professional choir and 18 were amateur choirs. They performed 290 concerts for 89 124 visitors.

A total of 68 folk dance and music ensembles, of which only one professional, had 1 512 performances in 2025, of which 78 were abroad. They were attended by 466 450 visitors.

In 2025, there were 417 persons employed in orchestras and ensembles, of which 97% were employed in large symphony orchestras. There were 42 persons employed in choirs, and 109 in folk dance and music ensembles. There were 1 111 persons employed on a contractual basis in orchestras and ensembles, 139 in choirs, and 246 in folk dance and music ensembles.

1 THEATRES

1.1 NUMBER OF THEATRES AND SEATS, EMPLOYEES, AMATEUR MEMBERS AND CHILDREN, 2025

	Number of theatres	Number of seats	Employees		Amateurs		Children	Personnel working on contractual basis
			Total	Of that, artists	Total	Of that, artists		
Total	187	17 619	3 427	1 887	1 240	1 170	1 519	3 773
Women	:	:	1 753	1 028	740	709	1 197	1 888
Professional theatres	127	12 188	2 900	1 547	520	503	1 196	3 178
Professional children's theatres	25	1 572	509	331	18	18	-	518
Amateur theatres	35	3 759	18	9	702	649	323	77

1.2 TITLES PERFORMED, BY AUTHOR'S ORIGIN, PLAYS AND ATTENDANCE, 2025

		Titles performed	Of that, premieres	Operation of theatres in Republic of Croatia				Tours abroad	
				Plays		Attendance		Plays	Attendance
				Total	On tours	Total	On tours		
Total	All	2 579	661	13 332	4 540	1 870 793	658 270	268	52 656
	Domestic	1 553	364	8 908	4 258	1 151 616	549 729	161	28 185
Professional theatres	All	1 909	540	7 833	2 771	1 323 182	510 785	218	44 709
	Domestic	1 050	260	4 422	2 279	724 816	407 287	128	21 448
Professional children's theatres	All	502	47	4 902	1 573	478 961	123 813	35	3 907
	Domestic	342	31	3 950	1 818	365 547	121 298	21	3 817
Amateur theatres	All	168	74	597	196	68 650	23 672	15	4 040
	Domestic	161	73	536	161	61 253	21 144	12	2 920

1.3 TITLES PERFORMED, PLAYS AND ATTENDANCE, 2025

		Total	Of that, titles by domestic authors	Titles performed by genre									
				Drama	Comedy	Opera, operetta, musical	Ballet	Contemporary dance and movement	Contemporary circus	Children's play	Puppet show	Multimedia /combined show	Other
Total													
Titles performed	All	2 579	1 553	375	509	86	39	141	63	770	300	55	241
	Premieres	661	364	110	74	21	12	7	1	196	36	14	154
Plays	All	13 600	9 069	1 640	2 067	250	209	303	85	4 906	3 451	150	569
Attendance	All	1 923 449	1 179 801	281 080	520 346	97 467	99 947	23 202	6 660	484 413	309 285	13 051	87 998
Professional theatres													
Titles performed	All	1 909	1 050	353	432	84	38	137	63	395	140	54	213
	Premieres	540	260	100	50	20	11	36	1	149	14	13	146
Plays	All	8 051	4 550	1 532	1 841	235	207	296	85	2 514	737	119	485
Attendance	All	1 367 891	746 264	263 367	495 573	96 554	99 129	22 391	6 660	219 294	68 672	13 021	83 230
Professional children's theatres													
Titles performed	All	502	342	7	13	2	-	-	-	317	149	-	14
	Premieres	47	31	1	2	1	-	-	-	22	20	-	1
Plays	All	4 937	3 971	52	17	15	-	-	-	2 150	2 661	-	42
Attendance	All	482 868	369 364	6 787	823	913	-	-	-	236 181	236 896	-	1 268
Amateur theatres													
Titles performed	All	168	161	15	64	-	1	4	-	58	11	1	14
	Premieres	74	73	9	22	-	1	7	-	25	2	1	7
Plays	All	612	548	56	209	-	2	7	-	242	53	1	42
Attendance	All	72 690	64 173	10 926	23 950	-	818	811	-	28 938	3 717	30	3 500

1.4 TITLES PERFORMED, PLAYS AND ATTENDANCE ON TOURS ABROAD, 2025

	Professional theatres				Professional children's theatres				Amateur theatres			
	Tours	Titles performed	Plays	Attendance	Tours	Titles performed	Plays	Attendance	Tours	Titles performed	Plays	Attendance
Total	152	128	218	44 709	26	23	35	3 907	16	16	16	4 190
Austria	3	3	3	700	-	-	-	-	1	1	1	100
Belgium	2	1	2	200	-	-	-	-	1	1	1	150
Bosnia and Herzegovina	41	35	41	9 039	8	6	8	1 047	8	8	8	1 860
Bulgaria	1	1	1	600	1	1	1	100	-	-	-	-
Montenegro	10	8	11	3 370	2	2	4	660	-	-	-	-
Czech Republic	1	1	1	200	-	-	-	-	-	-	-	-
Finland	1	1	2	204	1	1	3	120	-	-	-	-
France	-	-	-	-	1	1	4	72	-	-	-	-
India	1	1	1	116	-	-	-	-	-	-	-	-
Ireland	2	2	4	320	-	-	-	-	-	-	-	-
Italy	19	11	30	10 002	2	2	2	150	-	-	-	-
Japan	1	1	3	300	-	-	-	-	-	-	-	-
South Korea	1	1	6	600	-	-	-	-	-	-	-	-
Canada	1	1	5	540	-	-	-	-	-	-	-	-
Lithuania	1	1	1	306	-	-	-	-	-	-	-	-
Hungary	8	8	10	1 380	-	-	-	-	-	-	-	-
Germany	5	4	8	767	-	-	-	-	-	-	-	-
Peru	-	-	-	-	-	-	-	-	1	1	1	300
North Macedonia	3	3	3	955	2	2	2	400	2	2	2	900
Slovenia	29	24	47	7 026	4	4	5	470	2	2	2	380
Serbia	12	12	15	3 763	4	3	4	842	1	1	1	500
Spain	3	4	5	1 200	-	-	-	-	-	-	-	-
Sweden	1	1	1	231	-	-	-	-	-	-	-	-
Switzerland	5	3	17	2 640	-	-	-	-	-	-	-	-
Türkiye	1	1	1	250	1	1	2	46	-	-	-	-

2 ORCHESTRAS, ENSEMBLES AND CHOIRS, CROATIAN FOLK DANCE AND MUSIC ENSEMBLES

2.1 EMPLOYEES, 2025

	Orchestras, ensembles, choir	Employees						Personnel working on contractual basis	
		All	Women	Employed full-time	Artists		Other	All	Women
					Total	Conductors			
Professional orchestras and ensembles	80	417	163	404	372	3	45	1 111	443
Symphony and large orchestras	6	403	152	402	363	1	40	499	176
Chamber orchestras	40	5	2	2	2	2	3	387	181
Chamber ensembles	34	9	9	-	7	-	2	225	86
Choirs	19	42	28	31	38	1	4	139	50
Folk dance and music ensembles	68	109	47	100	82	-	27	246	107

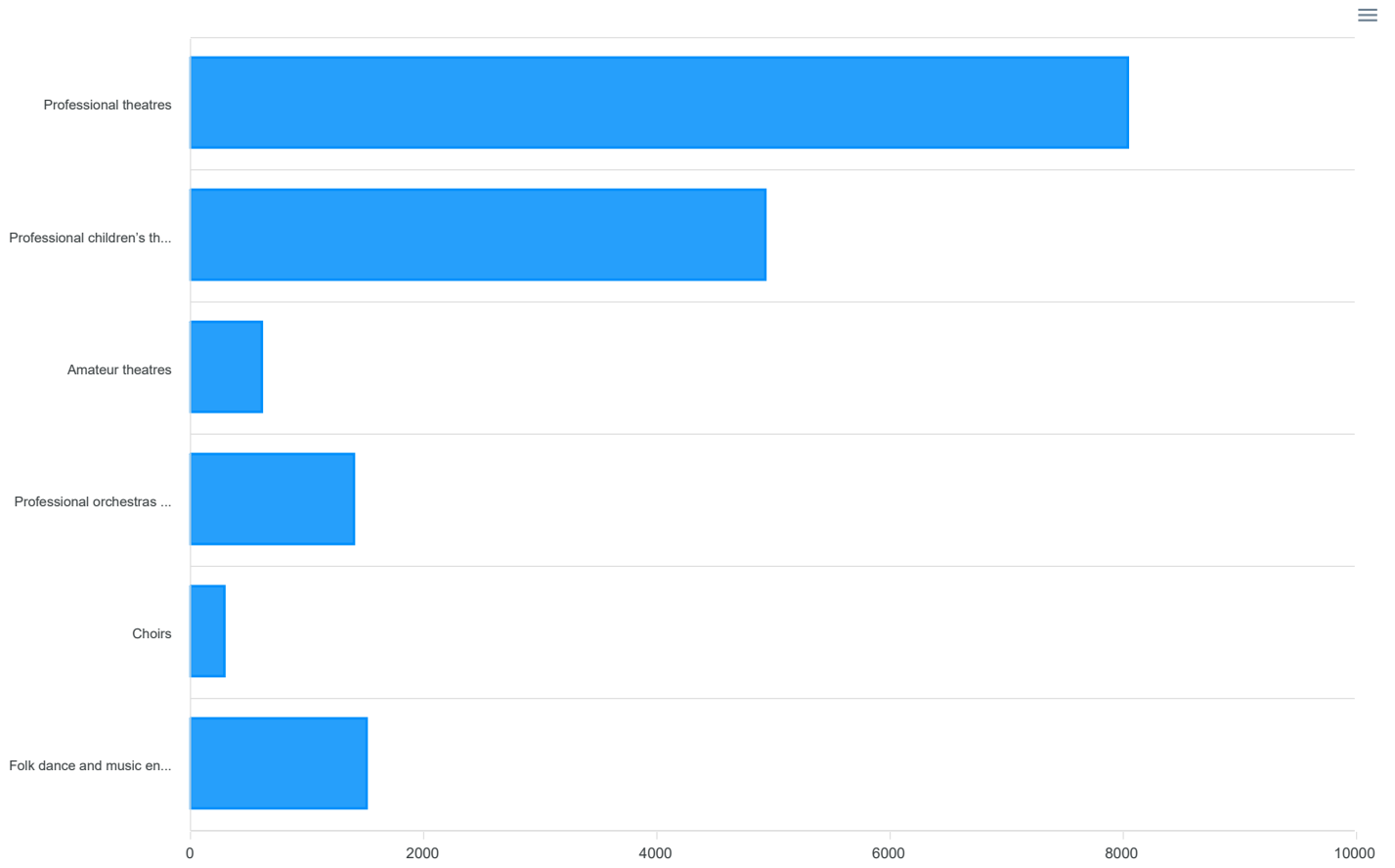
2.2 CONCERTS, PERFORMANCES AND FESTIVITIES, AND ATTENDANCE, 2025

	Professional orchestras and ensembles		Choirs		Folk dance and music ensembles	
	Concerts, performances and festivities	Attendance	Concerts, performances and festivities	Attendance	Concerts, performances and festivities	Attendance
Total	1 403	426 291	290	89 124	1 512	466 450
Concerts	1 056	326 126	121	32 409	690	218 074
Home	530	146 756	57	14 995	386	72 280
On tour	446	113 400	46	14 120	226	93 394
On tour abroad	80	65 970	18	3 294	78	52 400
Performing on performances and festivities	347	100 165	169	56 715	822	248 376

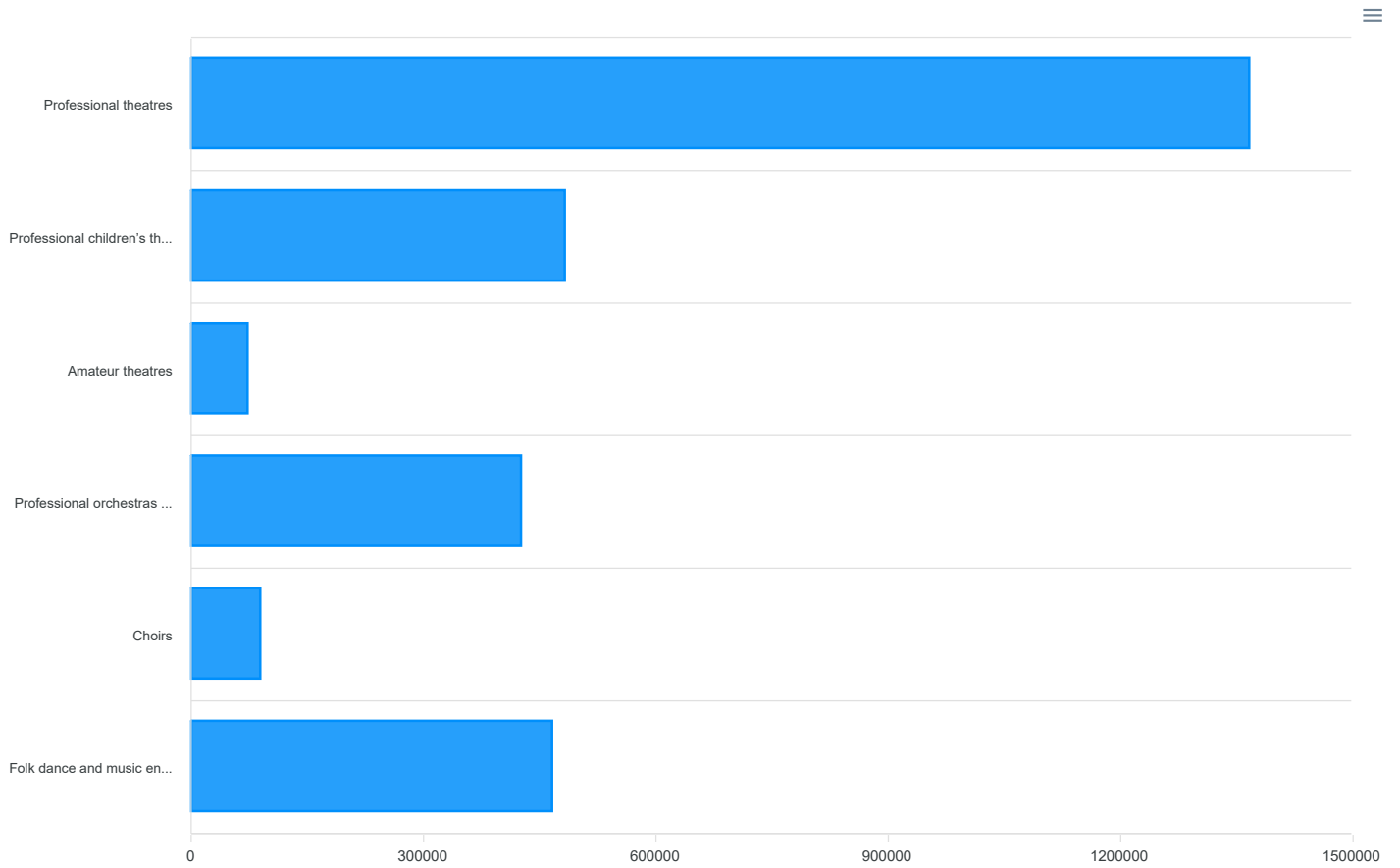
2.3 CONCERTS AND ATTENDANCE ON TOURS ABROAD, 2025

	Professional orchestras and ensembles			Choirs			Folk dance and music ensembles		
	Tours	Concerts	Attendance	Tours	Concerts	Attendance	Tours	Concerts	Attendance
Total	57	85	68 510	11	20	3 644	103	166	82 835
Austria	4	4	2 700	-	-	-	2	2	500
Belgium	-	-	-	1	3	700	-	-	-
Bosnia and Herzegovina	8	8	2 500	-	-	-	23	24	12 250
Bulgaria	-	-	-	-	-	-	2	5	1 400
Cyprus	-	-	-	-	-	-	1	12	14 000
Montenegro	4	4	1 700	-	-	-	3	4	2 800
Czech Republic	1	1	250	-	-	-	2	2	450
Chile	-	-	-	-	-	-	1	2	300
Denmark	1	1	200	-	-	-	-	-	-
France	1	1	1 000	-	-	-	-	-	-
Greece	-	-	-	-	-	-	2	2	850
Italy	6	15	7 250	3	7	900	11	13	6 400
Japan	-	-	-	-	-	-	1	2	400
China	1	10	20 000	-	-	-	-	-	-
Hungary	6	9	2 200	2	3	450	9	20	10 900
Malta	-	-	-	1	3	734	-	-	-
Netherlands	1	1	200	-	-	-	-	-	-
Germany	6	9	19 650	-	-	-	1	2	1 500
Poland	4	7	6 670	1	1	550	2	12	5 950
Portugal	-	-	-	-	-	-	1	2	650
USA	-	-	-	-	-	-	1	6	2 500
North Macedonia	2	2	300	1	1	150	4	7	3 800
Slovakia	-	-	-	-	-	-	4	4	700
Slovenia	8	8	2 300	2	2	160	1	1	500
Serbia	-	-	-	-	-	-	28	31	5 085
Spain	3	4	1 090	-	-	-	1	2	200
Switzerland	1	1	500	-	-	-	1	3	1 200
Türkiye	-	-	-	-	-	-	2	8	10 500

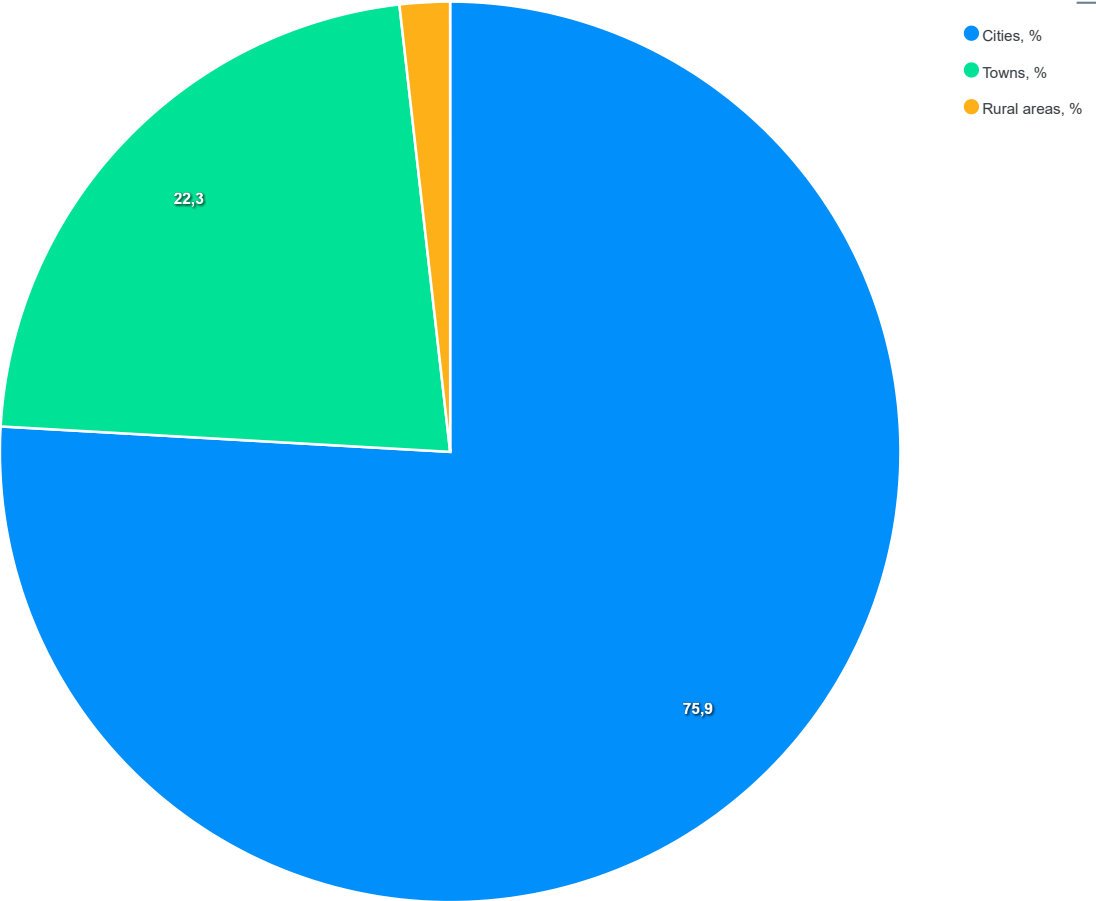
G-1 PLAYS AND CONCERTS, 2025



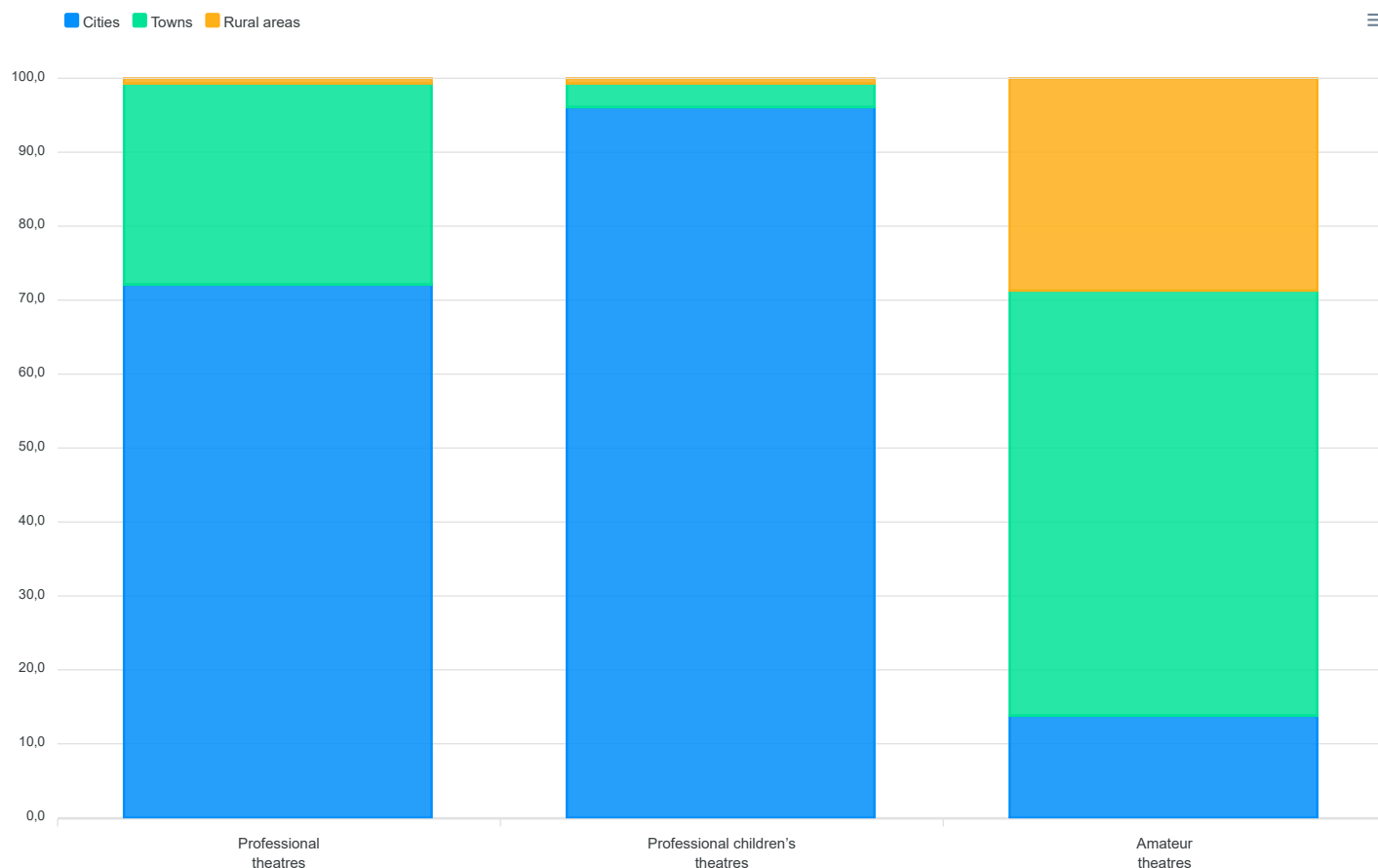
G-2 ATTENDANCE OF PLAYS AND CONCERTS, 2025



G-3 THEATRE ATTENDANCE, BY DEGREE OF URBANISATION OF CITY/MUNICIPALITY, 2025



G-4 THEATRE ATTENDANCE, BY TYPE OF THEATRE AND DEGREE OF URBANISATION OF CITY/MUNICIPALITY, 2025



NOTES ON METHODOLOGY

Sources and methods of data collection

Data are the result of the processing of statistical reports filled in by professional, children's and amateur theatres on the Annual Report on Theatres (KU-1 form). Professional orchestras, ensembles and choirs, as well as amateur ensembles that perform professionally, fill in the Annual Report on Orchestras, Ensembles and Choirs (KU-2 form), while folk dance and music ensembles that actively promote traditional cultural heritage enter their data in the Annual Report on Folk Dance and Music Ensembles (KU-3 form).

Coverage and comparability

The survey covers professional, professional children's and amateur theatres, professional and amateur orchestras, ensembles and choirs on the territory of the Republic of Croatia that were performing in 2025, as well as Croatian folk dance and music ensembles that actively promoted traditional cultural heritage in 2025. The data are partly comparable to those from the previous surveys due to moving from a season to a calendar year and expanding the population of orchestras and ensembles to cover amateur organisations.

Definitions and explanations

Professional theatre is a cultural and artistic institution, that is, an artistic organisation, either with a resident professional company or with a professional company recruited only for individual performances on a contractual basis.

Professional children's theatre is a professional theatre regularly giving performances for children, which includes the participation of children along with that of a professional company.

Amateur theatre is a theatre in which the artistic company consists mostly of amateurs. It can either be independent or a constituent part of an association of cultural-artistic amateurism, home of culture, etc.

Stage is a separate space in a theatre or in another location where a professional company performs.

Professional orchestras and choirs are musical ensembles consisting of professional musicians/singers who may be employed either on a permanent or on a contractual basis.

Amateur orchestras and choirs are musical ensembles consisting of amateur musicians/singers, often as part of an association or an artistic organisation, which perform publicly, but their activities are voluntary, and they rarely have members employed on a permanent or on a contractual basis.

Croatian folk dance and music ensembles are ensembles consisting of professional and/or amateur singers and dancers whose goal is to collect authentic national folklore and perform artistic presentations of folk dances, music and songs.

Concert is a public performance that constitutes the whole programme of an event, while performing during formal events and festivities includes participation only in a part of the whole program.

Abbreviations

EU European Union
USA United States of America

Symbols

- no occurrence
: occurrence is not possible

Published by the Croatian Bureau of Statistics, Zagreb, Ilica 3, P. O. B. 80

Phone: (+385 1) 48 06 111

Press corner: press@dzs.hr

Persons responsible:

Mario Vlajčević, Director of Demographic and Social Statistics Directorate
Lidija Brković, Acting Director General

Prepared by:

Marija Gojević, Gordana Bralić and Maja Lončar

USERS ARE KINDLY REQUESTED TO STATE THE SOURCE.

Customer Relations and Data Protection Department

Information and user requests

Phone: (+385 1) 48 06 138, 48 06 154, 48 06 115

E-mail: stat.info@dzs.hr

Subscription

Phone: (+385 1) 21 00 455

E-mail: prodaja@dzs.hr