

## First Release

Year: LXIII.

Zagreb, 28 May 2026

KUL-2026-4-1

ISSN 1334-0557



# CINEMA EXHIBITORS, 2025

In 2025, a total of **125** cinemas submitted their annual activity reports. The data on the number of screened films by the geographical origin of film production is sourced from an administrative database.

In 2025, of the total number of permanent cinema exhibitors, 92 operated with a single auditorium, while 26 had multiple auditoriums. Regarding the ownership structure, 35 cinema exhibitors operated independently, while 89 were part of other business entities, specifically five within film exhibition companies, 63 within cultural-educational institutions (cultural centres, public and open universities) and 22 within other institutions and companies.

A total of **336** films were screened in cinemas across Croatia in 2025, including 255 premieres and 48 Croatian films. As many as 90% of cinema exhibitors screened films for more than six months of the year.

In 2025, compared to 2024, the following trends were observed: the total number of film screenings decreased by 2%, however, the number of viewers increased by 3%. The share of screenings of Croatian films accounted for 5% of total screenings, while the share of viewers of Croatian films accounted for 7% of total cinema visitors.

The average number of viewers per screening of Croatian films also continued to grow, confirming a continued rise of domestic audience interest in the national cinematography over the past five years.

During the warmer months, in addition to six registered summer cinema exhibitors, four additional permanent cinema exhibitors organised open-air screenings.

As for non-cinematic content, 1 271 short films were shown in 2025, with a total of 34 609 viewers, that is, 20% more than in the previous year. Opera, ballet, sports, and music events attracted 61 825 viewers, representing an increase of 11% compared to 2024.

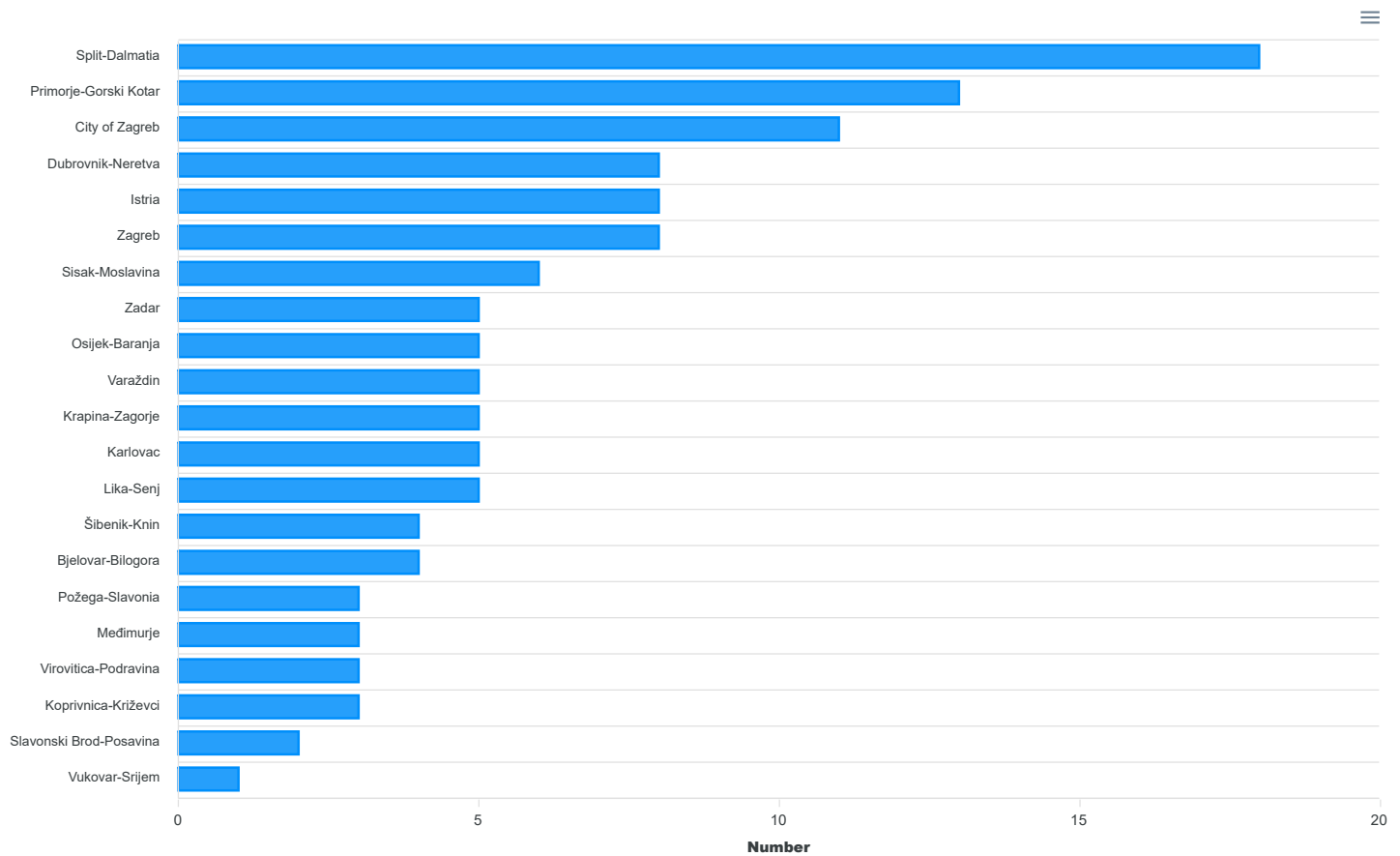
The total number of employees in cinemas in 2025 was 599, of which 340 were women. There were 120 projectionists.

There was a noticeable increase of 3% in the total number of employees and a 42% increase in the engagement of volunteers and additional staff on contracts.

## Financial indicators

Despite a slightly lower total number of viewers, the revenue from ticket sales in 2025 increased by 12% compared to the previous year. The revenue from alternative content also increased by 11%, which is in line with the growing number of visitors to these programmes.

### G-1 CINEMA EXHIBITORS, BY COUNTIES, 2025



# 1 CINEMA EXHIBITORS, SEATS, SCREENINGS, ATTENDANCE AND PERSONS IN EMPLOYMENT, BY COUNTIES, 2025

County	Cinema exhibitors	Screens	Seats	Screenings	Attendance	Persons in employment	
						Total	Full-time
Republic of Croatia	125	235	46 541	184 691	3 541 501	599	582
Zagreb	8	10	1 994	2 086	76 620	28	27
Krapina-Zagorje	5	5	1 532	393	17 345	17	14
Sisak-Moslavina	6	6	1 376	627	21 259	27	27
Karlovac	5	6	1 362	1 677	53 331	19	19
Varaždin	5	10	1 833	9 545	159 121	19	18
Koprivnica-Križevci	3	3	502	1 360	41 614	11	11
Bjelovar-Bilogora	4	4	878	1 146	47 941	16	16
Primorje-Gorski Kotar	13	21	4 730	12 747	249 147	55	54
Lika-Senj	5	5	996	291	6 053	15	15
Virovitica-Podravina	3	4	790	809	22 197	12	9
Požega-Slavonia	3	3	566	259	8 093	9	3
Slavonski Brod-Posavina	2	5	723	6 206	81 911	15	15
Zadar	5	10	2 006	9 130	129 720	17	17
Osijek-Baranja	5	14	2 147	15 260	226 977	18	18
Šibenik-Knin	4	8	1 364	7 843	80 434	28	28
Vukovar-Srijem	1	3	419	4 522	35 221	8	8
Split-Dalmatia	18	36	5 989	30 068	500 501	53	53
Istria	8	10	2 653	6 522	152 698	54	54
Dubrovnik-Neretva	8	14	2 925	5 547	86 289	41	40
Međimurje	3	3	1 114	677	15 926	28	27
City of Zagreb	11	55	10 642	67 976	1 529 103	109	109

## 2 CINEMA EXHIBITORS, BY TYPE, ORGANISATIONAL FRAME AND NUMBER OF SCREENS, 2025

	Cinema exhibitors		Organisational frame				Screens
	Total	Of that, private	Autonomous	As part of			
				Film-showing companies	Cultural/educational institutions	Other institutions/companies	
Total	125	30	35	5	63	22	235
Permanent, with one screen	92	10	15	3	55	19	92
Permanent, with more screens	26	19	18	2	6	-	137
Open-air	6	-	2	-	2	2	6
Mobile	1	1	-	-	-	1	-

## 3 CINEMA EXHIBITORS, BY TYPE AND BY NUMBER OF MONTHS WHEN SCREENINGS WERE SHOWN, 2025

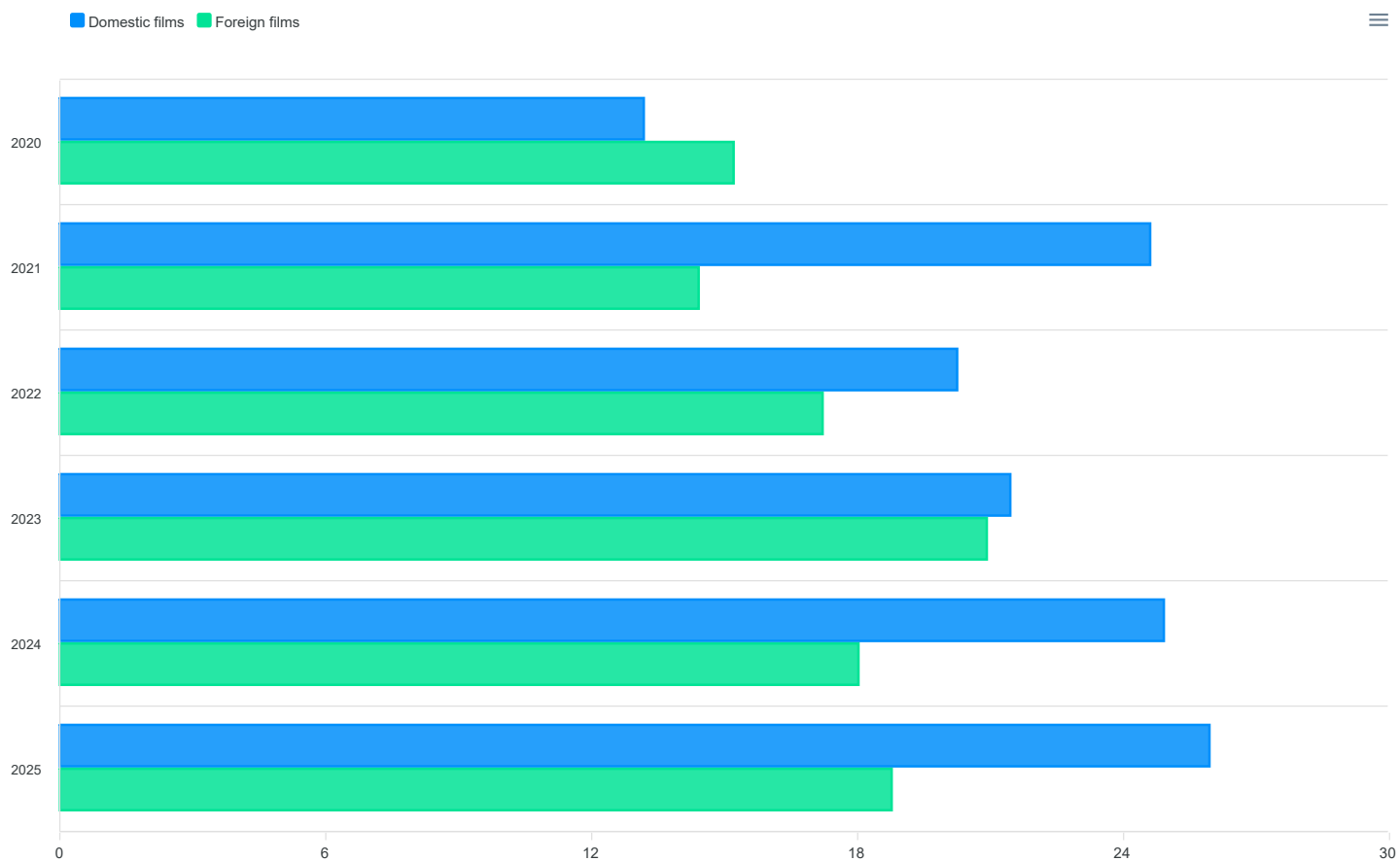
	Total	Number of months when screenings were shown							
		Occasionally	2 months and less	3 – 4	5 – 6	7 – 8	9 – 10	11	During whole year
Total	125	-	4	3	5	4	23	14	72
Permanent, with one screen	92	-	2	-	4	3	23	13	47
Permanent, with more screens	26	-	-	-	-	1	-	1	24
Open-air	6	-	2	3	1	-	-	-	-
Mobile	1	-	-	-	-	-	-	-	1

## 4 CINEMA EXHIBITORS, BY TYPE AND BY AVERAGE NUMBER OF SCREENINGS PER WEEK, 2025

	Total	Average number of screenings per week						
		1 – 3	4 – 10	11 – 20	21 – 40	41 – 100	101 – 200	201 and more
Total	125	72	24	6	5	3	9	6
Permanent, with one screen	92	68	17	5	2	-	-	-
Permanent, with more screens	26	1	3	1	3	3	9	6
Open-air	6	2	4	-	-	-	-	-
Mobile	1	1	-	-	-	-	-	-



## G-2 AVERAGE SCREENING ATTENDANCE IN CROATIAN CINEMAS, 2020 – 2025



## 6 CINEMA EXHIBITORS, BY NUMBER OF SEATS, 2025

Cinema exhibitors <sup>1)</sup>	Seats									
	100 and less	101 – 200	201 – 300	301 – 400	401 – 500	501 – 600	601 – 1 000	1 001 – 1 500	1 501 – 2 000	2 001 and more
124	13	26	44	11	6	9	7	4	3	1
	<b>Structure, %</b>									
100	11	21	35	9	5	7	6	3	2	1

1) All cinema exhibitors except mobile cinemas are included.

## 7 CINEMA EXHIBITORS BY TYPE, PERSONS IN EMPLOYMENT IN CINEMAS BY SEX AND WORKING TIME, PROJECTIONISTS AND VOLUNTEERS, 2025

	Persons in employment			Full-time			Volunteers
	Total	Of that		Total	Of that		
		Women	Projectionists		Women	Projectionists	
Total	599	340	120	582	328	115	284
Permanent, with one screen	359	203	83	343	192	78	238
Permanent, with more screens	228	132	34	227	131	34	23
Open-air	4	1	1	4	1	1	18
Mobile	8	4	2	8	4	2	5

## 8 CINEMA EXHIBITORS AND CINEMA PROJECTORS, BY TYPE, YEAR OF PRODUCTION AND TYPE OF SCREEN, 2025

	Cinema exhibitors by number of cinema projectors				Cinema projectors and type of screen										
	Total	With one projector	With two projectors	With three or more projectors	Total	Type				Year of production			Type of screen		
						16 / 35 / 70 mm	Digital projector DCP/2K	Digital projector DCP/4K	HD video projector	Until 1990	1991 - 2010	2011 - 2025	Regular screen	Large "premium" screen	3D
Total	125	82	19	24	275	17	182	39	37	7	29	239	110	61	18
Permanent, with one screen	92	76	12	4	122	15	74	8	25	7	8	107	88	10	16
Permanent, with more screens	26	-	6	20	145	2	102	31	10	-	21	124	14	51	2
Open-air	6	6	-	-	6	-	6	-	-	-	-	6	6	-	-
Mobile	1	-	1	-	2	-	-	-	2	-	-	2	2	-	-

## 9 TICKET SALE REVENUE, 2024 AND 2025

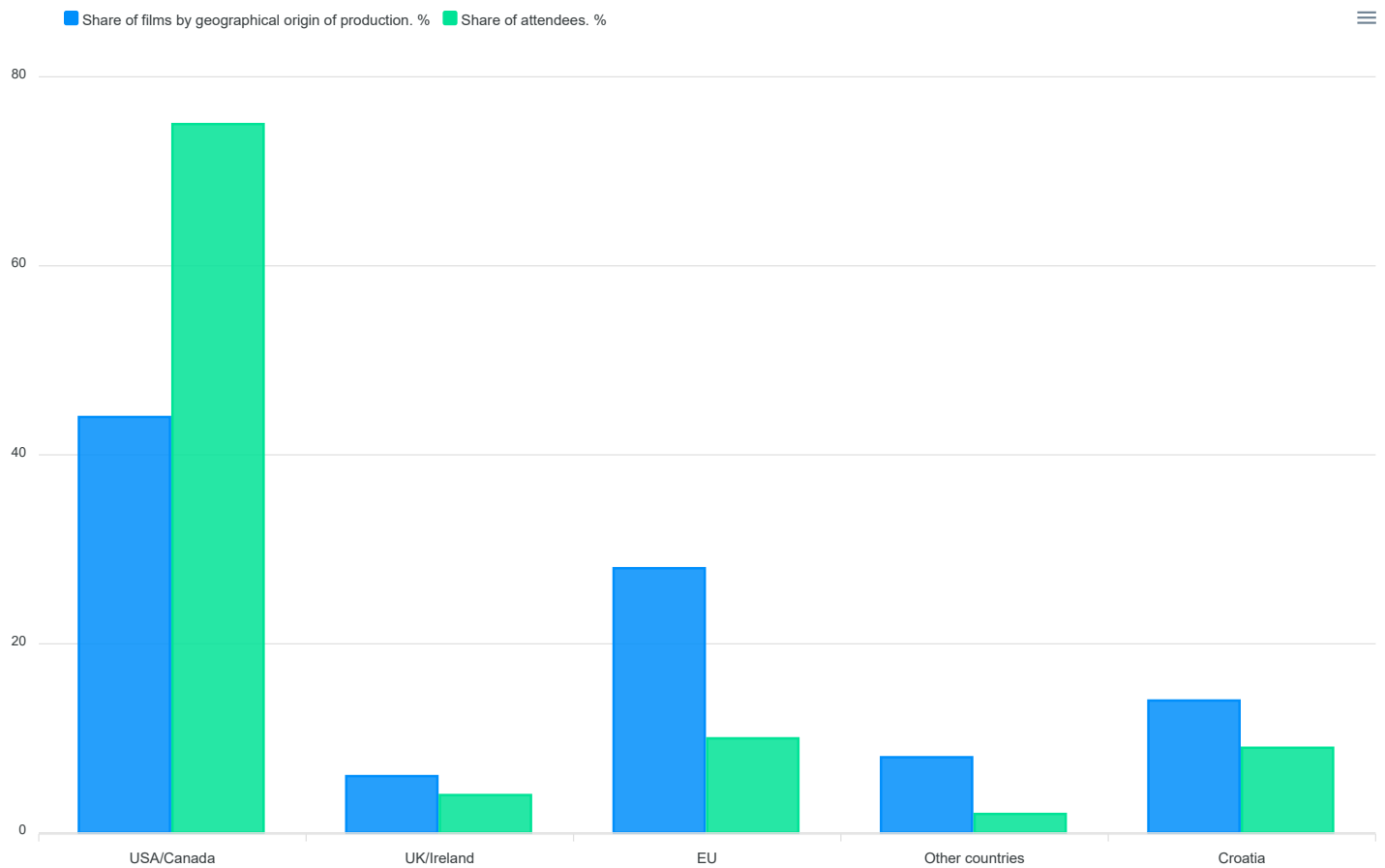
	Ticket sale revenue, 2024			Ticket sale revenue, 2025			Average ticket price
	Regular content		Alternative content, gross	Regular content		Alternative content, gross	
	Gross	Net		Gross	Net		
Total	19 705 672	18 788 162	582 076	22 159 215	21 130 152	652 134	4
Permanent, with one screen	1 352 967	1 305 616	141 735	1 734 182	1 672 523	220 781	4
Permanent, with more screens	18 137 780	17 275 360	440 341	20 197 445	19 237 468	431 353	5
Open-air and mobile	214 925	207 186	-	227 588	220 161	-	4

# 10 CINEMA EXHIBITORS, FILMS IN CINEMAS AND FILMS BY GEOGRAPHICAL ORIGIN OF PRODUCTION, 2025<sup>1)</sup>

	Films						
	Number		By geographical origin of production				
	Total	Premiere	Croatia	USA/Canada	UK/Ireland	EU	Other countries
Distributors	336	255	48	148	20	95	25

1) The data are taken over from the administrative database of the Croatian Audiovisual Centre.

## G-3 CINEMA EXHIBITORS, SHARE OF FILMS BY GEORGAPHICAL ORIGIN OF PRODUCTION, AND SHARE OF ATTENDEES, 2025<sup>1)</sup>



1) The data are taken over from the administrative database of the Croatian Audiovisual Centre.

## NOTES ON METHODOLOGY

### Sources and methods of data collection

Data are the result of the processing of annual reports filled in by cinema exhibitors on the Annual Report on Cinemas (KINO-1 form). Data on the number of films in Croatian cinemas by the region of origin are taken over from the administrative database of the Croatian Audiovisual Centre.

### Coverage and comparability

The statistical survey covers cinema exhibitors, film distributors on the Croatian market. Data are comparable to those from previous years.

### Definitions and explanations

**Cinema venue** is a space in which films are shown.

**Cinema exhibitor** is a natural person or legal entity engaged in public screening of films, which is registered in the activity of public showing of audiovisual works, which has at its disposal a space and equipment that is in line with special regulations, and which is entered in the register of exhibitors kept by the Croatian Audiovisual Centre.

**Public screening** is considered a showing of films with the intention to make them available to a larger number of people in cinema exhibitors and within other organised public screenings.

**Permanent cinema exhibitors** show films in a permanent auditorium equipped with a cinema projector, film screen and seats.

**Open-air cinema exhibitors** show films in a permanent open-air space.

**Mobile cinema exhibitors** do not have a fixed auditorium but show films at their headquarters or outside of it, either in an auditorium or in an open-air space.

**Screening** is a public showing of a film programme, a projection of a feature film, with or without an addition, lasting for approximately 120 minutes.

**Film production companies and TV centres** produce feature and short films independently or in co-production.

**Distributor** is a natural person or legal entity engaged in distribution of audiovisual works, which is registered in the activity of distribution of audiovisual works and entered into the register of distributors kept by the Croatian Audiovisual Centre.

**Audiovisual works** are feature films and documentaries, animated films, alternative films, experimental films and other audiovisual works which present artistic and/or author's expression, irrespective of the filming and displaying technique and medium used.

### Territorial constitution

Data by counties are presented according to the Act on the Territories of Counties, Towns and Municipalities in the Republic of Croatia (NN, Nos 86/06, 125/06, 16/07, 95/08, 46/10, 145/10, 37/13, 44/13, 45/13 and 110/15) with the situation as on 31 December 2025.

## Abbreviations

EU	European Union
mm	millimetre
NN	Narodne novine, official gazette of the Republic of Croatia
UK	United Kingdom
USA	United States of America

## Symbols

- no occurrence

**Published by the Croatian Bureau of Statistics, Zagreb, Ilica 3, P. O. B. 80**

Phone: (+385 1) 48 06 111

Press corner: [press@dzs.hr](mailto:press@dzs.hr)

Persons responsible:

Mario Vlajčević, Director of Demographic and Social Statistics Directorate

Lidija Brković, Director General

Prepared by:

Marija Gojević, Gordana Bralić and Maja Lončar

**USERS ARE KINDLY REQUESTED TO STATE THE SOURCE.**

Customer Relations and Data Protection Department

Information and user requests

Phone: (+385 1) 48 06 138, 48 06 154, 48 06 115

E-mail: [stat.info@dzs.hr](mailto:stat.info@dzs.hr)

Subscription

Phone: (+385 1) 21 00 455

E-mail: [prodaja@dzs.hr](mailto:prodaja@dzs.hr)