



## TOURIST ARRIVALS AND NIGHTS, 2022

### Double-digit increase in tourist arrivals and nights in 2022 compared to 2021

In 2022, there were 17.8 million tourist arrivals and 90.0 million tourist nights in commercial accommodation establishments. Compared to 2021, there was an increase in tourist arrivals, of 39.1%, and an increase in their nights, of 28.3%. Comparing with the data from the pre-pandemic 2019, there were 9.2% less tourist arrivals and of 1.3% less tourist nights.

Concerning the structure of the total realised tourist arrivals, foreign tourist arrivals accounted for 86.2% and domestic tourist arrivals for 13.8%. In 2022 compared to 2021, domestic tourists realised 14.8% more arrivals and foreign tourists 44.0% more arrivals.

Concerning the structure of total realised tourist nights, 91.4% of nights were realised by foreign tourists, while 8.6% were realised by domestic tourists. In 2022 compared to 2021, domestic tourists realised 5.4% more nights and foreign tourists 30.9% more nights.

The number of arrivals and nights of domestic tourists exceeded the number from 2019, and there were 10.8% more arrivals and 9.3% more nights of domestic tourists. While domestic tourists realised more arrivals and nights in 2022 compared to 2019, the tourist activity of foreign tourists still falls behind the pre-pandemic figures, resulting in 11.7% less arrivals and 2.2% less nights.

### Tourists from Germany realised the most foreign tourist arrivals and nights in 2022

Tourists from Germany realised the most foreign tourist arrivals and nights in 2022, that is, 3.3 million arrivals and 23.6 million nights, which accounted for 21.4% of the total realised foreign tourist arrivals and 28.6% of the total realised foreign tourist nights. As compared to 2021, tourists from Germany realised 19.9% more arrivals and 18.2% more nights. They realised seven nights per arrival on average. They also realised an increase in arrivals and nights compared to the pre-pandemic 2019, namely 13.9% more arrivals and 18.1% more nights.

Those were followed by the nights realised by tourists from Slovenia (9.1%), Austria (9.0%), Poland (7.7%), the Czech Republic (6.7%), Italy (4.7%) and the United Kingdom (4.1%). The nights realised by tourists from these countries together make up 69.9% of the total nights realised by foreign tourists. All these countries realised an increase in tourist nights in 2022 compared to 2021.

### The largest number of tourist arrivals and nights in 2022 recorded in the County of Istria

The County of Istria had the largest number of tourist arrivals and nights in 2022, as much as 4.6 million arrivals (which accounted for 25.8% of the total realised arrivals) and 27.7 million nights (which accounted for 30.8% of the total nights realised in commercial accommodation). Compared to 2021, the County of Istria had 35.9% more tourist arrivals and 27.4% more tourist nights. The number of arrivals and nights from 2019 was reached, and there were 2.3% more tourist arrivals and 4.9% more tourist nights.

Following the County of Istria, the largest number of tourist arrivals and nights in 2022 was realised in the County of Split-Dalmatia, with 3.2 million arrivals and 17.1 million nights, and the County of Primorje-Gorski kotar, with 2.9 million arrivals and 15.5 million nights. Both of these counties realised a double-digit increase in tourist arrivals and nights compared to 2021.

In the County of Istria, foreign tourists realised 95.9% of the total realised nights, while domestic tourists realised only 4.1% of nights. The most foreign tourist nights were realised by tourists from Germany (40.9%), Austria (13.8%), Slovenia (8.8%), Italy (6.2%) and the Netherlands (6.1%).

The most tourist nights in the County of Istria were realised in the group Camping sites and camping grounds, as much as 11.0 million nights, which accounted for 39.8% of the total tourist nights realised in this county. These were followed by tourist nights realised in the group Holiday and other short-stay accommodation, with 9.1 million nights, which accounted for 33.0% of the total tourist nights realised in the County of Istria. In the group Hotels and similar accommodation, 7.5 million tourist nights were realised, which accounted for 27.1% of the total nights realised in the County of Istria.

Tourists aged up to 14 realised the most nights in the County of Istria, that is, 6.1 million nights, which accounted for 22.2% of the total nights realised in this county. They were followed by tourists aged 35 to 44, who realised 4.8 million nights, which accounted for 17.4% of the total nights realised in the County of Istria.

### Rovinj – Rovigno, city with the highest number of tourist nights in 2022

In 2022, cities with the highest number of tourist nights in commercial accommodation establishments were the following: Rovinj – Rovigno with 4.1 million nights, Dubrovnik with 3.5 million nights, and Poreč – Parenzo with 3.2 million nights. Compared to 2021, all these cities recorded an increase in tourist nights, while compared to 2019, an increase in tourist nights was recorded in Rovinj – Rovigno (of 5.7%) and Poreč – Parenzo (of 1.3%), while Dubrovnik recorded a decrease in the number of tourist nights, of 18.9%.

### Most wanted destination for foreign tourists Rovinj – Rovigno, and for domestic tourists the City of Zagreb

Domestic tourists spent the most nights in 2022 in the City of Zagreb, Crikvenica, Zadar, Mali Lošinj, Rovinj – Rovigno and Vodice (accounting for 20.5% of the total nights realised by domestic tourists), while foreign tourists spent the most nights in Rovinj – Rovigno, Dubrovnik, Poreč – Parenzo, Medulin, Umag – Umago and Split (accounting for 21.7% of the total nights realised by foreign tourists).

### In 2022, the most tourist nights were realised in the group Holiday and other short-stay accommodation

The most tourist nights in 2022 were realised in the group Holiday and other short-stay accommodation, 45.6 million, which accounted for 50.6% of the total realised tourist nights. This group of accommodation recorded an increase in tourist nights of 23.3% compared to 2021, but a decrease of 1.1% compared to 2019.

These were followed by the nights realised in the group Hotels and similar accommodation, with 23.0 million nights, which accounted for 25.6% of the total tourist nights realised in 2022. Compared to 2021, the number of tourist nights increased in the group Hotels and similar accommodation by 46.6%, but decreased compared to 2019 by 11.1%.

A total of 21.4 million nights were realised in the group Camping sites and camping grounds, which accounted for 23.8% of the total realised tourist nights. Compared to 2021, there were 22.3% more tourist nights in this group of accommodation. As opposed to the first two groups of accommodation, this group recorded an increase in tourist nights compared to 2019, of 11.6%.

#### The largest number of permanent beds available in the group Holiday and other short-stay accommodation (60.9%)

In 2022, there were 433 thousand rooms, apartments and camping sites available to tourists, with a total of 1.1 million permanent beds.

In the group Holiday and other short-stay accommodation, in 2022 tourists had 259 thousand rooms and apartments at their disposal (which is 60.0% of the total number of available rooms and apartments) with 688 thousand permanent beds (which is 60.9% of the total number of available permanent beds).

In the group Hotels and similar accommodation, tourists had 82 thousand rooms and apartments at their disposal (which is 18.8% of the total number of available rooms and apartments), with 171 thousand permanent beds (which is 15.1% of the total number of available permanent beds). An average occupancy rate of rooms in 2022 was 55.0% and of permanent beds 55.4%, while in 2021, an average occupancy rate of rooms was 41.6% and of permanent beds 42.5%.

#### Tourists aged up to 14 realised the most nights in 2022

In 2022, tourists aged up to 14 realised the most nights, that is, 17.2 million, which accounted for 19.1% of the total realised nights. They were followed by tourists aged 35 to 44, who realised 16.1 million nights, which accounted for 17.9% of the total realised nights.

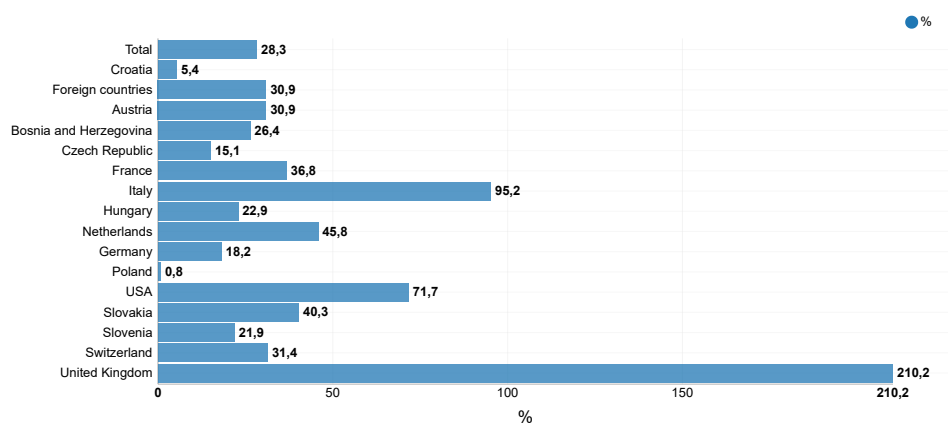
#### Notice

Detailed annual data are available on the website of the Croatian Bureau of Statistics [podaci.dzs.hr/en](http://podaci.dzs.hr/en), under "CBS Databases", where it is possible to browse and print data in various forms.

## 1 TOURIST ARRIVALS AND NIGHTS

	Arrivals			Nights				
	2021	2022	Indices 2022 2021	2021	2022	Indices 2022 2021	2022	
							Structure of nights (%)	Average number of nights per arrival
Total	12 775 794	17 774 958	139,1	70 201 959	90 040 177	128,3	100,0	5,1
Domestic tourists	2 134 985	2 451 209	114,8	7 354 132	7 752 665	105,4	8,6	3,2
Foreign tourists	10 640 809	15 323 749	144,0	62 847 827	82 287 512	130,9	91,4	5,4
Of the total, according to the selected countries of residence								
Austria	1 025 521	1 453 241	141,7	5 682 370	7 439 907	130,9	9,0	5,1
Czech Republic	720 913	835 402	115,9	4 783 597	5 508 190	115,1	6,7	6,6
Italy	417 253	908 160	217,7	1 996 481	3 897 516	195,2	4,7	4,3
Hungary	431 257	573 011	132,9	2 286 255	2 808 907	122,9	3,4	4,9
Netherlands	373 600	528 947	141,6	2 153 507	3 139 135	145,8	3,8	5,9
Germany	2 737 013	3 281 187	119,9	19 931 221	23 555 423	118,2	28,6	7,2
Poland	957 439	1 005 957	105,1	6 287 267	6 335 512	100,8	7,7	6,3
Slovakia	327 294	480 264	146,7	2 189 144	3 071 636	140,3	3,7	6,4
Slovenia	994 990	1 418 967	142,6	6 127 362	7 470 057	121,9	9,1	5,3
United Kingdom	221 471	695 903	314,2	1 096 876	3 402 723	310,2	4,1	4,9

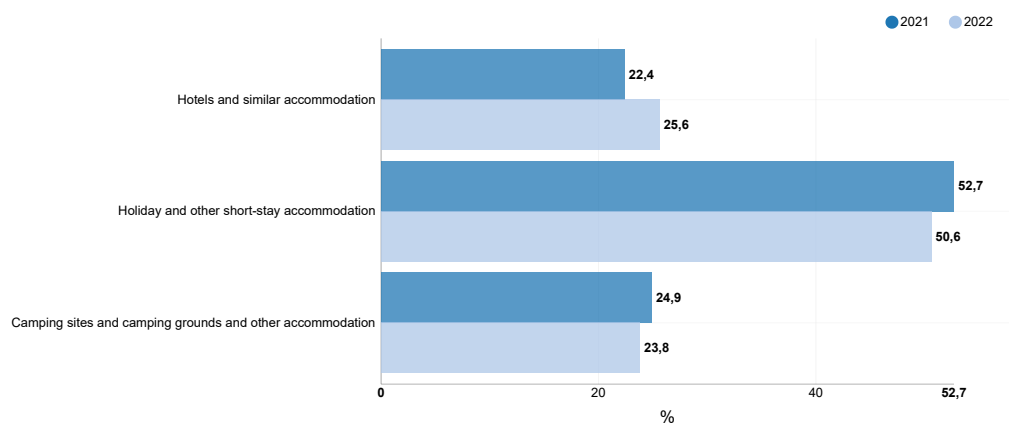
## G-1 RATES OF CHANGE IN TOURIST NIGHTS, 2022/2021



## 2 TOURIST ARRIVALS AND NIGHTS, ACCORDING TO DIVISION 55 OF NKD 2007.

	Arrivals			Nights		
	2021	2022	Indices 2022 2021	2021	2022	Indices 2022 2021
<b>Total</b>	12 775 794	17 774 958	139,1	70 201 959	90 040 177	128,3
55.1 Hotels and similar accommodation	4 081 121	6 466 444	158,4	15 705 364	23 028 353	146,6
55.2 Holiday and other short-stay accommodation	6 089 996	8 014 498	131,6	36 965 567	45 579 460	123,3
55.3 Camping sites and camping grounds	2 599 637	3 288 203	126,5	17 500 753	21 397 570	122,3
55.9 Other accommodation	5 040	5 813	115,3	30 275	34 794	114,9
<b>Domestic tourists</b>	2 134 985	2 451 209	114,8	7 354 132	7 752 665	105,4
55.1 Hotels and similar accommodation	1 110 520	1 387 134	124,9	2 800 215	3 305 804	118,1
55.2 Holiday and other short-stay accommodation	883 037	927 590	105,0	3 864 377	3 782 050	97,9
55.3 Camping sites and camping grounds	137 147	132 197	96,4	662 928	638 801	96,4
55.9 Other accommodation	4 281	4 288	100,2	26 612	26 010	97,7
<b>Foreign tourists</b>	10 640 809	15 323 749	144,0	62 847 827	82 287 512	130,9
55.1 Hotels and similar accommodation	2 970 601	5 079 310	171,0	12 905 149	19 722 549	152,8
55.2 Holiday and other short-stay accommodation	5 206 959	7 086 908	136,1	33 101 190	41 797 410	126,3
55.3 Camping sites and camping grounds	2 462 490	3 156 006	128,2	16 837 825	20 758 769	123,3
55.9 Other accommodation	759	1 525	200,9	3 663	8 784	239,8

## G-2 STRUCTURE OF TOURIST NIGHTS, ACCORDING TO DIVISION 55 OF NKD 2007., 2021 AND 2022



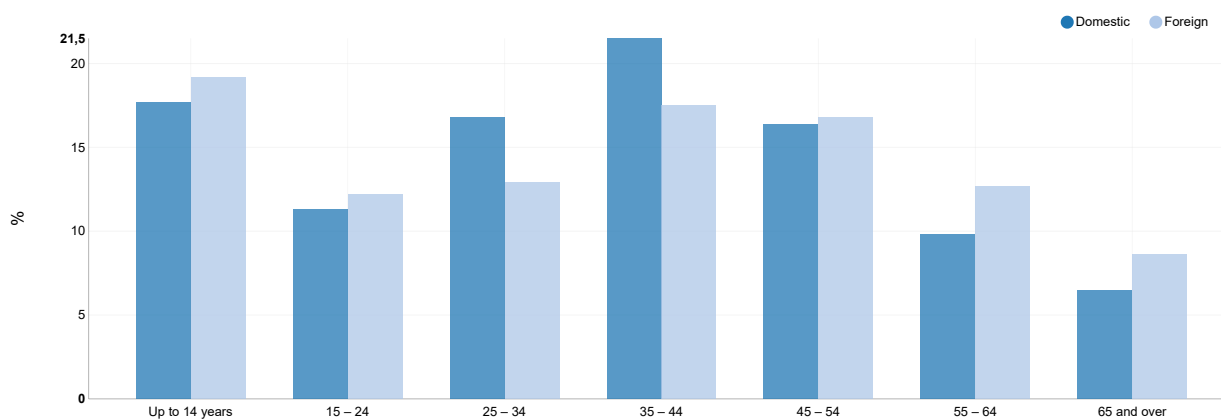
## 3 TOURIST ARRIVALS AND NIGHTS, BY ORGANISATION OF TOURIST ARRIVALS

	Individual arrangement						Organised trip					
	Arrivals			Nights			Arrivals			Nights		
	2021	2022	Indices 2022 2021	2021	2022	Indices 2022 2021	2021	2022	Indices 2022 2021	2021	2022	Indices 2022 2021
Total	9 488 539	12 607 482	132,9	51 928 901	64 372 571	124,0	3 287 255	5 167 476	157,2	18 273 058	25 667 606	140,5
Domestic tourists	1 588 134	1 717 388	108,1	5 612 178	5 681 312	101,2	546 851	733 821	134,2	1 741 954	2 071 353	118,9
Foreign tourists	7 900 405	10 890 094	137,8	46 316 723	58 691 259	126,7	2 740 404	4 433 655	161,8	16 531 104	23 596 253	142,7

## 4 TOURIST ARRIVALS AND NIGHTS, BY COUNTIES, 2022

		Total	Domestic	Foreign	Indices 2022 2021		
					Total	Domestic	Foreign
Republic of Croatia	Arrivals	17 774 958	2 451 209	15 323 749	139,1	114,8	144,0
	Nights	90 040 177	7 752 665	82 287 512	128,3	105,4	130,9
County of Zagreb	Arrivals	126 615	40 552	86 063	159,1	136,4	172,6
	Nights	229 238	73 371	155 867	152,1	130,3	165,0
County of Krapina-Zagorje	Arrivals	177 266	94 306	82 960	116,9	97,2	151,8
	Nights	383 672	207 399	176 273	121,7	100,1	163,1
County of Sisak-Moslavina	Arrivals	23 613	10 441	13 172	176,8	149,2	207,2
	Nights	55 490	26 836	28 654	169,2	143,8	202,7
County of Karlovac	Arrivals	292 865	45 308	247 557	133,2	91,5	145,3
	Nights	553 213	86 849	466 364	138,2	93,0	151,9
County of Varaždin	Arrivals	88 592	40 489	48 103	121,9	118,7	124,8
	Nights	202 467	93 937	108 530	136,3	133,2	139,1
County of Koprivnica-Križevci	Arrivals	18 011	9 580	8 431	137,2	135,1	139,8
	Nights	36 987	17 508	19 479	134,2	125,9	142,7
County of Bjelovar-Bilogora	Arrivals	22 387	15 494	6 893	146,1	135,4	177,3
	Nights	68 319	48 395	19 924	139,3	128,2	176,4
County of Primorje-Gorski kotar	Arrivals	2 918 929	416 943	2 501 986	131,9	107,2	137,2
	Nights	15 512 719	1 409 708	14 103 011	124,6	101,0	127,6
County of Lika-Senj	Arrivals	651 122	63 135	587 987	134,4	96,6	140,3
	Nights	2 815 862	194 127	2 621 735	127,2	95,2	130,5
County of Virovitica-Podravina	Arrivals	15 359	10 903	4 456	149,2	144,4	162,6
	Nights	32 323	22 010	10 313	154,0	152,0	158,5
County of Požega-Slavonia	Arrivals	22 763	16 931	5 832	153,2	145,3	182,0
	Nights	61 067	47 465	13 602	162,1	163,1	158,9
County of Slavonski Brod-Posavina	Arrivals	36 754	13 469	23 285	146,1	118,6	168,8
	Nights	58 118	22 681	35 437	147,1	122,6	168,7
County of Zadar	Arrivals	1 670 127	248 822	1 421 305	128,5	98,6	135,7
	Nights	10 066 168	1 150 360	8 915 808	121,6	92,1	126,9
County of Osijek-Baranja	Arrivals	107 945	68 175	39 770	143,3	126,5	185,2
	Nights	218 462	124 796	93 666	135,6	125,7	151,6
County of Šibenik-Knin	Arrivals	885 556	162 938	722 618	125,6	114,8	128,3
	Nights	5 226 083	680 259	4 545 824	119,2	102,6	122,2
County of Vukovar-Sirmium	Arrivals	75 513	59 669	15 844	209,4	219,0	179,5
	Nights	123 683	92 141	31 542	182,1	193,2	156,1
County of Split-Dalmatia	Arrivals	3 202 719	323 902	2 878 817	138,7	114,1	142,2
	Nights	17 085 151	1 245 131	15 840 020	126,8	103,4	129,1
County of Istria	Arrivals	4 583 914	372 962	4 210 952	135,9	116,7	137,9
	Nights	27 690 426	1 131 746	26 558 680	127,4	109,9	128,3
County of Dubrovnik-Neretva	Arrivals	1 688 945	154 722	1 534 223	174,6	130,3	180,8
	Nights	7 210 748	547 327	6 663 421	153,3	117,5	157,2
County of Međimurje	Arrivals	87 294	48 202	39 092	136,3	120,2	163,2
	Nights	203 937	99 747	104 190	141,6	122,2	166,9
City of Zagreb	Arrivals	1 078 669	234 266	844 403	169,9	132,7	184,3
	Nights	2 206 044	430 872	1 775 172	160,4	121,6	173,9

### G-3 STRUCTURE OF TOURIST NIGHTS, BY AGE GROUPS, 2022



### 5 ACCOMMODATION CAPACITIES, ACCORDING TO DIVISION 55 OF NKD 2007., IN WHICH TOURIST NIGHTS WERE REALISED, 2022

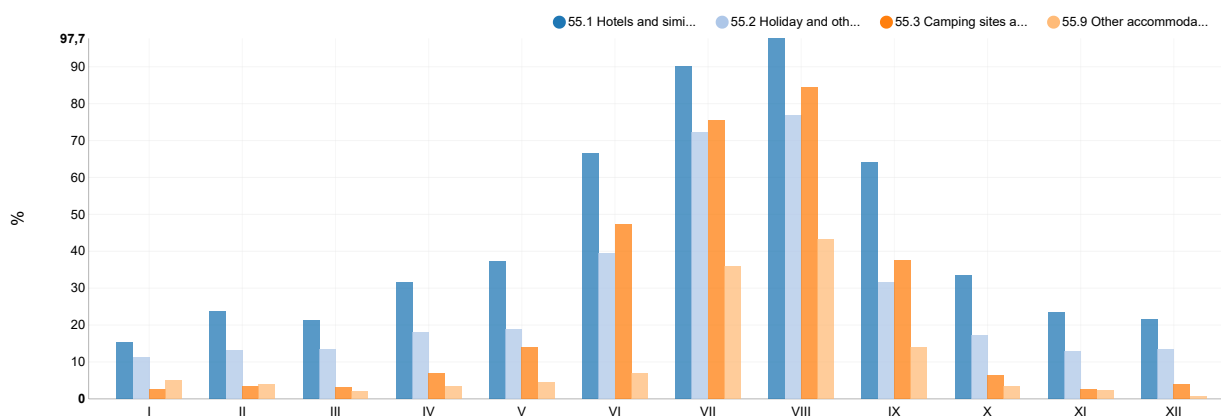
	Establishments	Number of accommodation units				Permanent beds	Number of households
		Total	Rooms	Suites	Camping sites		
Total	9 835	432 722	161 441	180 204	91 077	1 128 454	100 671
55.1 Hotels and similar accommodation	1 074	81 500	69 166	12 334	-	170 737	-
55.2 Holiday and other short-stay accommodation	8 410	259 428	91 591	167 757	80	687 611	100 139
55.3 Camping sites and camping grounds	338	91 342	307	60	90 975	268 830	532
55.9 Other accommodation	13	452	377	53	22	1 276	-

### 6 OCCUPANCY RATE OF PERMANENT BEDS, ACCORDING TO DIVISION 55 OF NKD 2007.<sup>1)</sup>, 2022

NKD 2007. groups, division 55	Occupancy rate of permanent beds, (%)											
	I	II	III	IV	V	VI	VII	VIII	IX	X	XI	XII
55.1	15,4	23,6	21,2	31,7	37,2	66,5	90,0	97,7	64,1	33,4	23,4	21,5
55.2	11,3	13,2	13,3	18,1	18,7	39,5	72,3	76,7	31,5	17,1	13,0	13,3
55.3	2,5	3,3	3,0	6,9	13,9	47,4	75,6	84,4	37,4	6,5	2,7	3,8
55.9	4,9	3,8	1,9	3,4	4,5	7,0	35,9	43,3	14,0	3,4	2,3	0,8

1) Gross occupancy rate of permanent beds.

## G-4 OCCUPANCY OF PERMANENT BEDS, ACCORDING TO NKD 2007., DIVISION 55, 2022



## NOTES ON METHODOLOGY

### The purpose of the statistical survey

The purpose of the statistical survey Tourist Arrivals and Nights is to monitor the tourist activity realised in commercial accommodation establishments and to provide internationally comparable data in accordance with European standards for tourism statistics. The results of this survey ensure the basic indicators necessary for the analysis of tourism in the Republic of Croatia. The basic indicators are the following: tourist arrivals and nights by country of residence, types of accommodation establishments, tourists by sex and age groups, mode of arrival as well as the number of rooms and permanent beds.

### Legal basis

The survey is conducted on the basis of the Official Statistics Act (NN, No. 25/20) and Regulation (EU) No. 692/2011 of the European Parliament and of the Council concerning European statistics on tourism.

### Observation units

The observation units are all legal entities and natural persons that provide overnight accommodation services, as well as natural persons who provide hospitality services in households and on private family farms.

The Hotel and Restaurant Activity Act (NN, Nos 85/15, 121/16, 99/18, 25/19, 98/19, 32/20, 42/20 and 126/21) defines the manner and conditions under which legal entities and natural persons can provide overnight accommodation in an accommodation establishment.

### Sources and methods of data collection

The data source for the statistical survey on tourism activity (the number of tourist arrivals and nights) and accommodation establishments is the eVisitor system. The Croatian Bureau of Statistics takes over data from the administrative source eVisitor system from the Croatian National Tourist Board on a monthly basis and further processes them statistically. Monthly data are taken over on the seventh day in a month for the previous month.

All legal entities and natural persons that provide overnight accommodation services in an accommodation establishment, as well as natural persons who provide hospitality services in households and on private family farms, according to the Ordinance on the eVisitor System (NN, No. 43/20), check in and check out tourists via the eVisitor system, as the central electronic system for checking in and checking out tourists in the Republic of Croatia.

### Coverage and comparability

This statistical survey covers accommodation establishments that are categorised in the groups Hotels, Camping sites and Other accommodation establishments pursuant to the Hotel and Restaurant Activity Act (NN, Nos 85/15, 121/16, 99/18, 25/19, 98/19, 32/20, 42/20 and 126/21). The Minister of Tourism prescribes the types of accommodation establishments within these groups in an ordinance.

According to the Ordinance on Classification, Categorisation and Special Standards of Accommodation Establishments in the group Hotels (NN, Nos 56/16 and 120/19), the types of accommodation establishments are the following: hotels, heritage hotels, all-suite hotels, integral hotels, diffuse hotels, special-standard hotels, spa-type accommodation, tourist resorts, tourist apartments, boarding houses and guest houses.

According to the Ordinance on Classification and Categorisation of Accommodation Establishments in the group Camping sites (NN, Nos 75/08, 54/16, 68/19 and 120/19), the types of accommodation establishments are the following: camping sites, glamping, small camps and quickstop camping.

According to the Ordinance on Classification and Categorisation of Accommodation Establishments in the group Other accommodation establishments (NN, Nos 54/16 and 69/17), the types of accommodation establishments are the following: rooms, apartments, studio-type suites, summer houses, overnight accommodations, vacation establishments for children, hostels, mountain lodges, hunting lodges, pupils' homes or students' homes or akademis and Robinson-type accommodation establishments.

According to the Ordinance on Classification and Categorisation of Establishments Providing Hospitality Services in Households (NN, Nos 9/16, 54/16, 61/16, 69/17 and 120/19), accommodation establishments in households are the following: rooms, suites, studio-type suites, summer houses, camping sites, quickstop camping and Robinson-type accommodation (quickstop camping – Robinson-type accommodation).

According to the Ordinance on Classification and Categorisation of Establishments Providing Hospitality Services on Private Family Farms (NN, Nos 54/16, 69/17 and 120/19) are the following: rooms, suites, rural summer houses, camping sites, quickstop camping and Robinson-type accommodation (quickstop camping – Robinson-type accommodation).

Pursuant to Article 29 of the Hotel and Restaurant Activity Act (NN, Nos 85/15, 121/16, 99/18, 25/19, 98/19, 32/20, 42/20 and 126/21), this statistical survey also covers organised off-site camping sites. During sports, scout, cultural/artistic and similar events as well as during organised trips in canoes and similar vessels on sea, rivers and lakes, or by bikes etc., organised off-site camping is allowed on spaces provided for it.

This statistical survey also covers the following establishments providing accommodation services: spas, inns offering accommodation services and uncategorised establishments.

Pursuant to the Regulation (EU) No. 692/2011 of the European Parliament and of the Council concerning European statistics on tourism, data on tourist arrivals and nights in the Republic of Croatia according to the NKD 2007., division 55, groups 55.1 Hotels and similar accommodation, 55.2 Holiday and other short-stay accommodation and 55.3 Camping sites and camping grounds are submitted to Eurostat on a monthly basis. Data submitted on group 55.1 Hotels and similar accommodation also include information on occupancy rates of permanent beds and rooms (net). The mentioned data are published on Eurostat's website <http://ec.europa.eu/eurostat> and are comparable to EU Member States data.

**The data do not include non-commercial tourist traffic** (the stay of owners and their relatives and friends in villas and summer houses as well as of tourists in other establishments where accommodation service is not charged, e.g., when they are accommodated by citizens of a tourist town/municipality). Non-commercial tourist traffic is covered by a separate statistical survey.

#### **Confidentiality**

Aggregate data for which there are reasons for keeping their confidentiality in line with the Official Statistics Act (NN, No. 25/20) and with Regulation (EC) No. 223/2009 of the European Parliament and of the Council on European statistics are treated as confidential and are not published.

#### **Definitions**

**Tourism** means the activity of visitors taking a trip to or staying in a main destination outside their usual environment for less than a year, for the purposes of leisure, business or other personal purposes other than to be employed by a resident entity in the place visited.

**eVisitor** is the central electronic system for checking in and checking out tourists that serves to link all tourist boards in the Republic of Croatia. It is available via internet with no need for any additional software installations.

The tourist registry in the eVisitor system is kept separately for every legal entity and natural person offering accommodation services as part of the hotel and restaurant activity (boarding houses, hotels, hostels, etc.), or on a sea vessel as part of the nautical tourism (charter, cruising), as well as accommodation services in households and rural households.

Checking in and checking out the tourists who are entered into the eVisitor system is authorised on the basis of a secure access to the eVisitor authentication protocol which ensures the conditions for a safe and correct electronic check-in and check-out.

Establishing and running the eVisitor system is the responsibility of the Croatian National Tourist Board (CNTB).

**CNTB** is a national tourist organisation founded in order to create and promote the identity and reputation of the Croatian tourism, to plan and implement a common strategy and concept of its promotion, to propose and perform the promotional activities of mutual interest for all entities in tourism in the country and abroad, as well as to raise the overall quality of the entire tourist offer in the Republic of Croatia. The head office of the CNTB is situated in Zagreb. The duties of the President of the Croatian National Tourist Board are undertaken by the Minister of Tourism.

**Tourist** is every person who, outside his/her place of usual residence, spends at least one night in a hotel or some other accommodation establishment for reasons of rest, recreation, health, study, sport, religion, family, business, public tasks or meeting. Excluded are persons staying at their place of usual residence for longer than 12 months in succession, persons whose main reason for visiting is an activity that is financed from the place of visit, persons that travel to their work place or an education institution on a daily or weekly basis, persons coming into or going out of the country as migrants, border-line workers, diplomats, consular representatives and military force members on their regular duties, displaced persons, nomads and persons in transit.

**Domestic tourist** is a person permanently residing in the Republic of Croatia who spends at least one night in a hotel or some other accommodation establishment outside his or her place of permanent residence.

**Foreign tourist** is a person permanently residing outside the Republic of Croatia who temporarily resides in the Republic of Croatia and who spends at least one night in a hotel or some other accommodation establishment.

**Tourist arrival** is the number of persons (tourists) who arrived and registered their stay in an accommodation establishment. Consequently, in case tourists change the accommodation establishment they stay in, they are re-registered, which results in data ambiguity. Statistics thus register the number of tourist arrivals and not the number of tourists.

**Tourist nights** refer to every registered overnight stay of a person (tourist) in an accommodation establishment.

**Residence** is the place where a person came with the intention of permanently staying there.

**Age group of tourists** is presented according to the years of age at the time of a stay in a tourist accommodation establishment.

**Accommodation capacities** are presented as the number of rooms, apartments and camping sites, and the number of permanent beds. The application of the Regulation No. 692/2011 of the European Parliament and of the Council on European tourism statistics means that the capacity of an accommodation establishment presented is taken over from the month when it reached its maximum.

**Permanent beds** are those that are regularly available to guests.

**Occupancy rate of permanent beds (net)** in the reference period is obtained by dividing the total number of nights realised in the reference period by the number of beds on offer and the number of days when the beds are actually available for use during the reference period. The data is expressed as a percentage.

**Occupancy rate of bedrooms (net)** in the reference period is obtained by dividing the total number of bedrooms used during the reference period by the number of bedrooms available for use during the reference period. The data is expressed as a percentage.

**Occupancy rate of permanent beds (gross)** in the reference period is obtained by dividing the total number of nights by the number of beds and the number of days in a month. The data is expressed as a percentage.

**Division 55 of the NKD 2007.** includes short-stay accommodation service activities to tourists. Particular units may only provide accommodation services, while others may combine the services of accommodation, catering and/or recreation equipment. Tourist accommodation establishments listed in this division are broken down into four groups.

Group 55.1 Hotels and similar accommodation includes the following types of accommodation establishments: hotels, heritage hotels, all-suite hotels, integral hotels, diffuse hotels, spa-type accommodation, special standard hotels, tourist resorts, tourist apartments, boarding houses and guest houses.

Group 55.2 Holiday and other short-stay accommodation includes rooms, apartments, studio-type suites, summer houses, rural summer houses, hostels, spas, overnight accommodation, vacation establishments for children, inns offering accommodation services, mountain lodges, hunting lodges, pupils' homes or students' homes and Robinson-type accommodation establishment.

Group 55.3 Camping sites and camping grounds include camping sites, glamping, small camps, quickstop camping, quickstop camping in households – Robinson-type accommodation, quickstop camping on private family farms – Robinson-type accommodation, and organised off-site camping sites.

Group 55.9 Other accommodation includes uncategorised establishments.

#### **Territorial constitution**



Data by counties, cities and municipalities are given by the territorial constitution according to the Act on County, City and Municipality Areas in the Republic of Croatia (NN, Nos 86/06, 125/06, 16/07, 95/08, 145/10, 37/13, 44/13, 45/13 and 110/15).

#### Abbreviations

Eurostat	Statistical Office of the European Union
NKD 2007.	National Classification of Activities, 2007. version
NN	Narodne novine, official gazette of the Republic of Croatia
USA	United States of America

#### Symbols

- no occurrence



The survey whose data are published in this First Release has been conducted with the financial assistance of the European Union. The contents of this document are the sole responsibility of the Croatian Bureau of Statistics and can under no circumstances be regarded as reflecting the position of the European Union.

**Published by the Croatian Bureau of Statistics, Zagreb, Ilica 3, P. O. B. 80**

Phone: (+385 1) 48 06 111

Press corner: [press@dzs.hr](mailto:press@dzs.hr)

Persons responsible:

Edita Omerzo, Director of Spatial Statistics Directorate

Lidija Brković, Director General

Prepared by:

Ivana Brozović and Kristina Baluban

**USERS ARE KINDLY REQUESTED TO STATE THE SOURCE.**

Customer Relations and Data Protection Department

Information and user requests

Phone: (+385 1) 48 06 138, 48 06 154

E-mail: [stat.info@dzs.hr](mailto:stat.info@dzs.hr)

Subscription

Phone: (+385 1) 48 06 115

E-mail: [prodaja@dzs.hr](mailto:prodaja@dzs.hr)