

First Release

Year: LXI.

Zagreb, 15 January 2025

OBR-2024-4-6

ISSN 1334-0557



STUDENTS ENROLLED ON UNIVERSITY SPECIALIST STUDIES, 2023/2024 ACADEMIC YEAR

In the 2023/2024 academic year, a total of **2 201** students were enrolled on university specialist studies.

Out of the total number of students, 76.8% were enrolled at the University of Zagreb, 10.0% at the University of Osijek, 8.5% at the University of Rijeka, 2.5% at the University of Split, 1.3% at the Libertas International University, 0.5% at the University of Pula and 0.4% at the University of Slavonski Brod.

More women than men among students enrolled on university specialist studies

The share of women in the total number of students was 1 435 (**65.2%**). Observing by individual university, the University of Pula had the highest share of female students (90.0%), followed by the Libertas International University (78.6%), the University of Osijek (72.4%), the University of Split (71.4%), the University of Zagreb (65.3%), the University of Rijeka (53.2%), and the University of Slavonski Brod (11.1%).

Biomedicine and health – the most often chosen field of specialist studies

Regarding the scientific and artistic fields of studies, the most often chosen was the field of Biomedicine and health (**39.9%**) and Social sciences (**36.9%**). Among less chosen fields there were Engineering (8.9%), Interdisciplinary fields of science (8.7%), Humanities (2.3%), Biotechnical sciences (1.2%), Artistic field (1.1%), and Natural sciences (1.0%).

The largest number of students enrolled on university specialist studies was classified in the 30 to 34 age group

According to five-year age groups, the largest number of students was classified in the 30 – 34 age group (**31.7%**) and the smallest one in the under-24 age group (**0.8%**). There were 22.0% of students in the 25 – 29 age group, 17.6% in the 35 – 39 age group, 13.9% in the 40 – 44 age group, 8.2% in the 45 – 49 age group, 4.0% in the 50 – 54 age group and 1.8% in the 55-and-over age group.

By place of usual residence, **97.2%** of students were residents of the Republic of Croatia and **2.8%** were residents of other countries. By citizenship, out of the total number of students, 98.0% were the citizens of the Republic of Croatia and 2.0% of foreign countries. Out of the total number of Croatian citizens, 95.3% had previously graduated in the Republic of Croatia and 4.7% in other countries.

The largest number of students enrolled on university specialist studies employed in Human health and social work activities

Out of the total number of students, **98.8%** were employed and **1.2%** unemployed. Out of the total number of employed students, the largest number was employed in Human health and social work activities (38.9%), in Public administration and defence; compulsory social security (18.5%), in Professional, scientific and technical activities (11.6%) and in Education (8.6%). Slightly fewer of them were employed in Financial and insurance activities (5.5%), in Wholesale and retail trade; repair of motor vehicles and motorcycles (3.5%), in Manufacturing activities (3.2%), in Information and communication activities (2.1%) and in Electricity, gas, steam and air conditioning supply (1.8%), while in all other activities they accounted for 6.3%.

Employers mostly paid the costs of studies

Employers paid the costs of studies for 53.2% of students, 43.2% of students paid for the study themselves, 2.4% were supported from the State Budget and 1.2% were classified in the category Other.

2 STUDENTS ENROLLED ON UNIVERSITY SPECIALIST STUDY, BY SCIENTIFIC AND ARTISTIC FIELDS OF STUDY, AGE GROUPS AND SEX, 2023/2024 ACADEMIC YEAR

	Total		Age groups							
	All	Women	Up to 24	25 – 29	30 – 34	35 – 39	40 – 44	45 – 49	50 – 54	55 and over
Total	2 201	1 435	17	484	699	387	305	181	88	40
Natural sciences	22	20	1	16	5	-	-	-	-	-
Mathematics	22	20	1	16	5	-	-	-	-	-
Engineering	195	76	2	26	48	56	36	18	7	2
Architecture and town planning	9	7	-	1	4	4	-	-	-	-
Electrical engineering	18	2	-	2	11	5	-	-	-	-
Geodesy	1	-	-	-	-	1	-	-	-	-
Civil engineering	22	12	-	3	9	4	4	1	1	-
Computer science	70	30	1	10	12	21	15	9	-	2
Mechanical engineering	15	1	-	6	3	2	1	1	2	-
Technology of transport and traffic	11	2	-	1	2	1	4	-	3	-
Interdisciplinary technical sciences	49	22	1	3	7	18	12	7	1	-
Biomedicine and health	879	577	2	298	396	95	51	18	12	7
Basic medical sciences	3	2	-	3	-	-	-	-	-	-
Clinical medical sciences	576	366	-	191	303	54	18	5	3	2
Public health and health care	132	97	-	36	43	15	15	11	8	4
Veterinary medicine	36	18	-	13	11	8	2	1	-	1
Dental medicine	62	38	-	15	24	11	11	1	-	-
Pharmacy	70	56	2	40	15	7	5	-	1	-
Biotechnical sciences	26	23	-	7	8	3	5	1	1	1
Agronomy	2	2	-	-	-	-	1	-	-	1
Food technology	8	8	-	2	2	1	2	-	1	-
Nutrition	14	11	-	4	5	2	2	1	-	-
Interdisciplinary biotechnical sciences	2	2	-	1	1	-	-	-	-	-
Social sciences	813	524	11	110	176	184	163	106	43	20
Economics	259	146	1	25	59	62	55	33	16	8
Law	358	247	2	36	69	80	87	57	17	10
Political science	88	33	7	28	16	14	9	9	5	-
Information and communication sciences	23	19	1	4	6	8	2	1	1	-
Psychology	14	11	-	2	6	4	1	-	1	-
Education and rehabilitation	54	51	-	13	16	13	6	4	1	1
Interdisciplinary social sciences	17	17	-	2	4	3	3	2	2	1
Humanities	50	40	1	3	10	8	6	10	10	2
Theology	30	23	-	-	6	5	3	8	6	2
Linguistics	20	17	1	3	4	3	3	2	4	-
Artistic field	24	23	-	7	2	3	5	2	3	2
Interdisciplinary arts field	24	23	-	7	2	3	5	2	3	2
Interdisciplinary fields of science	192	152	-	17	54	38	39	26	12	6
Educational sciences	26	19	-	2	3	6	8	2	4	1
Other interdisciplinary fields	166	133	-	15	51	32	31	24	8	5

3 STUDENTS ENROLLED ON UNIVERSITY SPECIALIST STUDY, BY UNIVERSITY, COUNTRY OF USUAL RESIDENCE AND SEX, 2023/2024 ACADEMIC YEAR

Country of usual residence	Total		University													
			Osijek		Pula		Rijeka		Slavonski Brod		Split		Zagreb		Libertas	
	All	Women	All	Women	All	Women	All	Women	All	Women	All	Women	All	Women	All	Women
Total	2 201	1 435	221	160	10	9	188	100	9	1	56	40	1 689	1 103	28	22
Croatia	2 140	1 406	211	154	10	9	185	100	9	1	56	40	1 641	1 080	28	22
Other countries	61	29	10	6	-	-	3	-	-	-	-	-	48	23	-	-
Belgium	1	1	1	1	-	-	-	-	-	-	-	-	-	-	-	-
Bosnia and Herzegovina	34	15	7	3	-	-	2	-	-	-	-	-	25	12	-	-
Montenegro	3	3	2	2	-	-	-	-	-	-	-	-	1	1	-	-
Kosovo	1	-	-	-	-	-	-	-	-	-	-	-	1	-	-	-
Netherlands	2	1	-	-	-	-	1	-	-	-	-	-	1	1	-	-
Norway	1	1	-	-	-	-	-	-	-	-	-	-	1	1	-	-
Germany	3	1	-	-	-	-	-	-	-	-	-	-	3	1	-	-
United States of America	1	1	-	-	-	-	-	-	-	-	-	-	1	1	-	-
Slovenia	9	4	-	-	-	-	-	-	-	-	-	-	9	4	-	-
Serbia	6	2	-	-	-	-	-	-	-	-	-	-	6	2	-	-

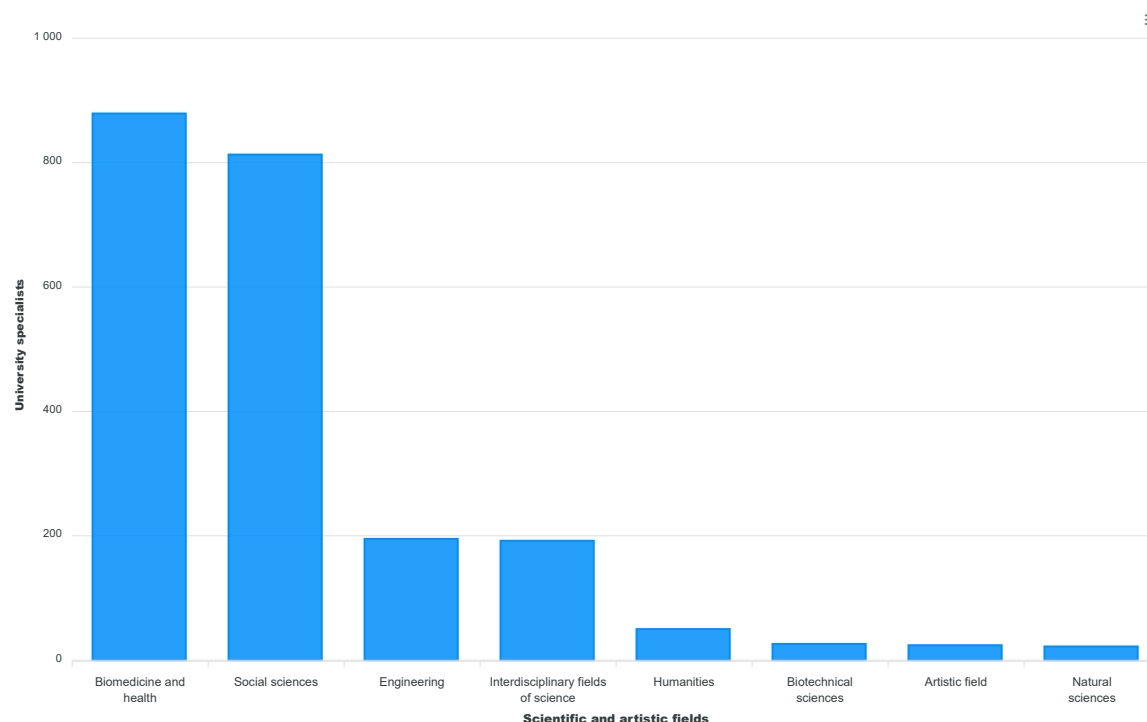
4 STUDENTS ENROLLED ON UNIVERSITY SPECIALIST STUDY, BY COUNTRY OF GRADUATION, CITIZENSHIP AND SEX, 2023/2024 ACADEMIC YEAR

Country of previous education	Total		Citizenship			
			Croatian		Foreign	
	All	Women	All	Women	All	Women
Total	2 201	1 435	2 158	1 412	43	23
Croatia	2 097	1 385	2 096	1 385	1	-
Other countries	104	50	62	27	42	23
Bosnia and Herzegovina	61	30	42	19	19	11
Montenegro	2	2	-	-	2	2
Denmark	1	-	1	-	-	-
France	1	1	1	1	-	-
Kosovo	2	1	-	-	2	1
Netherlands	1	-	1	-	-	-
Norway	1	1	1	1	-	-
North Macedonia	2	1	-	-	2	1
Slovenia	16	6	8	2	8	4
Serbia	17	8	8	4	9	4

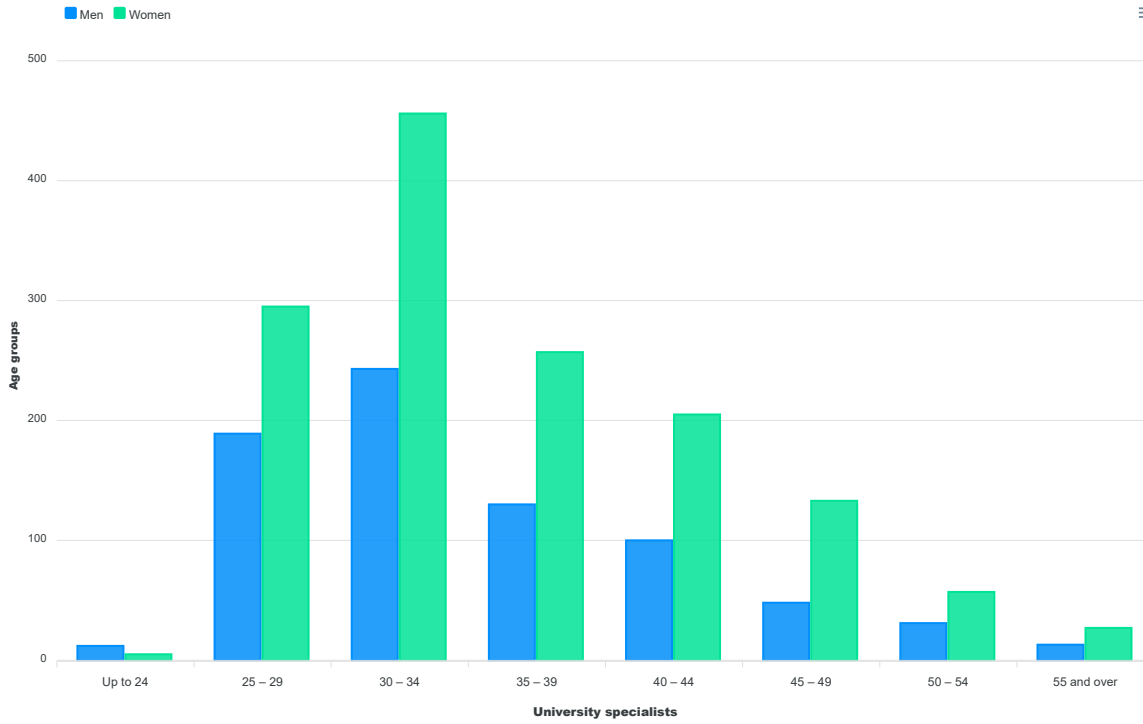
5 STUDENTS ENROLLED ON UNIVERSITY SPECIALIST STUDY, BY ACTIVITY, WAY OF PAYING FOR STUDY AND SEX, 2023/2024 ACADEMIC YEAR

	Total		Way of paying for postgraduate study			
	All	Women	Employer	State Budget funds	Student	Other
Total	2 201	1 435	1 171	52	950	28
Employed	2 175	1 421	1 171	52	925	27
Agriculture, forestry and fishing	10	6	2	1	7	-
Manufacturing	70	32	45	-	25	-
Electricity, gas, steam and air conditioning supply	40	11	27	-	13	-
Water supply; sewerage, waste management and remediation activities	11	5	3	-	8	-
Construction	10	7	5	-	5	-
Wholesale and retail trade; repair of motor vehicles and motorcycles	75	48	35	1	39	-
Transportation and storage	23	16	6	-	17	-
Accommodation and food service activities	11	5	6	-	5	-
Information and communication	46	20	23	1	22	-
Financial and insurance activities	120	78	89	-	30	1
Real estate activities	2	1	1	-	1	-
Professional, scientific and technical activities	252	149	102	2	144	4
Administrative and support service activities	9	4	-	-	9	-
Public administration and defence; compulsory social security	402	272	85	19	295	3
Education	186	158	44	5	128	9
Human health and social work activities	847	564	684	23	135	5
Arts, entertainment and recreation	18	14	1	-	16	1
Other service activities	36	26	13	-	19	4
Activities of extraterritorial organisations and bodies	7	5	-	-	7	-
Unemployed	26	14	-	-	25	1

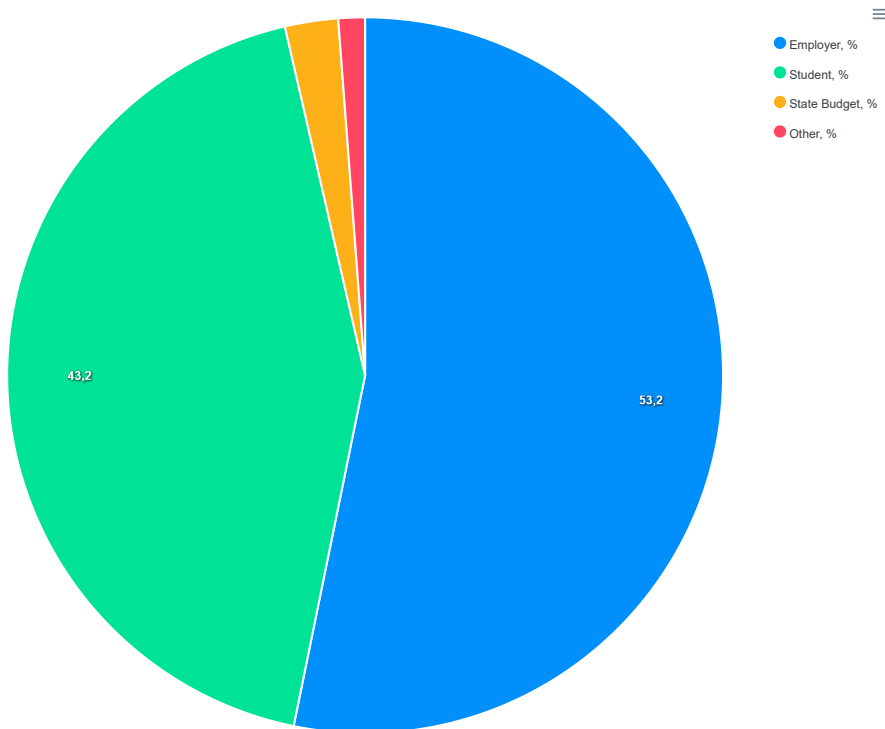
G-1 STUDENTS ENROLLED ON UNIVERSITY SPECIALIST STUDY, BY SCIENTIFIC AND ARTISTIC FIELD OF STUDY, 2023/2024 ACADEMIC YEAR



G-2 STUDENTS ENROLLED ON UNIVERSITY SPECIALIST STUDY, BY AGE GROUPS AND SEX, 2023/2024 ACADEMIC YEAR



G-3 STUDENTS ENROLLED ON UNIVERSITY SPECIALIST STUDY, BY WAY OF PAYING FOR STUDY, 2023/2024 ACADEMIC YEAR



NOTES ON METHODOLOGY

Sources and methods of data collection

Data are the result of the annual data processing on students enrolled on university specialist study. They are collected through the questionnaire titled the Registration Sheet for Students Enrolled on University Specialist Study (ŠV-30 form), which is filled in by students at the enrolment on each year of university specialist study.

Coverage and comparability

This statistical survey covers all students enrolled on university specialist study at institutions of higher education in the Republic of Croatia in the 2023/2024 academic year.

Data are comparable to data from previous years.

Definitions and explanations

The data relate to students enrolled on the university specialist study in line with the Act on Higher Education and Scientific Activity (NN, No.119/22).

Postgraduate study programmes are classified according to the Ordinance on Scientific and Artistic Areas, Fields and Branches (NN, Nos 118/09, 82/12, 32/13, 34/16 and 56/22).

Institution of higher education is any institution of higher education authorised to organise and implement courses of study, as well as scientific research, highly professional or artistic work. Institutions of higher education are university, faculties, art academies and polytechnics. Institutions of higher education may be public and private.

University is an institution that carries out higher education, scientific or artistic activity and professional activity in at least two scientific areas or in scientific and artistic areas and in at least three fields.

Faculty is an institution of higher education, a component part of a university, where university studies are organised and conducted, and where scientific and professional work in one or more scientific or professional fields are developed. Professional studies can also be conducted there.

Art academy is an institution of higher education, a component part of a university, where artistic studies are organised and conducted, and where top artistic endeavours and scientific activity in the field of art are nourished. Professional studies can also be conducted there.

The university specialist study is conducted at the postgraduate level for a period of one to two years, resulting in the acquisition of the academic title of specialist for a particular area (spec. with an indication of the profession) or university specialist for the area of medicine, veterinary medicine, dental medicine, pharmacy, medical biochemistry (univ. spec. with an indication of the profession), etc. in accordance with the Act on Academic and Professional Titles and Academic Degree (NN, No. 123/23).

Academic year starts on 1 October of the current year and ends on 30 September of the following calendar year.

Abbreviations

NN Narodne novine, official gazette of the Republic of Croatia

Symbols

- no occurrence

Published by the Croatian Bureau of Statistics, Zagreb, Ilica 3, P. O. B. 80

Phone: (+385 1) 48 06 111

Press corner: press@dzs.hr

Persons responsible:

Mario Vlajčević, Director of Demographic and Social Statistics Directorate

Lidija Brković, Director General

Prepared by:

Josipa Jurić and Danijela Kurjaković

USERS ARE KINDLY REQUESTED TO STATE THE SOURCE.

Customer Relations and Data Protection Department

Information and user requests

Phone: (+385 1) 48 06 138, 48 06 154, 48 06 115

E-mail: stat.info@dzs.hr

Subscription

Phone: (+385 1) 21 00 455

E-mail: prodaja@dzs.hr