



## STUDENTS ENROLLED ON UNIVERSITY SPECIALIST STUDIES, 2024/2025 ACADEMIC YEAR

In the 2024/2025 academic year, a total of **2 201** students were enrolled on university specialist studies.

Out of the total number of students, **73.3%** were enrolled at the University of Zagreb, 11.2% at the University of Osijek, 9.9% at the University of Rijeka, 2.1% at the University of Split, 1.2% at Libertas International University, Zagreb, 0.9% at the University of Zadar, 0.6% at the University North in Koprivnica, 0.5% at the University of Slavonski Brod, and 0.3% at the University of Pula.

### More women than men among students enrolled on university specialist studies

The share of women in the total number of students was **1 485 (67.5%)**. When observed by individual universities, the highest share of women was at the University of Zadar (90.0%), Libertas International University, Zagreb (88.9%), the University North in Koprivnica (78.6%), and the University of Split (72.3%), followed by the University of Osijek (71.1%), the University of Zagreb (68.5%), the University of Pula (66.7%), the University of Rijeka (51.8%), and the University of Slavonski Brod (10.0%).

### Social sciences – the most often chosen field of specialist studies

Regarding the scientific, interdisciplinary and artistic fields of studies, the most often chosen was the field of Social sciences (**40.2%**) and the field of Biomedicine and health (**31.8%**). Less represented are the interdisciplinary scientific field (12.8%), the field of technical sciences (7.9%), the field of humanities (3.0%), the field of biotechnical sciences (1.9%), the interdisciplinary field of arts (1.5%), and the field of natural sciences (0.9%).

### The largest number of students enrolled on university specialist studies was classified in the 30 to 34 age group

According to five-year age groups, the largest number of students was classified in the 30 – 34 age group (27.5%) and the smallest one in the under-24 age group (0.5%). There were 21.2% of students in the 25 – 29 age group, 18.1% in the 35 – 39 age group, 15.1% in the 40 – 44 age group, 8.9% in the 45 – 49 age group, 6.0% in the 50 – 54 age group and 2.7% in the 55-and-over age group.

By place of usual residence, **97.5%** of students were residents of the Republic of Croatia and **2.5%** were residents of other countries. By citizenship, out of the total number of students, 98.2% were the citizens of the Republic of Croatia and 1.8% of foreign countries. Out of the total number of Croatian citizens, 95.3% had previously graduated in the Republic of Croatia and 4.7% in other countries.

### **The largest number of students enrolled on university specialist studies employed in Human health and social work activities**

Out of the total number of students, **98.5%** were employed and **1.5%** unemployed. Out of the total number of employed students, the largest number was employed in Human health and social work activities (35.3%), in Public administration and defence; compulsory social security (19.7%), in Education (10.5%) and in Professional, scientific and technical activities (10.0%). Slightly fewer of them were employed in Financial and insurance activities (5.8%), in Manufacturing activities (3.0%), in Wholesale and retail trade; repair of motor vehicles and motorcycles (2.7%), in Information and communication activities (2.6%), in the field of other service activities (1.9%), and in Electricity, gas, steam and air conditioning supply (1.7%), while in all other activities they accounted for 6.8%.

### **The costs of study programmes mostly covered by students personally**

A total of **49.2%** of students paid for their studies personally; employers covered the costs for **47.2%** of students; for 2.2% of students the studies were funded from the state budget, and for 1.4% of students the method of payment fell into the category Other.

1 STUDENTS ENROLLED ON UNIVERSITY SPECIALIST STUDY, BY UNIVERSITY, NAME  
AND LOCATION OF INSTITUTION OF HIGHER EDUCATION, SCIENTIFIC,  
INTERDISCIPLINARY AND ARTISTIC FIELDS OF STUDY AND SEX, 2024/2025 ACADEMIC  
YEAR



Faculty of Mechanical Engineering and Naval Architecture, Zagreb	5	2	-	-	5	2	-	-	-	-	-	-	-	-	-	-	-	-
Faculty of Electrical Engineering and Computing, Zagreb	148	54	-	-	105	29	-	-	-	-	-	-	-	-	-	-	43	25
Faculty of Transport and Traffic Sciences, Zagreb	19	4	-	-	19	4	-	-	-	-	-	-	-	-	-	-	-	-
Faculty of Food Technology and Biotechnology, Zagreb	6	5	-	-	-	-	-	-	6	5	-	-	-	-	-	-	-	-
Faculty of Medicine, Zagreb	399	278	-	-	-	-	399	278	-	-	-	-	-	-	-	-	-	-
Faculty of Dental Medicine, Zagreb	41	26	-	-	-	-	41	26	-	-	-	-	-	-	-	-	-	-
Faculty of Pharmacy and Biochemistry, Zagreb	94	79	-	-	-	-	94	79	-	-	-	-	-	-	-	-	-	-
Faculty of Veterinary Medicine, Zagreb	41	21	-	-	-	-	41	21	-	-	-	-	-	-	-	-	-	-
Faculty of Agronomy, Zagreb	20	15	-	-	-	-	-	-	20	15	-	-	-	-	-	-	-	-
Faculty of Economics and Business, Zagreb	31	19	-	-	-	-	-	-	-	31	19	-	-	-	-	-	-	-
Faculty of Organization and Informatics, Varaždin	25	20	-	-	-	-	-	-	-	25	20	-	-	-	-	-	-	-
Faculty of Law, Zagreb	353	264	-	-	-	-	-	-	-	353	264	-	-	-	-	-	-	-
Faculty of Political Sciences, Zagreb	107	50	-	-	-	-	-	-	-	107	50	-	-	-	-	-	-	-
Faculty of Humanities and Social Sciences, Zagreb	38	31	-	-	-	-	-	-	-	33	26	5	5	-	-	-	-	-
Faculty of Teacher Education, Zagreb	13	13	-	-	-	-	-	-	-	-	-	-	-	-	-	-	13	13
Faculty of Special Education and Rehabilitation, Zagreb	40	39	-	-	-	-	-	-	-	40	39	-	-	-	-	-	-	-
University of Zagreb	179	150	-	-	-	-	-	-	-	15	14	5	5	-	-	-	159	131
Libertas International University, Zagreb	27	24	-	-	-	-	27	24	-	-	-	-	-	-	-	-	-	-
University North, Koprivnica	14	11	-	-	-	-	-	-	-	14	11	-	-	-	-	-	-	-

2 STUDENTS ENROLLED ON UNIVERSITY SPECIALIST STUDY, BY SCIENTIFIC, INTERDISCIPLINARY AND ARTISTIC FIELDS OF STUDY, AGE GROUPS AND SEX, 2024/2025 ACADEMIC YEAR

	Total		Age groups							
	All	Women	Up to 24	25 – 29	30 – 34	35 – 39	40 – 44	45 – 49	50 – 54	55 and over
Total	2 201	1 485	12	466	605	399	333	195	132	59
Natural sciences	19	18	-	13	5	1	-	-	-	-
Mathematics	19	18	-	13	5	1	-	-	-	-
Engineering	174	53	-	19	39	48	33	18	11	6
Architecture and town planning	9	7	-	1	-	4	1	1	1	1
Electrical engineering	34	3	-	3	18	11	2	-	-	-
Geodesy	1	-	-	-	1	-	-	-	-	-
Civil engineering	25	10	-	5	1	7	4	3	3	2
Computer science	26	7	-	4	4	8	2	5	1	2
Mechanical engineering	10	1	-	-	3	3	1	1	2	-
Technology of transport and traffic	19	4	-	2	3	4	5	1	4	-
Basic technical sciences	5	2	-	2	2	-	1	-	-	-
Interdisciplinary technical sciences	45	19	-	2	7	11	17	7	-	1
Biomedicine and health	701	483	2	261	301	61	43	13	14	6
Clinical medical sciences	416	269	-	141	218	32	17	2	5	1
Public health and health care	109	88	-	45	35	7	10	4	5	3
Veterinary medicine	41	21	-	16	15	4	3	3	-	-
Dental medicine	41	26	-	19	9	7	1	2	2	1
Pharmacy	94	79	2	40	24	11	12	2	2	1
Biotechnical sciences	43	32	1	6	6	12	8	2	7	1
Agronomy	21	15	-	2	4	6	3	1	4	1
Food technology	10	9	-	2	-	3	2	1	2	-
Nutrition	10	7	1	2	1	2	3	-	1	-
Interdisciplinary biotechnical sciences	2	1	-	-	1	1	-	-	-	-
Social sciences	884	599	6	130	177	200	171	104	68	28
Economics	296	179	-	38	62	71	57	38	24	6
Law	318	221	1	26	62	84	65	49	18	13
Political science	92	37	5	27	19	20	8	5	8	-
Information sciences	20	16	-	3	2	2	7	1	4	1
Communication sciences	15	13	-	4	2	2	3	3	1	-
Psychology	33	26	-	15	9	4	2	1	1	1
Education and rehabilitation	40	39	-	14	13	5	6	-	1	1
Social work	70	68	-	3	8	12	23	7	11	6
Humanities	65	52	-	3	12	15	10	12	7	6
Theology	55	42	-	1	9	12	8	12	7	6
Linguistics	10	10	-	2	3	3	2	-	-	-
Artistic field	33	28	-	8	7	3	7	3	5	-
Interdisciplinary arts field	33	28	-	8	7	3	7	3	5	-
Interdisciplinary fields of science	282	220	3	26	58	59	61	43	20	12

Interdisciplinary scientific field	163	134	-	10	36	35	33	29	11	9
Educational sciences	59	50	2	4	6	14	16	7	8	2
Security and defense sciences	18	12	-	5	9	1	1	2	-	-
Project management	42	24	1	7	7	9	11	5	1	1

### 3 STUDENTS ENROLLED ON UNIVERSITY SPECIALIST STUDY, BY UNIVERSITY, COUNTRY OF USUAL RESIDENCE AND SEX, 2024/2025 ACADEMIC YEAR

Country of usual residence	Total		University																	
			Osijek		Pula		Rijeka		Slavonski Brod		Split		Zadar		Zagreb		Libertas		North	
	All	Women	All	Women	All	Women	All	Women	All	Women	All	Women	All	Women	All	Women	All	Women	All	Women
Total	2 201	1 485	246	175	6	4	218	113	10	1	47	34	20	18	1 613	1 105	27	24	14	11
Croatia	2 146	1 457	232	165	6	4	217	112	10	1	47	34	20	18	1 573	1 088	27	24	14	11
Other countries	55	28	14	10	-	-	1	1	-	-	-	-	-	-	40	17	-	-	-	-
Argentina	1	1	-	-	-	-	-	-	-	-	-	-	-	-	1	1	-	-	-	-
Belgium	2	2	2	2	-	-	-	-	-	-	-	-	-	-	-	-	-	-	-	-
Bosnia and Herzegovina	26	12	7	4	-	-	-	-	-	-	-	-	-	-	19	8	-	-	-	-
Montenegro	2	2	2	2	-	-	-	-	-	-	-	-	-	-	-	-	-	-	-	-
Greece	1	-	-	-	-	-	-	-	-	-	-	-	-	-	1	-	-	-	-	-
Italy	1	1	-	-	-	-	-	-	-	-	-	-	-	-	1	1	-	-	-	-
Netherlands	1	1	-	-	-	-	-	-	-	-	-	-	-	-	1	1	-	-	-	-
Norway	1	1	-	-	-	-	-	-	-	-	-	-	-	-	1	1	-	-	-	-
Germany	1	-	-	-	-	-	-	-	-	-	-	-	-	-	1	-	-	-	-	-
North Macedonia	1	1	-	-	-	-	-	-	-	-	-	-	-	-	1	1	-	-	-	-
Slovenia	11	5	-	-	-	-	1	1	-	-	-	-	-	-	10	4	-	-	-	-
Serbia	6	2	3	2	-	-	-	-	-	-	-	-	-	-	3	-	-	-	-	-
Sweden	1	-	-	-	-	-	-	-	-	-	-	-	-	-	1	-	-	-	-	-

#### 4 STUDENTS ENROLLED ON UNIVERSITY SPECIALIST STUDY, BY COUNTRY OF GRADUATION, CITIZENSHIP AND SEX, 2024/2025 ACADEMIC YEAR

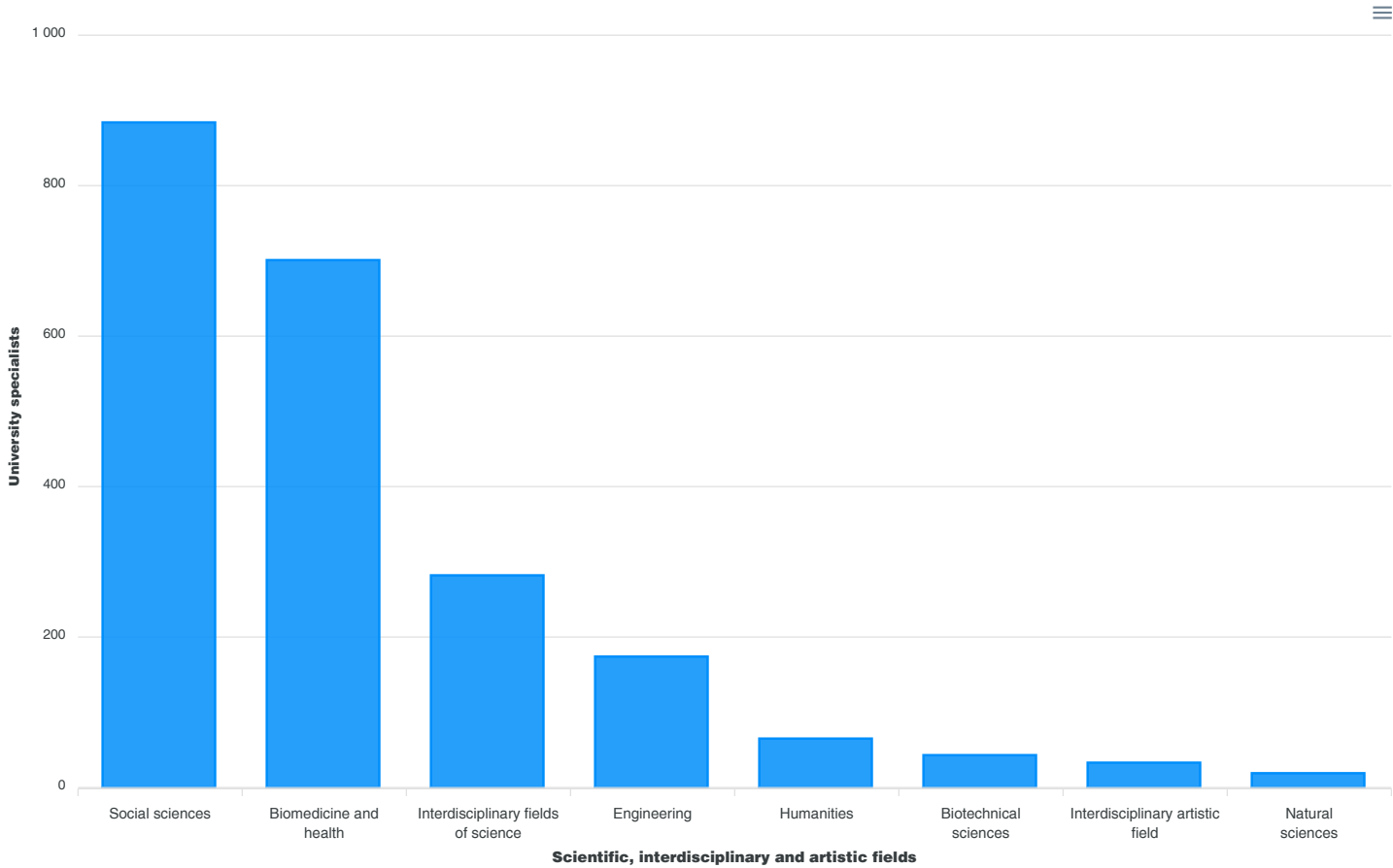
Country of previous education	Total		Citizenship			
			Croatian		Foreign	
	All	Women	All	Women	All	Women
Total	2 201	1 485	2 161	1 465	40	20
Croatia	2 097	1 424	2 094	1 422	3	2
Other countries	104	61	67	43	37	18
Bosnia and Herzegovina	56	37	45	31	11	6
Bulgaria	2	1	1	1	1	-
Montenegro	2	2	-	-	2	2
Denmark	1	-	1	-	-	-
France	1	1	1	1	-	-
Italy	4	2	4	2	-	-
Libya	1	1	1	1	-	-
Russia	1	-	-	-	1	-
North Macedonia	4	4	-	-	4	4
Slovenia	15	6	6	3	9	3
Serbia	17	7	8	4	9	3



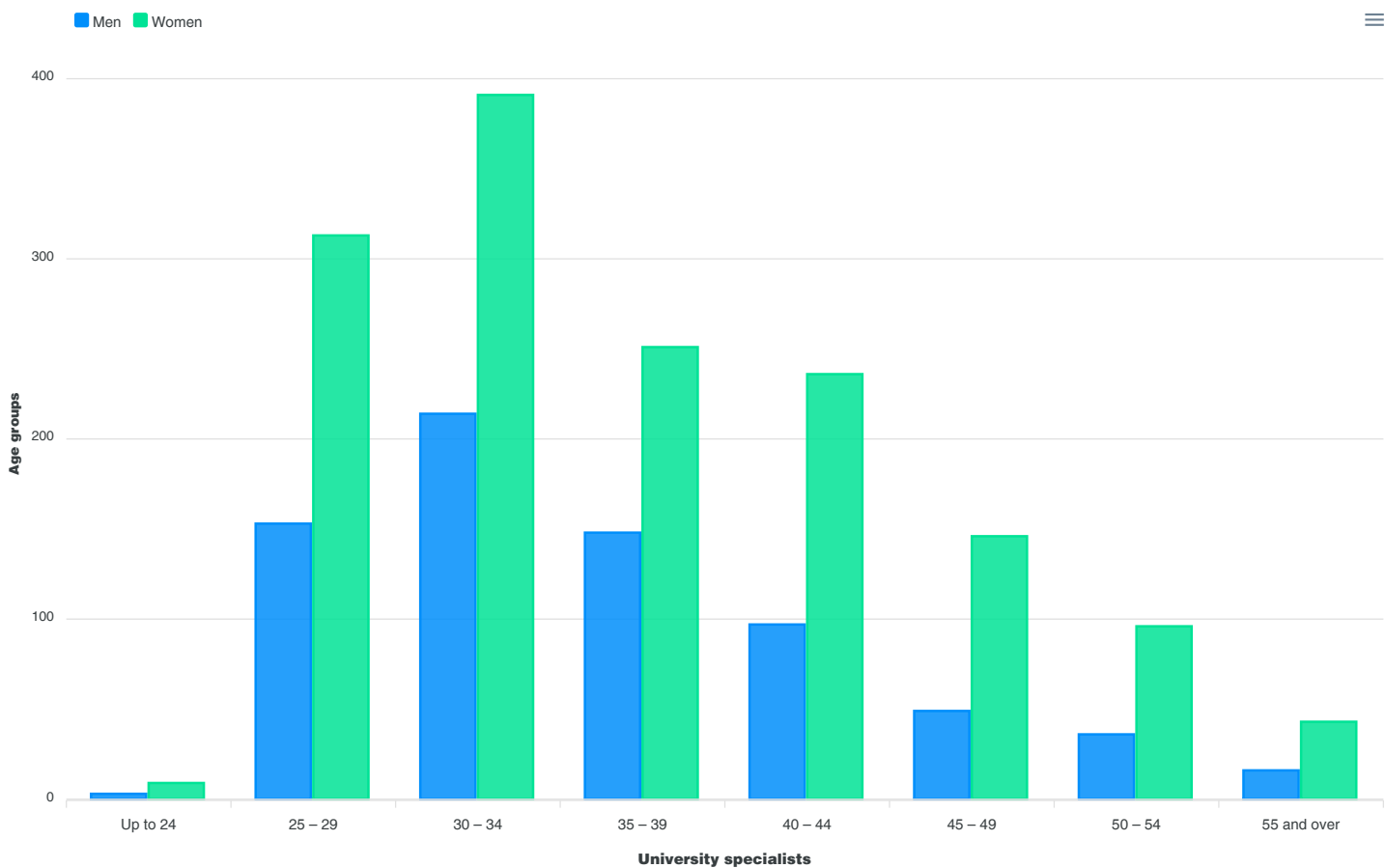
## 5 STUDENTS ENROLLED ON UNIVERSITY SPECIALIST STUDY, BY ACTIVITY, WAY OF PAYING FOR STUDY AND SEX, 2024/2025 ACADEMIC YEAR

	Total		Way of paying for postgraduate study			
	All	Women	Employer	State Budget funds	Student	Other
Total	2 201	1 485	1 038	49	1 083	31
Employed	2 168	1 463	1 038	49	1 050	31
Agriculture, forestry and fishing	14	8	5	-	9	-
Mining and quarrying	2	2	1	-	1	-
Manufacturing	65	25	43	-	21	1
Electricity, gas, steam and air conditioning supply	37	15	22	-	14	1
Water supply; sewerage, waste management and remediation activities	17	8	6	-	11	-
Construction	20	13	10	-	10	-
Wholesale and retail trade; repair of motor vehicles and motorcycles	59	38	16	-	43	-
Transportation and storage	19	12	10	-	9	-
Accommodation and food service activities	4	1	2	-	2	-
Information and communication	58	25	34	2	22	-
Financial and insurance activities	127	77	82	-	45	-
Real estate activities	5	3	4	-	1	-
Professional, scientific and technical activities	222	131	98	2	110	12
Administrative and support service activities	9	7	2	-	6	1
Public administration and defence; compulsory social security	434	289	90	16	324	4
Education	231	193	39	4	180	8
Human health and social work activities	776	570	561	23	189	3
Arts, entertainment and recreation	23	15	4	1	18	-
Other service activities	41	26	9	-	31	1
Activities of households as employers; activities of households producing goods and providing services for their own use	2	2	-	-	2	-
Activities of extraterritorial organisations and bodies	3	3	-	1	2	-
Unemployed	33	22	-	-	33	-

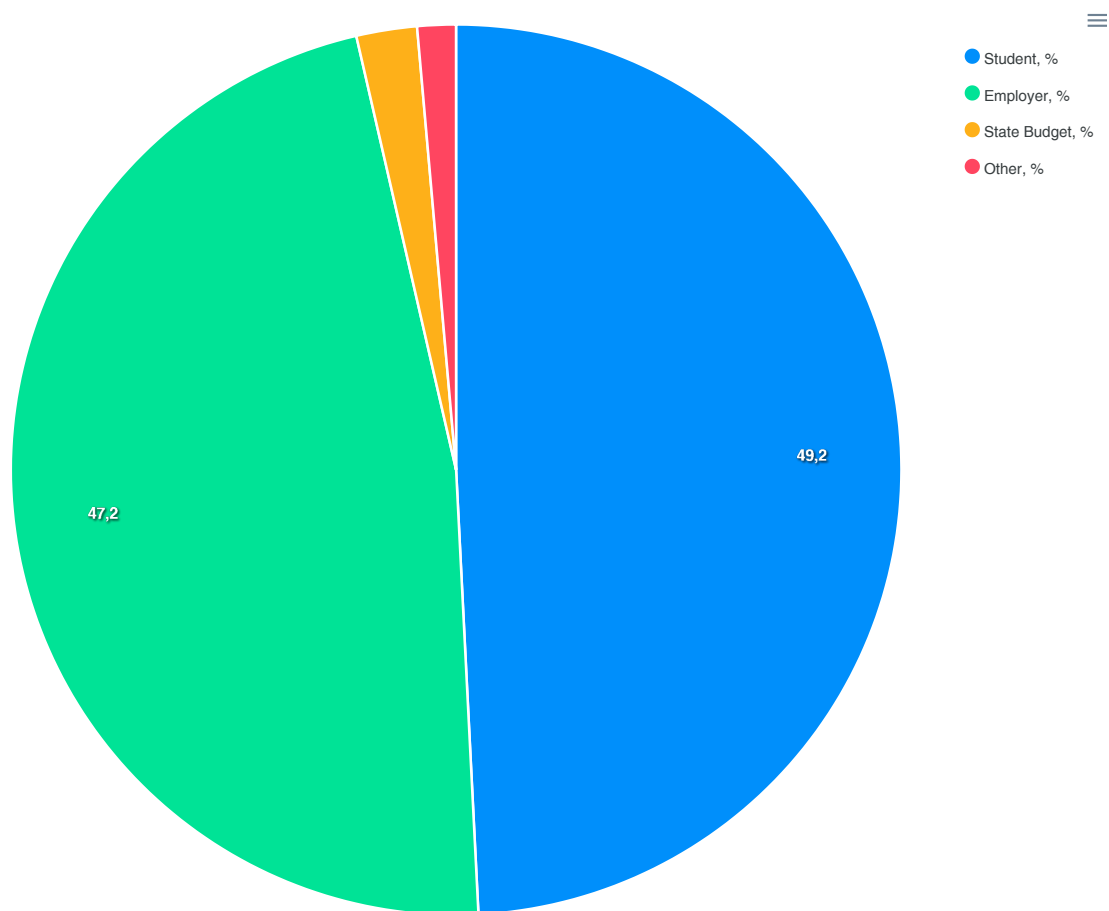
G-1 STUDENTS ENROLLED ON UNIVERSITY SPECIALIST STUDY, BY SCIENTIFIC, INTERDISCIPLINARY AND ARTISTIC FIELD OF STUDY, 2024/2025 ACADEMIC YEAR



G-2 STUDENTS ENROLLED ON UNIVERSITY SPECIALIST STUDY, BY AGE GROUPS AND SEX, 2024/2025 ACADEMIC YEAR



G-3 STUDENTS ENROLLED ON UNIVERSITY SPECIALIST STUDY, BY WAY OF PAYING FOR STUDY, 2024/2025 ACADEMIC YEAR



NOTES ON METHODOLOGY

Sources and methods of data collection

The data are the result of the annual data processing on students enrolled on university specialist study. They are collected through the questionnaire titled the Registration Sheet for Students Enrolled on University Specialist Study (ŠV-30 form), which is filled in by students at the enrolment on each year of university specialist study.

Coverage and comparability

This statistical survey covers all students enrolled on university specialist study at institutions of higher education in the Republic of Croatia in the 2024/2025 academic year.

The data are comparable to the data from previous years.

Definitions and explanations

The data relate to students enrolled on university specialist study in line with the Act on Higher Education and Scientific Activity (NN, No.119/22).

Postgraduate study programmes are classified according to the Ordinance on Scientific and Interdisciplinary Areas, Fields and Branches and Artistic Area, Fields and Branches (NN, No. 3/24).

**Institution of higher education** is any institution of higher education authorised to organise and implement courses of study, as well as scientific research, highly professional or artistic work. Institutions of higher education are university, faculties, art academies and polytechnics. Institutions of higher education may be public and private.

**University** is an institution that carries out higher education, scientific or artistic activity and professional activity in at least two scientific areas or in a scientific and artistic area and in at least three fields.

**Faculty** an institution of higher education, a component part of a university, where university studies are organised and conducted, and where scientific and professional work in one or more scientific or professional fields are developed. Professional studies can also be conducted there.

**Art academy** is an institution of higher education, a component part of a university, where artistic studies are organised and conducted, and where top artistic endeavours and scientific activity in the field of art are nourished. Professional studies can also be conducted there.

**The university specialist study** is carried out at the postgraduate level for one to two years. Upon completion of a university specialist study, a student acquires the academic title of specialist with an indication of profession (spec. with an indication of profession.). Upon completion of the postgraduate specialist studies in the field of medicine, veterinary medicine, dentistry, pharmacy and medical of biochemistry, the student acquires the academic title of university specialist with an indication of the profession (univ. spec. with an indication of the profession).

**Academic year** starts on 1 October of the current year and ends on 30 September of the following calendar year.

## Abbreviations

NN Narodne novine, official gazette of the Republic of Croatia

## Symbols

- no occurrence

**Published by the Croatian Bureau of Statistics, Zagreb, Ilica 3, P. O. B. 80**

Phone: (+385 1) 48 06 111

Press corner: [press@dzs.hr](mailto:press@dzs.hr)

Persons responsible:

Mario Vlajčević, Director of Demographic and Social Statistics Directorate

Lidija Brković, Acting Director General

Prepared by:

Josipa Jurić and Danijela Kurjaković

**USERS ARE KINDLY REQUESTED TO STATE THE SOURCE.**

Customer Relations and Data Protection Department

Information and user requests

Phone: (+385 1) 48 06 138, 48 06 154, 48 06 115

E-mail: [stat.info@dzs.hr](mailto:stat.info@dzs.hr)

Subscription

Phone: (+385 1) 21 00 455

E-mail: [prodaja@dzs.hr](mailto:prodaja@dzs.hr)