

## First Release

Year: LX.

Zagreb, 27 October 2023

GRAD-2023-1-3

ISSN 1334-0557



# CONSTRUCTION WORKS, 2022.

## Annual Report on Construction Works in the Republic of Croatia, Legal Entities Employing Five or More Persons<sup>1)</sup>

In 2022, legal entities employing five or more persons engaged in construction activities had on average 4.0% more workers on sites and 3.2% more working hours done on sites than in 2021.

In 2022, the value of construction works done by workers on sites increased by 15.5%, as compared to 2021.

By types of constructions, 53.5% of the total works were done on buildings and 46.5% on civil engineering works.

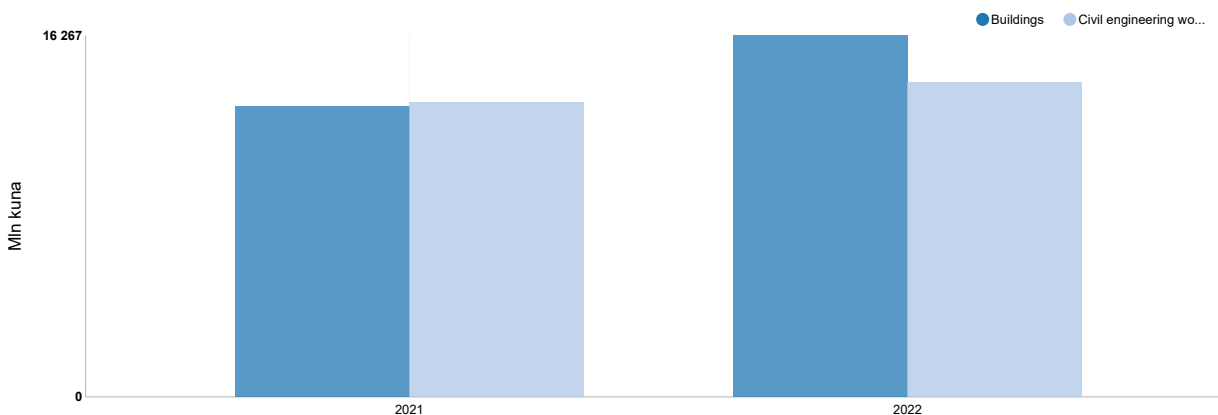
By types of works, 59.5% of the total works were done on new constructions and 40.5% on reconstructions, adaptations, repairs and maintenance works.

1) Construction works done with own workers (without sub-contractor works).

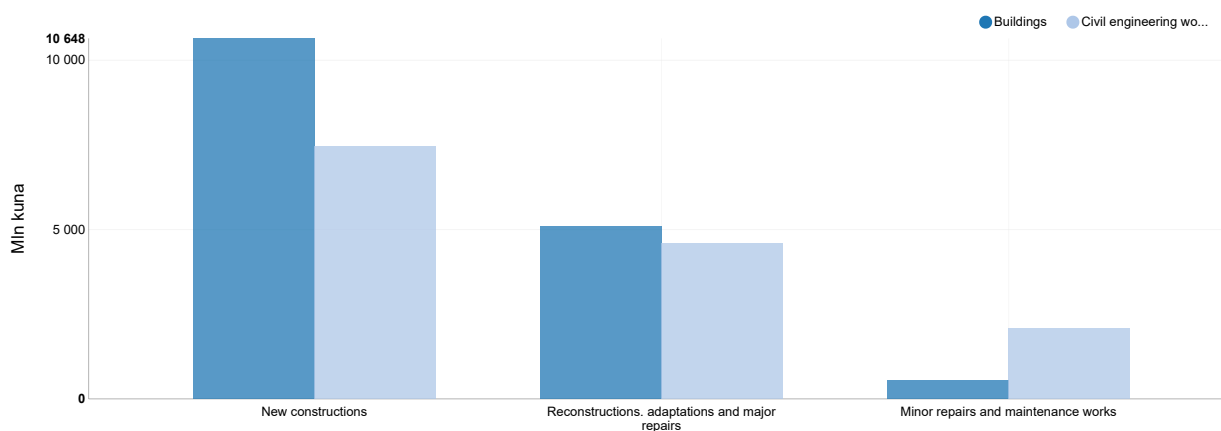
### 1 CONSTRUCTION WORKS, LEGAL ENTITIES EMPLOYING FIVE OR MORE PERSONS

	Average number of workers on sites	Hours done on sites, '000 hours	Value of construction works done, thousand kuna				
			Total	By types of constructions		By types of works	
				Buildings	Civil engineering works	New constructions	Other works
2021	56 179	104 971	26 339 005	13 068 140	13 270 865	15 910 330	10 428 675
2022	58 454	108 311	30 430 195	16 267 303	14 162 892	18 110 976	12 319 219
Indices 2022 2021	104,0	103,2	115,5	124,5	106,7	113,8	118,1

#### G-1 VALUE OF CONSTRUCTION WORKS DONE, BY TYPES OF CONSTRUCTIONS, 2021 AND 2022



## G-2 VALUE OF CONSTRUCTION WORKS DONE, BY TYPES OF WORKS, 2022



## 2 VALUE OF CONSTRUCTION WORKS DONE, BY TYPES OF CONSTRUCTIONS, 2022

	Total	Value of construction works done, by types of constructions							
		Buildings			Civil engineering works				
		Total	Residential	Non-residential	Total	Transport infrastructure	Pipelines, communication and electricity lines	Complex constructions on industrial sites	Other civil engineering works
Value of construction works done, thousand kuna	30 430 195	16 267 303	6 663 220	9 604 083	14 162 892	7 835 356	5 007 303	722 999	597 234
Composition, %	100,0	53,5	21,9	31,6	46,5	25,7	16,4	2,4	2,0
Indices, 2021 = 100	115,5	124,5	126,5	123,1	106,7	98,9	117,9	100,7	156,4

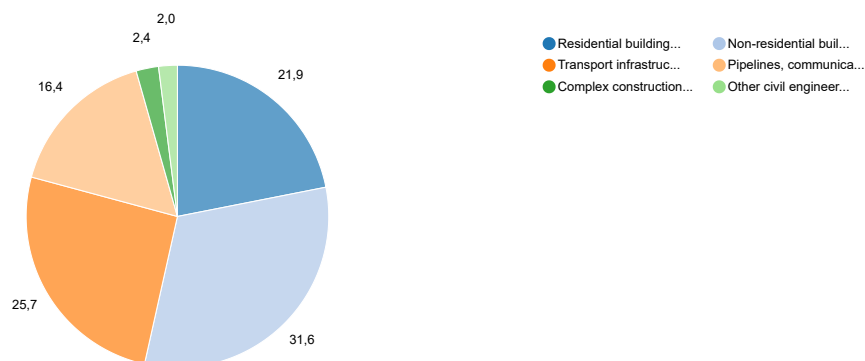
## 3 VALUE OF CONSTRUCTION WORKS DONE, BY TYPES OF WORKS, 2022

	Total	Value of construction works done, by types of works		
		New constructions	Other works	
			Reconstructions, adaptations and major repairs	Minor repairs and maintenance works
Thousand kuna	30 430 195	18 110 976	9 687 850	2 631 369
Composition, %	100,0	59,5	31,8	8,7
Indices, 2021 = 100	115,5	113,8	119,0	115,0

### Types of works, by types of constructions, thousand kuna

On buildings	16 267 303	10 648 486	5 081 536	537 281
Residential buildings	6 663 220	5 258 227	1 230 857	174 136
Non-residential buildings	9 604 083	5 390 259	3 850 679	363 145
On civil engineering works	14 162 892	7 462 490	4 606 314	2 094 088
Transport infrastructure	7 835 356	3 153 967	2 911 614	1 769 775
Pipelines, communication and electricity lines	5 007 303	3 451 215	1 295 395	260 693
Complex construction on industrial sites	722 999	450 445	224 674	47 880
Other civil engineering works	597 234	406 863	174 631	15 740

### G-3 VALUE OF CONSTRUCTION WORKS DONE, BY TYPES OF CONSTRUCTIONS, 2022



### 4 VALUE OF CONSTRUCTION WORKS DONE, ACCORDING TO NKD 2007 <sup>1)</sup>, 2022

Divisions and groups in section F Construction	Value of construction works done with own workers			
	By activity of enterprises or parts thereof		By types of works	
	Thousand kuna	Composition, %	Thousand kuna	Composition, %
<b>Total</b>	30 430 195	100,0	30 430 195	100,0
<b>Construction of buildings</b>	10 447 965	34,3	8 544 959	28,1
Development of building projects	103 994	0,3	171 402	0,6
Construction of residential and non-residential buildings	10 343 971	34,0	8 373 557	27,5
<b>Civil engineering</b>	10 910 526	35,9	12 299 612	40,4
Construction of roads and railways	5 919 146	19,5	6 224 363	20,5
Construction of utility projects	3 044 494	10,0	4 182 210	13,7
Construction of other civil engineering projects	1 946 886	6,4	1 893 039	6,2
<b>Specialised construction activities</b>	9 071 704	29,8	9 585 624	31,5
Demolition and site preparation	838 846	2,7	961 508	3,2
Electrical, plumbing and other construction installation activities	5 168 199	17,0	4 332 115	14,2
Building completion and finishing	1 760 735	5,8	2 506 597	8,2
Other specialised construction activities	1 303 924	4,3	1 785 404	5,9

1) Decision on the National Classification of Activities – NKD 2007 (NN, Nos 58/07 and 72/07).

## 5 VALUE OF CONSTRUCTION WORKS DONE, BY COUNTIES, 2022

Thousand kuna

County of	Total	Buildings		Civil engineering works			
		Residential buildings	Non-residential buildings	Transport infrastructure	Pipelines, communication and electricity lines	Complex constructions on industrial sites	Other civil engineering works
Republic of Croatia	30 430 195	6 663 220	9 604 083	7 835 356	5 007 303	722 999	597 234
Zagreb	3 282 281	414 276	1 501 939	679 868	635 803	37 132	13 263
Krapina-Zagorje	488 359	77 372	166 312	146 582	77 976	9 989	10 128
Sisak-Moslavina	1 288 886	249 622	215 777	483 448	254 977	68 639	16 423
Karlovac	709 574	86 741	274 081	183 439	144 207	11 117	9 989
Varaždin	830 131	119 455	360 070	180 300	132 219	28 103	9 984
Koprivnica-Križevci	1 176 938	42 621	240 802	610 527	263 312	13 334	6 342
Bjelovar-Bilogora	540 507	52 959	195 614	137 567	112 052	3 712	38 603
Primorje-Gorski kotar	2 337 487	474 471	610 076	769 162	274 051	171 728	37 999
Lika-Senj	493 992	64 311	119 235	159 864	118 540	31 054	988
Virovitica-Podravina	394 492	17 788	68 178	81 501	191 461	25 635	9 929
Požega-Slavonia	261 561	9 306	80 436	113 500	48 175	5 160	4 984
Slavonski Brod-Posavina	576 405	51 134	164 751	262 057	50 831	41 315	6 317
Zadar	1 719 426	541 636	435 105	297 218	363 230	53 847	28 390
Osijek-Baranja	2 066 207	223 962	557 673	670 794	440 371	38 777	134 630
Šibenik-Knin	750 757	201 905	206 256	151 644	169 125	16 668	5 159
Vukovar-Sirmium	747 244	78 265	205 308	305 959	131 344	8 896	17 472
Split-Dalmatia	3 424 914	1 043 953	1 019 068	615 915	702 836	8 354	34 788
Istria	2 243 833	637 724	821 968	481 873	145 918	27 857	128 493
Dubrovnik-Neretva	1 382 119	279 796	227 494	665 793	166 986	2 712	39 338
Međimurje	655 781	86 855	168 060	138 030	193 821	57 157	11 858
City of Zagreb	5 016 734	1 909 068	1 965 880	658 483	390 068	61 078	32 157
Unclassified <sup>1)</sup>	42 567	-	-	41 832	-	735	-

1) Construction spreading out to territories of two or more counties.

## NOTES ON METHODOLOGY

### Sources and methods of data collection

Data on construction presented in this First Release are collected through reporting methods using the Annual Report on Construction Works (GRAD-12 form).

### Coverage and comparability

The Annual Report on Construction Works is collected for legal entities and parts thereof employing five or more persons classified in the Statistical Business Register according to the National Classification of Economic Activities under section F – Construction.

Coverage of construction activities is harmonised with section F – Construction in the NKD 2007 (NN, Nos 58/07 and 72/07) and data on types of constructions are classified according to the Classification of Types of Constructions – KVG (NN, No. 11/98). This Classification is harmonised with classifications prescribed by the Statistical Office of the European Communities (NACE Rev. 2, Classification of Types of Constructions – CC, final version).

Data refer to all construction works done on the territory of the Republic of Croatia.

### Definitions

Value of construction works done is presented in current prices and includes work really done during the reporting year, irrespective of whether they are paid for or not.

Value of construction works done includes the value of work, building material, complete units and structures, propulsion material and electricity, expenses of using construction machinery and equipment and other expenses relating to the work.

Value of construction works done excludes works subcontracted to others in order to avoid the duplicity in presenting works, value added tax, costs of purchase of the land, project cost, surveying of land and supervising of services.

**Constructions** are structures connected with the ground, for which construction works are carried out, and which are made of construction materials and components.

**Buildings** are permanent constructions covered with roof and closed with outer walls. They are built as separate useful units that protect from weather and other conditions, intended for dwelling, performing of a certain activity or for placing and keeping of animals, goods, equipment used in various industrial activities and services etc. Buildings are also constructions covered with roof but without (all) walls, e.g. porches, and underground constructions, e.g. underground shelters, underground garages, underground shopping centres and other business premises in subways etc.

**Residential buildings** are constructions in which 50% or more of useful floor area is intended for dwelling purposes.

**Non-residential buildings** are constructions without a dwelling area, or in which less than 50% of the overall useful floor area is used for dwelling purposes.

**Civil engineering works** are all constructions not classified under buildings, e.g., roads, railways, pipelines, bridges, dams, constructions intended for sport and recreation, etc.

**New construction works** include building of a new construction on sites where either no construction existed before, or it existed, but was removed. It also includes complete reconstruction of buildings (ruined in war, elementary disasters, old age etc.) of which only facades are retained but internal ceilings and walls are entirely fallen in.

**Reconstructions and adaptations** include construction works that essentially change the structure of an existing construction in order to increase its capacity or achieve better quality of construction, to adjust it to a new purpose, extend its expected life span etc.

Value of extensions and additional construction works are presented together with works on new constructions if the new residential or business entirety is concerned.

**Major repairs** are construction works that comprise renewal (replacement) of significant dilapidated parts of a construction without changing its structural system, size, capacity, use or the arrangement of rooms.

**Minor repairs and maintenance works** are construction works performed periodically in order to maintain the usable condition of a construction.

## Abbreviations

mln	million
NACE	Statistical Classification of Economic Activities in the European Community
NKD 2007	National Classification of Activities, 2007 version
NN	Narodne novine, official gazette of the Republic of Croatia
'000	thousand

## Symbols

- no occurrence

**Published by the Croatian Bureau of Statistics, Zagreb, Ilica 3, P. O. B. 80**

Phone: (+385 1) 48 06 111

Press corner: [press@dzs.hr](mailto:press@dzs.hr)

Persons responsible:

Milenka Primorac Čačić, Director of Business Statistics Directorate  
Lidija Brković, Director General

Prepared by:

Srećko Palej and Ana Šuler Sinković

**USERS ARE KINDLY REQUESTED TO STATE THE SOURCE.**

Customer Relations and Data Protection Department

Information and user requests

Phone: (+385 1) 48 06 138, 48 06 154

E-mail: [stat.info@dzs.hr](mailto:stat.info@dzs.hr)

Subscription

Phone: (+385 1) 48 06 115

E-mail: [prodaja@dzs.hr](mailto:prodaja@dzs.hr)