**STUDENTI UPISANI NA STRUČNI I SVEUČILIŠNI STUDIJ U ZIMSKOM SEMESTRU  
AK. G. 2020./2021.****STUDENTS ENROLLED ON PROFESSIONAL AND UNIVERSITY STUDY,  
WINTER SEMESTER OF 2020/2021 ACADEMIC YEAR**

Prema prikupljenim podacima, u zimskom semestru akademske godine 2020./2021. na visoka učilišta u Republici Hrvatskoj bilo je upisano 155 627 studenata. Od toga je bilo 89 187 studentica, što iznosi 57,3%.

Od ukupnog broja studenata upisanih na visoka učilišta, 81,2% bilo je upisano na fakultete, 13,0% na veleučilišta i 4,1% na visoke škole, dok ih je 1,7% bilo upisano na umjetničke akademije.

**Među upisanim studentima više je studentica**

Najviše studentica studira na fakultetima i umjetničkim akademijama. Na stručnom studiju fakulteta studira ih 53,4%, na sveučilišnom studiju fakulteta 60,7%, a na umjetničkim akademijama 64,8%.

**Redoviti studenti najzastupljeniji su na umjetničkim akademijama**

Na redoviti studij bilo je upisano 72,4%, a na izvanredni studij 27,6% studenata. Na umjetničkim akademijama studira najviše redovitih studenata, 93,3%.

U zimskom semestru akademske godine 2020./2021., od ukupnog broja studenata prema Bolonjskom programu studira 99,9%. Na kratki stručni studij upisano je manje od 0,1% studenata, na preddiplomski stručni studij 25,2% studenata, na specijalistički diplomski stručni studij 4,8% studenata, na preddiplomski sveučilišni studij 33,8% studenata, na diplomski sveučilišni studij 18,8% studenata te na integrirani preddiplomski i diplomski studij 17,2% studenata. Prema predbolonjskom programu, na sveučilišnome dodiplomskom studiju još studira 0,1% studenata.

**Društvene znanosti najzastupljenije kod odabira studija**

Prema znanstvenim i umjetničkim područjima na koja se odnose studijski programi, najviše je zastupljeno područje društvenih znanosti (43,4%), slijedi područje tehničkih znanosti (25,9%), područje biomedicine i zdravstva (12,0%), područje humanističkih znanosti (6,5%), područje biotehničkih znanosti (4,7%), područje prirodnih znanosti (3,9%), umjetničko područje (2,0%) te interdisciplinarna područja znanosti (1,6%).

According to the collected data in the winter semester of the 2020/2021 academic year, a total of 155 627 students enrolled in the institutions of higher education in the Republic of Croatia. The share of female students was 89 187 (57.3%).

Out of the total number of students enrolled in institutions of higher education, 81.2% enrolled in faculties, 13.0% in polytechnics, 4.1% in schools of professional higher education and 1.7% in art academies.

**There were more female students among enrolled students**

The largest number of female students enrolled in faculties and art academies. Thus, 53.4% of them attended professional studies on faculties and 60.7% attended university studies on faculties, while 64.8% of them attended art academies.

**The most full-time students were enrolled in art academies**

There were 72.4% of full-time and 27.6% of part-time students enrolled. The largest number of full-time students was enrolled in art academies (93.3%).

In the winter semester of the 2020/2021 academic year, 99.9% out of the total number of students followed the Bologna programme. Less than 0.1% of students were enrolled in a short-term professional study, 25.2% in an undergraduate professional study, 4.8% in a specialist graduate professional study, 33.8% in an undergraduate university study, 18.8% in a graduate university study and 17.2% of them were enrolled in an integrated undergraduate and graduate study. There were still 0.1% of students attending an undergraduate university study who followed the pre-Bologna programme.

**Social sciences was the most often chosen field of study**

Regarding the scientific and artistic fields of studies, the most often chosen was the field of Social sciences (43.4%), followed by Engineering (25.9%), Biomedicine and health (12.0%), Humanities (6.5%), Biotechnical sciences (4.7%), Natural sciences (3.9%), Artistic field (2.0%) and Interdisciplinary fields of science (1.6%).

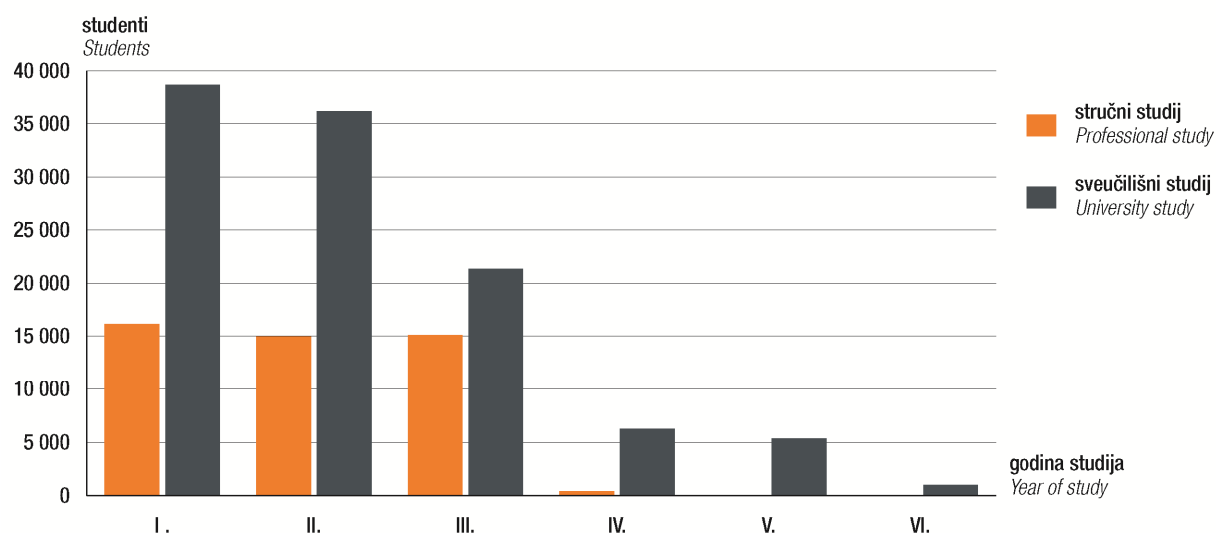
**1. STUDENTI UPISANI NA VISOKA UČILIŠTA PREMA VRSTAMA VISOKIH UČILIŠTA, GODINAMA STUDIJA I NAČINU STUDIRANJA U AK. G. 2020./2021.**

*STUDENTS ENROLLED IN INSTITUTIONS OF HIGHER EDUCATION, BY TYPE OF INSTITUTION, YEARS AND MODE OF STUDY, 2020/2021 ACADEMIC YEAR*

	Način studiranja	Ukupno Total	I. godina 1 <sup>st</sup> year	II. godina 2 <sup>nd</sup> year	III. godina 3 <sup>rd</sup> year	IV. godina 4 <sup>th</sup> year	V. godina 5 <sup>th</sup> year	VI. godina 6 <sup>th</sup> year	Mode of study	
Visoka učilišta	svoga	155 627	55 038	51 138	36 460	6 654	5 346	991	All	Institutions of higher education
	redoviti	112 728	41 977	36 772	23 850	4 817	4 321	991	Full-time	
Visoke škole	svoga	6 418	2 195	1 970	1 927	326	-	-	All	Schools of professional higher education
	redoviti	3 785	1 429	1 082	949	325	-	-	Full-time	
Veleučilišta	svoga	20 196	6 943	6 356	6 897	-	-	-	All	Polytechnics
	redoviti	9 302	3 403	2 748	3 151	-	-	-	Full-time	
Fakulteti	svoga	126 324	45 003	41 955	27 118	6 137	5 120	991	All	Faculties
	redoviti	97 133	36 331	32 153	19 261	4 302	4 095	991	Full-time	
Stručni studij	svoga	20 078	7 036	6 671	6 303	68	-	-	All	Professional study
	redoviti	10 160	4 365	3 254	2 485	56	-	-	Full-time	
Sveučilišni studij	svoga	106 246	37 967	35 284	20 815	6 069	5 120	991	All	University study
	redoviti	86 973	31 966	28 899	16 776	4 246	4 095	991	Full-time	
Umjetničke akademije	svoga	2 689	897	857	518	191	226	-	All	Art academies
	redoviti	2 508	814	789	489	190	226	-	Full-time	

**G-1. STUDENTI UPISANI NA VISOKA UČILIŠTA PREMA STRUČNOM ILI SVEUČILIŠNOM STUDIJU I GODINI STUDIJA U AK. G. 2020./2021.**

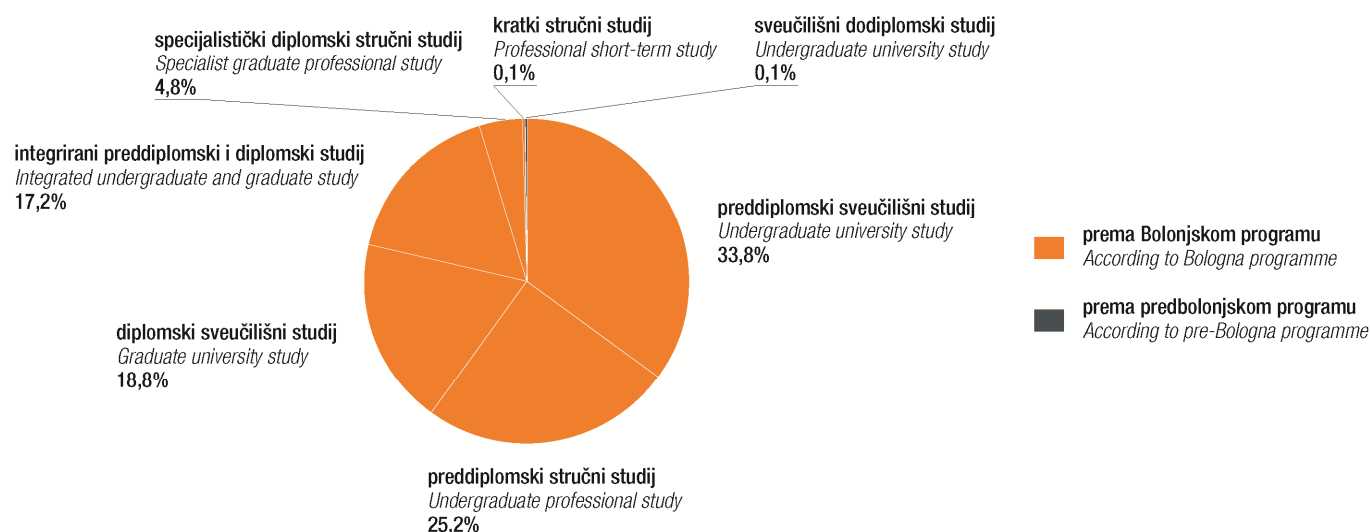
*STUDENTS ENROLLED IN INSTITUTIONS OF HIGHER EDUCATION, BY PROFESSIONAL AND UNIVERSITY STUDY AND YEAR OF STUDY, 2020/2021 ACADEMIC YEAR*



**2. STUDENTI UPISANI NA VISOKA UČILIŠTA PREMA VRSTI STUDIJA, GODINAMA STUDIJA I SPOLU U AK. G. 2020./2021.**  
**STUDENTS ENROLLED IN INSTITUTIONS OF HIGHER EDUCATION, BY TYPE OF STUDY, YEARS OF STUDY AND SEX,**  
**2020/2021 ACADEMIC YEAR**

	Spol	Ukupno Total	I. godina 1 <sup>st</sup> year	II. godina 2 <sup>nd</sup> year	III. godina 3 <sup>rd</sup> year	IV. godina 4 <sup>th</sup> year	V. godina 5 <sup>th</sup> year	VI. godina 6 <sup>th</sup> year	Sex	
Visoka učilišta	svoga	155 627	55 038	51 138	36 460	6 654	5 346	991	All	Institutions of higher education
	studenti	66 440	24 749	21 475	15 792	2 364	1 754	306	Male students	
	studentice	89 187	30 289	29 663	20 668	4 290	3 592	685	Female students	
Prema predbolonjskom programu	svoga	72	6	16	14	12	24	-	All	According to pre-Bologna programme
	studenti	64	6	12	14	12	20	-	Male students	
	studentice	8	-	4	-	-	4	-	Female students	
Sveučilišni dodiplomski studij	svoga	72	6	16	14	12	24	-	All	Undergraduate university study
	studenti	64	6	12	14	12	20	-	Male students	
	studentice	8	-	4	-	-	4	-	Female students	
Prema Bolonjskom programu	svoga	155 555	55 032	51 122	36 446	6 642	5 322	991	All	According to Bologna programme
	studenti	66 376	24 743	21 463	15 778	2 352	1 734	306	Male students	
	studentice	89 179	30 289	29 659	20 668	4 290	3 588	685	Female students	
Kratki stručni studij	svoga	12	3	9	-	-	-	-	All	Professional short-term study
	studenti	11	3	8	-	-	-	-	Male students	
	studentice	1	-	1	-	-	-	-	Female students	
Preddiplomski stručni studij	svoga	39 206	13 260	10 425	15 127	394	-	-	All	Undergraduate professional study
	studenti	20 067	7 305	5 125	7 430	207	-	-	Male students	
	studentice	19 139	5 955	5 300	7 697	187	-	-	Female students	
Specijalistički diplomski stručni studij	svoga	7 474	2 911	4 563	-	-	-	-	All	Specialist graduate professional study
	studenti	3 648	1 386	2 262	-	-	-	-	Male students	
	studentice	3 826	1 525	2 301	-	-	-	-	Female students	
Preddiplomski sveučilišni studij	svoga	52 723	19 580	14 838	16 541	1 764	-	-	All	Undergraduate university study
	studenti	22 453	8 740	6 205	6 801	707	-	-	Male students	
	studentice	30 270	10 840	8 633	9 740	1 057	-	-	Female students	
Diplomski sveučilišni studij	svoga	29 338	13 021	16 317	-	-	-	-	All	Graduate university study
	studenti	11 326	5 148	6 178	-	-	-	-	Male students	
	studentice	18 012	7 873	10 139	-	-	-	-	Female students	
Integrirani preddiplomski i diplomski studij	svoga	26 802	6 257	4 970	4 778	4 484	5 322	991	All	Integrated undergraduate and graduate study
	studenti	8 871	2 161	1 685	1 547	1 438	1 734	306	Male students	
	studentice	17 931	4 096	3 285	3 231	3 046	3 588	685	Female students	

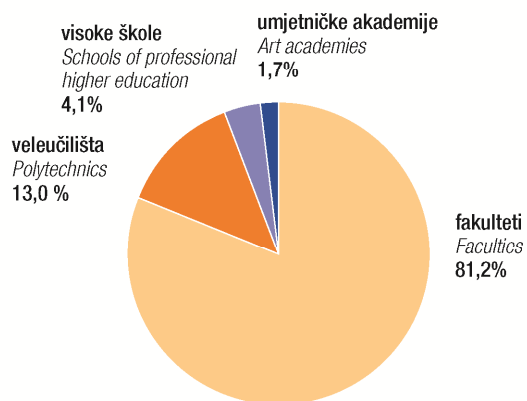
**G-2. STUDENTI UPISANI NA VISOKA UČILIŠTA PREMA VRSTI STUDIJA U AK. G. 2020./2021.**  
**STUDENTS ENROLLED IN INSTITUTIONS OF HIGHER EDUCATION, BY TYPE OF STUDY, 2020/2021 ACADEMIC YEAR**



**3. STUDENTI UPISANI NA VISOKA UČILIŠTA PREMA SKUPINAMA VISOKIH UČILIŠTA, VRSTI STUDIJA I SPOLU U AK. G. 2020./2021.**  
**STUDENTS ENROLLED IN INSTITUTIONS OF HIGHER EDUCATION, BY GROUPS OF INSTITUTIONS, TYPE OF STUDY AND SEX,**  
**2020/2021 ACADEMIC YEAR**

	Spol	Ukupno Total	Visoke škole Schools of professional higher education	Veleučilišta Polytechnics	Fakulteti Faculties			Umjetničke akademije Art academies	Sex	
					ukupno Total	stručni studij Professional study	sveučilišni studij University study			
Visoka učilišta	svoga	155 627	6 418	20 196	126 324	20 078	106 246	2 689	All	Institutions of higher education
	studenti	66 440	3 767	10 606	51 121	9 353	41 768	946	Male students	
	studentice	89 187	2 651	9 590	75 203	10 725	64 478	1 743	Female students	
Prema predbolonjskom programu	svoga	72	-	-	72	-	72	-	All	According to pre-Bologna programme
	studenti	64	-	-	64	-	64	-	Male students	
	studentice	8	-	-	8	-	8	-	Female students	
Sveučilišni dodiplomski studij	svoga	72	-	-	72	-	72	-	All	Undergraduate university study
	studenti	64	-	-	64	-	64	-	Male students	
	studentice	8	-	-	8	-	8	-	Female students	
Prema Bolonjskom programu	svoga	155 555	6 418	20 196	126 252	20 078	106 174	2 689	All	According to Bologna programme
	studenti	66 376	3 767	10 606	51 057	9 353	41 704	946	Male students	
	studentice	89 179	2 651	9 590	75 195	10 725	64 470	1 743	Female students	
Kratki stručni studij	svoga	12	-	3	9	9	-	-	All	Professional short-term study
	studenti	11	-	3	8	8	-	-	Male students	
	studentice	1	-	-	1	1	-	-	Female students	
Preddiplomski stručni studij	svoga	39 206	5 350	16 574	17 282	17 282	-	-	All	Undergraduate professional study
	studenti	20 067	3 227	8 570	8 270	8 270	-	-	Male students	
	studentice	19 139	2 123	8 004	9 012	9 012	-	-	Female students	
Specijalistički diplomski stručni studij	svoga	7 474	1 068	3 619	2 787	2 787	-	-	All	Specialist graduate professional study
	studenti	3 648	540	2 033	1 075	1 075	-	-	Male students	
	studentice	3 826	528	1 586	1 712	1 712	-	-	Female students	
Preddiplomski sveučilišni studij	svoga	52 723	-	-	51 471	-	51 471	1 252	All	Undergraduate university study
	studenti	22 453	-	-	22 067	-	22 067	386	Male students	
	studentice	30 270	-	-	29 404	-	29 404	866	Female students	
Diplomski sveučilišni studij	svoga	29 338	-	-	28 557	-	28 557	781	All	Graduate university study
	studenti	11 326	-	-	11 046	-	11 046	280	Male students	
	studentice	18 012	-	-	17 511	-	17 511	501	Female students	
Integrirani preddiplomski i diplomski studij	svoga	26 802	-	-	26 146	-	26 146	656	All	Integrated undergraduate and graduate study
	studenti	8 871	-	-	8 591	-	8 591	280	Male students	
	studentice	17 931	-	-	17 555	-	17 555	376	Female students	

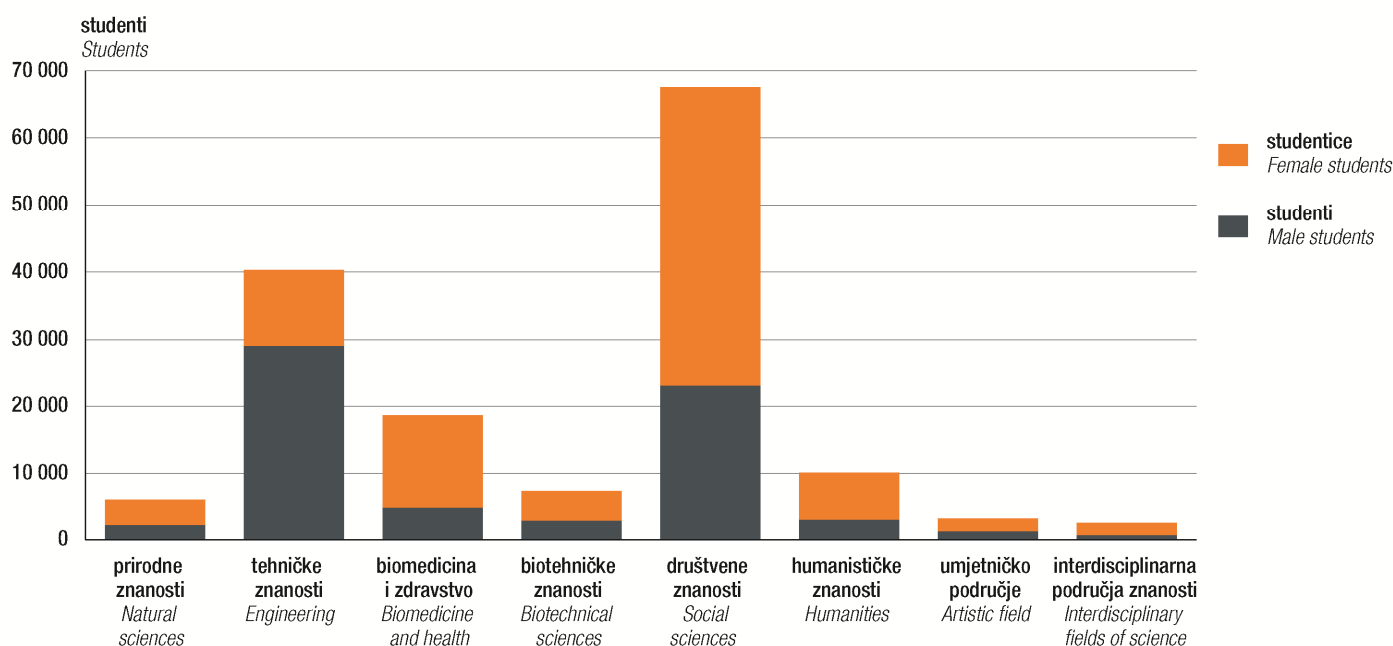
**G-3. STUDENTI UPISANI NA VISOKA UČILIŠTA PREMA VRSTAMA VISOKIH UČILIŠTA U AK. G. 2020./2021.**  
**STUDENTS ENROLLED IN INSTITUTIONS OF HIGHER EDUCATION, BY TYPE OF INSTITUTION,**  
**2020/2021 ACADEMIC YEAR**



**4. STUDENTI UPISANI NA VISOKA UČILIŠTA PREMA ZNANSTVENIM I UMJETNIČKIM PODRUČJIMA STUDIJA I SPOLU U AK. G. 2020./2021.**  
**STUDENTS ENROLLED IN INSTITUTIONS OF HIGHER EDUCATION, BY SCIENTIFIC AND ARTISTIC FIELDS OF STUDY AND SEX,**  
**2020/2021 ACADEMIC YEAR**

	Znanstveno i umjetničko područje studija Scientific and artistic field of study								
	svega All	prirodne znanosti Natural sciences	tehničke znanosti Engineering	biomedicina i zdravstvo Biomedicine and health	biotehničke znanosti Biotechnical sciences	društvene znanosti Social sciences	humanističke znanosti Humanities	umjetničko područje Artistic field	interdiscipli- narna područja znanosti Interdiscipli- nary fields of science
Ukupno Total	155 627	6 088	40 301	18 660	7 376	67 578	10 056	3 098	2 470
Studentice Female students	89 187	3 940	11 267	13 836	4 579	44 603	7 179	1 936	1 847
Visoke škole Schools of higher professional education	6 418	-	1 796	111	359	3 895	46	179	32
Studentice Female students	2 651	-	261	71	177	2 005	15	103	19
Veleučilišta Polytechnics	20 196	-	7 525	5 261	680	6 730	-	-	-
Studentice Female students	9 590	-	1 497	3 940	361	3 792	-	-	-
Fakulteti Faculties	126 324	6 088	30 980	13 288	6 337	56 915	9 958	633	2 125
Studentice Female students	75 203	3 940	9 509	9 825	4 041	38 779	7 119	396	1 594
Stručni studij Professional study	20 078	-	4 996	1 856	369	12 722	17	118	-
Studentice Female students	10 725	-	1 137	1 436	182	7 908	10	52	-
Sveučilišni studij University study	106 246	6 088	25 984	11 432	5 968	44 193	9 941	515	2 125
Studentice Female students	64 478	3 940	8 372	8 389	3 859	30 871	7 109	344	1 594
Umjetničke akademije Art academies	2 689	-	-	-	-	38	52	2 286	313
Studentice Female students	1 743	-	-	-	-	27	45	1 437	234

**G-4. STUDENTI UPISANI NA VISOKA UČILIŠTA PREMA ZNANSTVENIM I UMJETNIČKIM PODRUČJIMA STUDIJA I SPOLU U AK. G. 2020./2021.**  
**STUDENTS ENROLLED IN INSTITUTIONS OF HIGHER EDUCATION, BY SCIENTIFIC AND ARTISTIC FIELDS OF STUDY AND SEX, 2020/2021 ACADEMIC YEAR**



# METODOLOŠKA OBJAŠNENJA

## Izvori i metode prikupljanja podataka

Podaci su rezultat godišnje obrade podataka o studentima koji su upisani na visoka učilišta u Republici Hrvatskoj u zimskom semestru akademske godine 2020./2021. Podaci se prikupljaju upitnikom Prijavni list za upis studenata na stručni i sveučilišni studij (obrazac ŠV-20), a ispunjavaju ih studenti u tiskanome ili elektroničkom obliku pri upisu na sve godine stručnoga ili sveučilišnog studija. Većina visokih učilišta podatke dostavlja elektroničkim putem iz Informacijskog sustava visokih učilišta Sveučilišnoga računskog centra ili samostalno.

## Obuhvat i usporedivost

Statističkim istraživanjem obuhvaćeni su studenti upisani u zimskom semestru na visoka učilišta na teritoriju Republike Hrvatske. Prikazani su studenti koji su se upisali studij prema Bolonjskom programu u skladu sa Zakonom o znanstvenoj djelatnosti i visokom obrazovanju (NN, br. 123/03., 198/03., 105/04., 174/04., 02/07., 46/07., 45/09., 63/11., 139/13., 101/14., 60/15. i 131/17.) i oni koji su nastavili studij prema predbolonjskom programu. Podaci su usporedivi s podacima iz prijašnjih godina.

## Definicije i objašnjenja

**Studenti** su osobe upisane na visoka učilišta, a mogu biti redoviti i izvanredni. Redoviti studenti studiraju prema programu koji se temelji na punoj nastavnoj satnici (puno radno vrijeme). Izvanredni studenti jesu oni koji obrazovni program pohađaju uz rad ili drugu aktivnost koja traži posebno prilagođene termine i načine izvođenja studija u skladu s izvedbenim planom nastave.

**Studiji** se ustrojavaju prema studijskim programima i klasificiraju u skladu s Pravilnikom o znanstvenim i umjetničkim područjima, poljima i granama (NN, br. 118/09., 82/12., 32/13. i 34/16.).

**Visoka učilišta** jesu sveučilište te fakultet i umjetnička akademija u njegovu sastavu, veleučilište i visoka škola.

Visoka učilišta mogu biti javna i privatna.

**Sveučilište** je ustanova koja osniva i provodi sveučilišne studije u najmanje dva znanstvena ili umjetnička područja u većem broju polja te interdisciplinarnu studiju kao autonomni i integrirani proces, neposredno ili preko svojih fakulteta, umjetničkih akademija i odjela.

Sastavnice sveučilišta jesu fakulteti, umjetničke akademije, odjeli i instituti te druge sastavnice u skladu sa zakonom.

Sveučilište i njegove sastavnice mogu izvoditi i stručne studije.

**Fakultet** je visoko učilište koje kao sastavnica sveučilišta ustrojava i izvodi sveučilišne studije te razvija znanstveni i stručni rad u jednome ili više znanstvenih i stručnih polja, a može izvoditi i stručne studije.

**Umjetnička akademija** jest visoko učilište koje kao sastavnica sveučilišta ustrojava i izvodi sveučilišne umjetničke studije te razvija vrhunsko stvaralaštvo i znanstvenoistraživačku djelatnost u području umjetnosti, a može izvoditi i stručne studije.

**Sveučilišni odjel** osniva se kao sastavnica sveučilišta koja sudjeluje u izvedbi studijskih programa te razvija znanstveni, umjetnički i stručni rad u jednome znanstvenom polju ili interdisciplinarnome znanstvenom području te sudjeluje u izvedbi studija.

**Veleučilište i visoka škola** jesu ustanove koje ustrojavaju i izvode stručne studije. Veleučilište je visoka škola koja izvodi barem tri različita studija iz barem tri različita polja i ne može imati visoke škole kao sastavnice.

**Sveučilišni studij** osposobljava studente za obavljanje poslova u znanosti i visokom obrazovanju, poslovnom svijetu, javnom sektoru i društvu općenito te ih osposobljava za razvoj i primjenu znanstvenih i stručnih dostignuća. Sveučilišni studiji ustrojavaju se i izvode na sveučilištu.

# NOTES ON METHODOLOGY

## Sources and methods of data collection

The data are the result of the annual data processing on students enrolled in institutions of higher education in the Republic of Croatia in the winter semester of the 2020/2021 academic year. The data are collected through a questionnaire entitled the Registration Sheet for the Enrolment of Students on Professional and University Study (ŠV-20 form), which is filled in by students in the process of enrolment in all years of professional or university study in either paper or electronic format. The majority of the institutions of higher education submit their data electronically from the Information system of institutions of higher education of the University Computing Centre or on their own.

## Coverage and comparability

The statistical survey covers students enrolled in institutions of higher education on the territory of the Republic of Croatia in winter semester. It includes students who enrolled according to the Bologna programme in line with the Scientific Activity and Higher Education Act (NN, Nos 123/03, 198/03, 105/04, 174/04, 02/07, 46/07, 45/09, 63/11, 139/13, 101/14, 60/15 and 131/17) as well as those who continued their studies according to the pre-Bologna programme. Data are comparable to those from previous years.

## Definitions and explanations

**Students** are persons enrolled in institutions of higher education. There are full-time and part-time students. Full-time students are those who study according to a programme based on a full-time teaching schedule. Part-time students are those who participate in the educational programme while they work or perform some other activity requiring a specific programme and methods of performing studies in line with an operational teaching plan.

**Studies** are organised by study programmes and classified according to the Ordinance of Scientific and Artistic Areas, Fields and Branches (NN, Nos 118/09, 82/12, 32/13 and 34/16).

**Institutions of higher education** are universities with faculties and academies of art as their principle components, polytechnics and schools of higher education.

Institutions of higher education can be public and private.

**University** is an institution that establishes and conducts university and interdisciplinary studies in at least two areas of scientific or artistic activity in a number of fields, as an autonomous and integrated process, indirectly or through its faculties, art academies and departments.

University comprises faculties, art academies, departments and institutes and other units according to the Law.

Professional studies can also be taught at universities and their component parts.

**Faculty** is an institution of higher education, a component part of a university, where university studies are organised and conducted, and where scientific and professional work in one or more scientific or professional fields is developed. Professional studies can also be conducted there.

**Art academy** is an institution of higher education, a component part of a university, where artistic studies are organised and conducted, and where top artistic endeavours and scientific activity in the field of art are nourished. Professional studies can also be conducted there.

**University department** is a component part of a university where study programmes are conducted, and where scientific, artistic or professional work in a particular field of science or an interdisciplinary area is developed.

**Polytechnic and school of professional higher education** is an institution that establishes and conducts professional courses. Polytechnic is a school of higher education that conducts at least three different studies in at least three different fields and cannot have schools of professional higher education as its component parts.

**University study** prepares students for performing work in science and higher education, in business, public sector and society in general and also prepares them for the development and application of scientific and professional findings. University studies are organised and conducted at universities.

Sveučilišno obrazovanje obuhvaća preddiplomski, diplomski i poslijediplomski studij. U skladu s europskim sustavom prijenosa bodova (ECTS), jednom godinom studija u pravilu se stječe 60 ECTS bodova.

Preddiplomski sveučilišni studij, koji u pravilu traje od tri do četiri godine i kojim se stječe od 180 do 240 ECTS bodova, osposobljava studente za diplomski studij te im daje mogućnost zapošljavanja na određenim stručnim poslovima.

Diplomski sveučilišni studij traje u pravilu od jedne do dvije godine. Njime se stječe od 60 do 120 ECTS bodova te ukupan broj bodova koji se stječu na preddiplomskom i diplomskom studiju iznosi najmanje 300 ECTS bodova.

**Stručni studij** pruža studentima primjerenu razinu znanja i vještina koje omogućuju obavljanje stručnih zanimanja i osposobljava ih za neposredno uključivanje u radni proces. Stručni studiji provode se na visokoj školi ili veleučilištu, a mogu se provoditi i na sveučilištu.

Stručni studiji (kratki stručni studij i preddiplomski stručni studij) traju od dvije do tri godine te se njihovim završetkom stječe od 120 do 180 ECTS bodova. Iznimno stručni studij može trajati četiri godine te se takvim studijem stječe 240 ECTS bodova.

Veleučilišta ili visoke škole mogu organizirati specijalistički diplomski stručni studij u trajanju od jedne do dvije godine, za osobe koje su završile stručni studij ili preddiplomski sveučilišni studij. Završetkom specijalističkoga diplomskog stručnog studija stječe se u pravilu od 60 do 120 ECTS bodova.

**Akadska godina** počinje 1. listopada tekuće godine, a završava 30. rujna sljedeće kalendarske godine.

#### Kratice

ak. g. akademska godina  
ECTS europski sustav prijenosa bodova  
NN Narodne novine

#### Znakovi

- nema pojave

University education is comprised of undergraduate, graduate and postgraduate studies. In accordance with the European Credit Transfer and Accumulation System (ECTS), 60 ECTS credits should be accrued during the course of one academic year.

An undergraduate university study, which normally lasts for three to four years and during which students earn 180 to 240 ECTS credits, enables students to continue their studies at a graduate university study or to enter the labour market.

A graduate university study normally lasts for one to two years and students earn 60 to 120 ECTS credits during the course of their study. The total number of credits earned at an undergraduate and graduate study is at least 300 ECTS credits.

**Professional study** provides students with an adequate level of knowledge and skills that enables the performance of professional occupations and prepares them for the direct entry into the labour market. Professional studies are conducted at schools of professional higher education or at polytechnics, but can also be conducted at universities.

A professional study (professional short-term study and undergraduate professional study) lasts two to three years and students earn 120 to 180 ECTS credits during the course of their study. Exceptionally, professional study may last up to four years and students earn up to 240 ECTS credits during its course.

Polytechnics or schools of professional higher education can organise a specialist graduate professional study lasting one to two years for persons who completed a professional study or an undergraduate university study. Upon the completion of a specialist graduate professional study lasting one to two years, students earn 60 to 120 ECTS credits.

**Academic year** starts on 1 October of the current year and ends on 30 September of the following calendar year.

#### Abbreviations

ECTS European Credit Transfer and Accumulation System  
NN Narodne novine, official gazette of the Republic of Croatia

#### Symbols

- no occurrence

Objavljuje Državni zavod za statistiku Republike Hrvatske, Zagreb, Ilica 3, p. p. 80.  
Published by the Croatian Bureau of Statistics, Zagreb, Ilica 3, P. O. B. 80  
Telefon/ Phone: +385 (0) 1 4806-111, telefaks/ Fax: +385 (0) 1 4817-666  
Novinarski upiti/ Press corner: press@dzs.hr

Odgovorne osobe:  
Persons responsible:

Dubravka Rogić-Hadžalić, načelnica Sektora demografskih i društvenih statistika  
Dubravka Rogić-Hadžalić, Director of Demographic and Social Statistics Directorate

Lidija Brković, glavna ravnateljica  
Lidija Brković, Director General

Priredile: Marija Gojević, Josipa Jurić i Željka Zwirn Periš  
Prepared by: Marija Gojević, Josipa Jurić and Željka Zwirn Periš

**MOLIMO KORISNIKE DA PRI KORIŠTENJU PODATAKA NAVEDU IZVOR.**  
**USERS ARE KINDLY REQUESTED TO STATE THE SOURCE.**

Služba za odnose s korisnicima i zaštitu podataka  
Customer Relations and Data Protection Department

Informacije i korisnički zahtjevi  
Information and user requests

Pretplata publikacija  
Subscription

Telefon/ Phone: +385 (0) 1 4806-138, 4806-154  
Elektronička pošta/ E-mail: stat.info@dzs.hr  
Telefaks/ Fax: +385 (0) 1 4806-148

Telefon/ Phone: +385 (0) 1 4806-115  
Elektronička pošta/ E-mail: prodaja@dzs.hr  
Telefaks/ Fax: +385 (0) 1 4806-148