

First Release

Year: LVIII.

Zagreb, 28 April 2022

RAD-2021-2-3

ISSN 1334-0557



PERSONS IN PAID EMPLOYMENT, BY SEX AND ACTIVITIES, SITUATION AS ON 31 MARCH 2021

On 31 March 2021, there were 1 289 283 persons in employment in legal entities in the Republic of Croatia, which was 1.3% more compared to the situation on the same day of the previous year. Out of the total number, there were 671 138 men and 618 145 women. As compared to the situation in 2020, the number of employed men increased by 1.1% and the number of employed women by 1.4%.

The increase in the total number of persons in employment was recorded in 12 activity sections, ranging from 7.6% in Construction to 0.3% in Electricity, gas, steam and air conditioning supply and Water supply; sewerage, waste management and remediation activities.

A decrease was recorded in seven activity sections, ranging from 9.6% in Real estate activities to 0.3% in Manufacturing.

The number of employed men increased in nine activity sections, ranging from 7.8% in Construction to 0.2% in Wholesale and retail trade; repair of motor vehicles and motorcycles. A decrease was recorded in ten activity sections, ranging from 8.3% in Agriculture, forestry and fishing to 0.1% in Electricity, gas, steam and air conditioning supply.

The number of employed women increased in 12 activity sections, ranging from 28.7% in Agriculture, forestry and fishing to 0.1% in Professional, scientific and technical activities. A decrease was recorded in seven activity sections, ranging from 15.4% in Real estate activities to 0.4% in Financial and insurance activities.

1 NUMBER OF PERSONS IN EMPLOYMENT IN LEGAL ENTITIES

	31 III 2020	31 III 2021	Chain indices
Total	1 273 214	1 289 283	101,3
Men	663 798	671 138	101,1
Women	609 416	618 145	101,4

2 NUMBER OF PERSONS IN EMPLOYMENT IN LEGAL ENTITIES, BY SEX AND ACCORDING TO NKD 2007.¹⁾ ACTIVITIES, SITUATION AS ON 31 MARCH 2021

	Number of persons in employment		
	Total	Men	Women
Total	1 289 283	671 138	618 145
A Agriculture, forestry and fishing	23 963	15 339	8 624
01 Crop and animal production, hunting and related service activities	12 721	6 592	6 129
02 Forestry and logging	8 616	6 895	1 721
03 Fishing and aquaculture	2 626	1 852	774
B Mining and quarrying	4 161	3 673	488
06 Extraction of crude petroleum and natural gas	852	713	139
08 Other mining and quarrying	2 120	1 836	284
09 Mining support service activities	1 189	1 124	65
C Manufacturing	215 414	137 767	77 647
10 Manufacture of food products	36 564	17 810	18 754
11 Manufacture of beverages	4 744	3 190	1 554
12 Manufacture of tobacco products	908	530	378
13 Manufacture of textiles	2 869	1 026	1 843
14 Manufacture of wearing apparel	10 727	1 203	9 524
15 Manufacture of leather and related products	9 433	1 922	7 511
16 Manufacture of wood and of products of wood and cork, except furniture; manufacture of articles of straw and plaiting materials	14 689	10 246	4 443
17 Manufacture of paper and paper products	4 403	2 948	1 455
18 Printing and reproduction of recorded media	6 497	3 888	2 609
19 Manufacture of coke and refined petroleum products	1 740	1 125	615
20 Manufacture of chemicals and chemical products	5 565	3 461	2 104
21 Manufacture of basic pharmaceutical products and pharmaceutical preparations	5 285	2 074	3 211
22 Manufacture of rubber and plastic products	10 295	7 243	3 052
23 Manufacture of other non-metallic mineral products	11 113	8 942	2 171
24 Manufacture of basic metals	3 985	3 050	935
25 Manufacture of fabricated metal products, except machinery and equipment	27 735	24 143	3 592
26 Manufacture of computer, electronic and optical products	3 992	2 526	1 466
27 Manufacture of electrical equipment	9 978	7 114	2 864
28 Manufacture of machinery and equipment n. e. c.	10 906	9 422	1 484
29 Manufacture of motor vehicles, trailers and semi-trailers	2 975	2 016	959
30 Manufacture of other transport equipment	5 391	4 656	735
31 Manufacture of furniture	9 410	6 432	2 978
32 Other manufacturing	2 958	1 425	1 533
33 Repair and installation of machinery and equipment	13 252	11 375	1 877
D Electricity, gas, steam and air conditioning supply	14 332	11 127	3 205
35 Electricity, gas, steam and air conditioning supply	14 332	11 127	3 205
E Water supply; sewerage, waste management and remediation activities	26 452	20 864	5 588
36 Water collection, treatment and supply	8 106	6 338	1 768
37 Sewerage	493	391	102
38 Waste collection, treatment and disposal activities; materials recovery	16 522	13 003	3 519
39 Remediation activities and other waste management services	1 331	1 132	199
F Construction	99 732	89 876	9 856

	41 Construction of buildings	37 952	34 394	3 558
	42 Civil engineering	25 067	22 455	2 612
	43 Specialised construction activities	36 713	33 027	3 686
G	Wholesale and retail trade; repair of motor vehicles and motorcycles	197 075	88 522	108 553
	45 Wholesale and retail trade and repair of motor vehicles and motorcycles	17 505	14 123	3 382
	46 Wholesale trade, except of motor vehicles and motorcycles	68 666	42 864	25 802
	47 Retail trade, except of motor vehicles and motorcycles	110 904	31 535	79 369
H	Transportation and storage	67 293	51 041	16 252
	49 Land transport and transport via pipelines	33 095	28 126	4 969
	50 Water transport	3 053	2 337	716
	51 Air transport	1 006	541	465
	52 Warehousing and support activities for transportation	20 035	14 129	5 906
	53 Postal and courier activities	10 104	5 908	4 196
I	Accommodation and food service activities	61 708	29 399	32 309
	55 Accommodation	27 804	12 241	15 563
	56 Food and beverage service activities	33 904	17 158	16 746
J	Information and communication	46 107	29 314	16 793
	58 Publishing activities	4 307	2 028	2 279
	59 Motion picture, video and television programme production, sound recording and music publishing activities	1 384	800	584
	60 Programming and broadcasting activities	4 721	2 567	2 154
	61 Telecommunications	8 883	5 485	3 398
	62 Computer programming, consultancy and related activities	23 547	16 423	7 124
	63 Information service activities	3 265	2 011	1 254
K	Financial and insurance activities	35 580	11 161	24 419
	64 Financial service activities, except insurance and pension funding	21 331	6 057	15 274
	65 Insurance, reinsurance and pension funding, except compulsory social security	7 889	3 036	4 853
	66 Activities auxiliary to financial services and insurance activities	6 360	2 068	4 292
L	Real estate activities	8 286	4 510	3 776
	68 Real estate activities	8 286	4 510	3 776
M	Professional, scientific and technical activities	64 896	32 737	32 159
	69 Legal and accounting activities	13 412	3 459	9 953
	70 Activities of head offices; management consultancy activities	8 210	3 775	4 435
	71 Architectural and engineering activities; technical testing and analysis	26 276	17 250	9 026
	72 Scientific research and development	6 200	2 972	3 228
	73 Advertising and market research	5 307	2 375	2 932
	74 Other professional, scientific and technical activities	3 364	1 724	1 640
	75 Veterinary activities	2 127	1 182	945
N	Administrative and support service activities	44 490	24 147	20 343
	77 Rental and leasing activities	4 549	3 183	1 366
	78 Employment activities	7 878	3 941	3 937
	79 Travel agency, tour operator reservation service and related activities	4 335	1 722	2 613
	80 Security and investigation activities	11 070	8 995	2 075
	81 Services to buildings and landscape activities	12 498	4 734	7 764
	82 Office administrative, office support and other business support activities	4 160	1 572	2 588
O	Public administration and defence; compulsory social security	106 555	53 714	52 841
	84 Public administration and defence; compulsory social security	106 555	53 714	52 841
P	Education	123 310	27 101	96 209
	85 Education	123 310	27 101	96 209

Q	Human health and social work activities	102 913	22 479	80 434
86	Human health activities	78 690	18 863	59 827
87	Residential care activities	14 013	2 051	11 962
88	Social work activities without accommodation	10 210	1 565	8 645
R	Arts, entertainment and recreation	25 733	11 425	14 308
90	Creative, arts and entertainment activities	3 956	1 998	1 958
91	Libraries, archives, museums and other cultural activities	6 156	2 162	3 994
92	Gambling and betting activities	6 977	1 919	5 058
93	Sports activities and amusement and recreation activities	8 644	5 346	3 298
S	Other service activities	21 283	6 942	14 341
94	Activities of membership organisations	11 390	3 348	8 042
95	Repair of computers and personal and household goods	1 896	1 478	418
96	Other personal service activities	7 997	2 116	5 881

1) Activity sections T (Activities of households as employers; undifferentiated goods – and services – producing activities of households for own use) and U (Activities of extraterritorial organisations and bodies) as well as their divisions are not presented in this First Release, since they were not covered by the survey.

3 STRUCTURE OF PERSONS IN EMPLOYMENT, BY ACTIVITY SECTORS, SITUATION AS ON 31 MARCH 2021

	Number of persons in employment			Structure, %		
	Total	Men	Women	Total	Men	Women
Total	1 289 283	671 138	618 145	100,0	100,0	100,0
Agricultural activities	23 963	15 339	8 624	1,9	2,3	1,4
Non-agricultural activities	360 091	263 307	96 784	27,9	39,2	15,7
Service activities	905 229	392 492	512 737	70,2	58,5	82,9

4 PERSONS IN EMPLOYMENT IN LEGAL ENTITIES, ACCORDING TO NKD 2007.¹⁾, BY SEX AND TYPE OF EMPLOYMENT, SITUATION AS ON 31 MARCH 2021²⁾

	Total	Men	Women	Employment for unspecified period of time			Employment for fixed period of time			Trainees			Share in total number of persons in employment, %		
				All	Men	Women	All	Men	Women	All	Men	Women	Employment for unspecified period of time	Employment for a fixed period of time	Trainees
Total	1 202 717	621 962	580 755	1 004 791	520 996	483 795	192 518	98 751	93 767	5 408	2 215	3 193	83,5	16,0	0,4
A Agriculture, forestry and fishing	22 612	16 031	6 581	18 568	13 374	5 194	3 952	2 595	1 357	92	62	30	82,1	17,5	0,4
B Mining and quarrying	4 032	3 558	474	3 735	3 291	444	296	266	30	1	1	-	92,6	7,3	0,0
C Manufacturing	206 744	131 867	74 877	171 487	109 128	62 359	34 738	22 401	12 337	519	338	181	82,9	16,8	0,3
D Electricity, gas, steam and air conditioning supply	14 125	10 960	3 165	13 459	10 460	2 999	632	470	162	34	30	4	95,3	4,5	0,2
E Water supply; sewerage, waste management and remediation activities	26 161	20 637	5 524	23 503	18 494	5 009	2 632	2 132	500	26	11	15	89,8	10,1	0,1
F Construction	88 470	79 753	8 717	64 436	56 889	7 547	23 994	22 832	1 162	40	32	8	72,8	27,1	0,0
G Wholesale and retail trade; repair of motor vehicles and motorcycles	180 701	79 243	101 458	149 741	67 608	82 133	30 894	11 620	19 274	66	15	51	82,9	17,1	0,0
H Transportation and storage	62 965	47 458	15 507	55 218	40 990	14 228	7 701	6 430	1 271	46	38	8	87,7	12,2	0,1
I Accommodation and food service activities	53 988	25 570	28 418	41 483	19 410	22 073	12 442	6 131	6 311	63	29	34	76,8	23,0	0,1
J Information and communication	41 583	26 359	15 224	38 036	24 404	13 632	3 511	1 934	1 577	36	21	15	91,5	8,4	0,1
K Financial and insurance activities	34 959	10 939	24 020	32 298	10 143	22 155	2 629	779	1 850	32	17	15	92,4	7,5	0,1
L Real estate activities	6 265	3 403	2 862	5 335	2 894	2 441	927	507	420	3	2	1	85,2	14,8	0,0
M Professional, scientific and technical activities	51 112	26 316	24 796	45 298	23 225	22 073	5 642	3 004	2 638	172	87	85	88,6	11,0	0,3
N Administrative and support service activities	40 693	22 253	18 440	27 035	16 173	10 862	13 646	6 075	7 571	12	5	7	66,4	33,5	0,0
O Public administration and defence; compulsory social security	106 409	53 654	52 755	98 059	51 014	47 045	7 024	1 821	5 203	1 326	819	507	92,2	6,6	1,2
P Education	122 267	26 744	95 523	99 326	21 543	77 783	20 475	4 589	15 886	2 466	612	1 854	81,2	16,7	2,0
Q Human health and social work activities	101 524	22 173	79 351	88 136	19 658	68 478	12 981	2 443	10 538	407	72	335	86,8	12,8	0,4
R Arts, entertainment and recreation	22 864	9 731	13 133	18 746	7 902	10 844	4 060	1 806	2 254	58	23	35	82,0	17,8	0,3
S Other service activities	15 243	5 313	9 930	10 892	4 396	6 496	4 342	916	3 426	9	1	8	71,5	28,5	0,1

1) Activity sections T (Activities of households as employers; undifferentiated goods – and services – producing activities of households for own use) and U (Activities of extraterritorial organisations and bodies) as well as their divisions are not presented in this First Release, since they were not covered by the survey.

2) See Notes on Methodology.

5 PERSONS IN EMPLOYMENT IN LEGAL ENTITIES, ACCORDING TO NKD 2007.¹⁾, BY SEX AND TYPE OF EMPLOYMENT, SITUATION AS ON 31 MARCH 2021²⁾

	Total	Men	Women	Full-time employment			Part-time employment			Short-time employment			Share in total number of persons in employment, %		
				All	Men	Women	All	Men	Women	All	Men	Women	Full-time employment	Part-time employment	Short-time employment
Total	1 202 717	621 962	580 755	1 146 675	600 333	546 342	54 995	21 278	33 717	1 047	351	696	95,3	4,6	0,1
A Agriculture, forestry and fishing	22 612	16 031	6 581	22 158	15 776	6 382	415	240	175	39	15	24	98,0	1,8	0,2
B Mining and quarrying	4 032	3 558	474	3 971	3 515	456	61	43	18	-	-	-	98,5	1,5	-
C Manufacturing	206 744	131 867	74 877	203 274	129 850	73 424	3 271	1 948	1 323	199	69	130	98,3	1,6	0,1
D Electricity, gas, steam and air conditioning supply	14 125	10 960	3 165	14 032	10 918	3 114	91	41	50	2	1	1	99,3	0,6	0,0
E Water supply; sewerage, waste management and remediation activities	26 161	20 637	5 524	25 616	20 370	5 246	532	261	271	13	6	7	97,9	2,0	0,0
F Construction	88 470	79 753	8 717	85 078	77 045	8 033	3 352	2 681	671	40	27	13	96,2	3,8	0,0
G Wholesale and retail trade; repair of motor vehicles and motorcycles	180 701	79 243	101 458	173 590	77 009	96 581	6 920	2 196	4 724	191	38	153	96,1	3,8	0,1
H Transportation and storage	62 965	47 458	15 507	60 966	45 994	14 972	1 970	1 450	520	29	14	15	96,8	3,1	0,0
I Accommodation and food service activities	53 988	25 570	28 418	51 485	24 360	27 125	2 465	1 199	1 266	38	11	27	95,4	4,6	0,1
J Information and communication	41 583	26 359	15 224	40 794	25 926	14 868	774	429	345	15	4	11	98,1	1,9	0,0
K Financial and insurance activities	34 959	10 939	24 020	34 499	10 770	23 729	453	166	287	7	3	4	98,7	1,3	0,0
L Real estate activities	6 265	3 403	2 862	5 847	3 182	2 665	408	217	191	10	4	6	93,3	6,5	0,2
M Professional, scientific and technical activities	51 112	26 316	24 796	48 481	24 946	23 535	2 578	1 347	1 231	53	23	30	94,9	5,0	0,1
N Administrative and support service activities	40 693	22 253	18 440	35 970	20 861	15 109	4 594	1 303	3 291	129	89	40	88,4	11,3	0,3
O Public administration and defence; compulsory social security	106 409	53 654	52 755	106 010	53 575	52 435	307	67	240	92	12	80	99,6	0,3	0,1
P Education	122 267	26 744	95 523	101 926	20 983	80 943	20 249	5 748	14 501	92	13	79	83,4	16,6	0,1
Q Human health and social work activities	101 524	22 173	79 351	96 973	20 935	76 038	4 487	1 227	3 260	64	11	53	95,5	4,4	0,1
R Arts, entertainment and recreation	22 864	9 731	13 133	22 089	9 377	12 712	756	347	409	19	7	12	96,6	3,3	0,1
S Other service activities	15 243	5 313	9 930	13 916	4 941	8 975	1 312	368	944	15	4	11	91,3	8,6	0,1

1) Activity sections T (Activities of households as employers; undifferentiated goods – and services – producing activities of households for own use) and U (Activities of extraterritorial organisations and bodies) as well as their divisions are not presented in this First Release, since they were not covered by the survey.

2) See Notes on Methodology.

6 PERSONS IN EMPLOYMENT IN LEGAL ENTITIES, ACCORDING TO NKD 2007.¹⁾, BY SEX AND EDUCATIONAL ATTAINMENT, SITUATION AS ON 31 MARCH 2021²⁾

	Total	Educational attainment							
		Graduate study and postgraduate study	Under-graduate study	Professional short-term study	Grammar school	Vocational secondary school	Semi-skilled	Basic school (8 years)	No schooling
Total	1 202 717	295 000	97 472	23 119	33 541	661 842	23 382	57 226	11 135
Men	621 962	119 103	38 806	11 973	17 609	385 577	14 239	28 587	6 068
Women	580 755	175 897	58 666	11 146	15 932	276 265	9 143	28 639	5 067
A Agriculture, forestry and fishing	22 612	3 425	832	278	2 674	11 031	836	2 676	860
Men	16 031	2 056	449	165	2 117	7 977	754	1 867	646
Women	6 581	1 369	383	113	557	3 054	82	809	214
B Mining and quarrying	4 032	624	147	72	43	2 889	116	99	42
Men	3 558	425	109	69	34	2 677	115	89	40
Women	474	199	38	3	9	212	1	10	2
C Manufacturing	206 744	24 333	9 466	2 560	5 497	139 127	5 308	18 272	2 181
Men	131 867	13 528	5 864	1 495	3 036	93 897	3 624	9 038	1 385
Women	74 877	10 805	3 602	1 065	2 461	45 230	1 684	9 234	796
D Electricity, gas, steam and air conditioning supply	14 125	3 496	1 244	103	1 058	7 764	150	232	78
Men	10 960	2 257	852	83	851	6 551	134	170	62
Women	3 165	1 239	392	20	207	1 213	16	62	16
E Water supply; sewerage, waste management and remediation activities	26 161	2 942	1 450	416	649	16 135	842	3 282	445
Men	20 637	1 479	856	311	474	13 619	762	2 753	383
Women	5 524	1 463	594	105	175	2 516	80	529	62
F Construction	88 470	8 201	3 522	1 591	1 340	60 020	4 984	7 187	1 625
Men	79 753	5 996	2 596	1 324	1 093	55 399	4 908	6 862	1 575
Women	8 717	2 205	926	267	247	4 621	76	325	50
G Wholesale and retail trade; repair of motor vehicles and motorcycles	180 701	22 482	8 690	4 273	4 270	133 775	1 385	4 187	1 639
Men	79 243	9 411	4 193	2 068	2 130	57 823	761	2 177	680
Women	101 458	13 071	4 497	2 205	2 140	75 952	624	2 010	959
H Transportation and storage	62 965	6 571	3 832	1 923	1 788	45 258	952	2 445	196
Men	47 458	3 549	2 508	1 221	1 123	36 150	862	1 884	161
Women	15 507	3 022	1 324	702	665	9 108	90	561	35
I Accommodation and food service activities	53 988	5 370	1 996	703	1 777	39 828	1 040	2 664	610
Men	25 570	2 091	867	384	811	20 003	429	801	184
Women	28 418	3 279	1 129	319	966	19 825	611	1 863	426
J Information and communication	41 583	19 612	5 089	2 484	2 103	12 044	18	218	15
Men	26 359	11 503	3 463	1 497	1 272	8 476	15	125	8
Women	15 224	8 109	1 626	987	831	3 568	3	93	7
K Financial and insurance activities	34 959	14 428	5 059	783	2 112	12 387	33	103	54
Men	10 939	5 072	1 640	229	503	3 441	5	26	23
Women	24 020	9 356	3 419	554	1 609	8 946	28	77	31
L Real estate activities	6 265	1 471	506	84	270	3 412	72	358	92
Men	3 403	673	254	33	123	2 034	53	164	69
Women	2 862	798	252	51	147	1 378	19	194	23
M Professional, scientific and technical activities	51 112	27 335	4 650	1 052	1 155	15 717	251	449	503
Men	26 316	13 707	2 501	640	467	8 273	147	245	336
Women	24 796	13 628	2 149	412	688	7 444	104	204	167
N Administrative and support service activities	40 693	4 476	1 875	1 639	810	25 790	1 412	3 193	1 498
Men	22 253	1 972	981	1 252	417	15 626	797	871	337
Women	18 440	2 504	894	387	393	10 164	615	2 322	1 161
O Public administration and defence; compulsory social security	106 409	38 006	11 210	686	3 157	50 349	710	2 186	105
Men	53 654	14 774	5 861	311	1 752	30 164	183	586	23
Women	52 755	23 232	5 349	375	1 405	20 185	527	1 600	82
P Education	122 267	75 325	20 092	1 945	717	18 446	1 095	4 047	600
Men	26 744	19 042	1 942	208	174	5 118	91	138	31
Women	95 523	56 283	18 150	1 737	543	13 328	1 004	3 909	569
Q Human health and social work activities	101 524	26 553	15 415	1 869	2 683	46 932	3 754	3 915	403

	Men	22 173	7 700	2 774	367	717	9 781	434	374	26
	Women	79 351	18 853	12 641	1 502	1 966	37 151	3 320	3 541	377
R	Arts, entertainment and recreation	22 864	6 692	1 491	331	988	12 305	203	742	112
	Men	9 731	2 652	749	168	388	5 450	92	179	53
	Women	13 133	4 040	742	163	600	6 855	111	563	59
S	Other service activities	15 243	3 658	906	327	450	8 633	221	971	77
	Men	5 313	1 216	347	148	127	3 118	73	238	46
	Women	9 930	2 442	559	179	323	5 515	148	733	31

1) Activity sections T (Activities of households as employers; undifferentiated goods – and services – producing activities of households for own use) and U (Activities of extraterritorial organisations and bodies) as well as their divisions are not presented in this First Release, since they were not covered by the survey.

2) See Notes on Methodology.

7 PERSONS IN EMPLOYMENT IN LEGAL ENTITIES, ACCORDING TO NKD 2007.¹⁾, BY SEX AND AGE, SITUATION AS ON 31 MARCH 2021²⁾

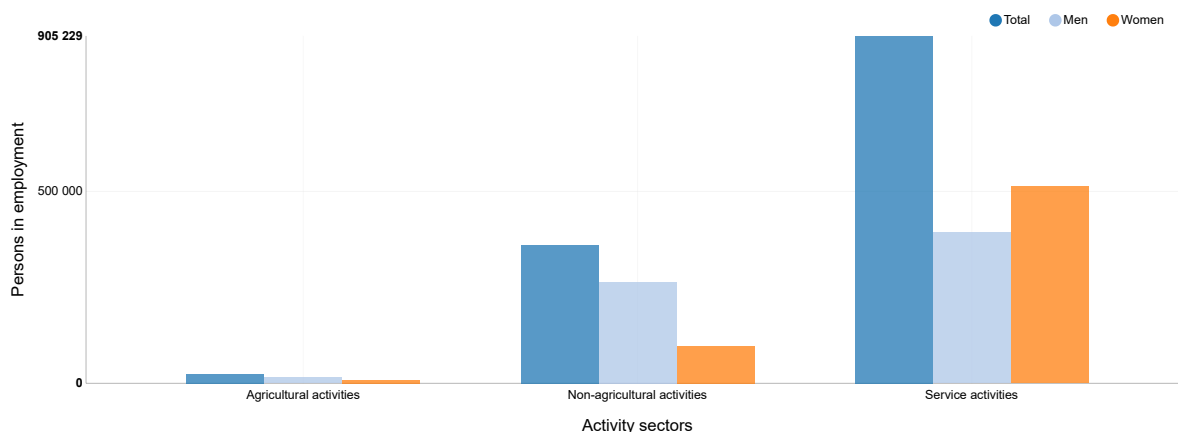
	Total	Age										
		Up to 18	19 – 24	25 – 29	30 – 34	35 – 39	40 – 44	45 – 49	50 – 54	55 – 59	60 – 64	65 and over
Total	1 202 717	1 945	65 344	123 427	151 899	172 018	173 275	160 099	142 480	131 726	70 921	9 583
Men	621 962	1 329	40 652	66 485	79 334	88 427	88 372	79 641	67 847	64 504	38 716	6 655
Women	580 755	616	24 692	56 942	72 565	83 591	84 903	80 458	74 633	67 222	32 205	2 928
A Agriculture, forestry and fishing	22 612	12	1 081	1 921	2 360	2 957	3 101	2 849	2 923	3 408	1 446	554
Men	16 031	12	869	1 413	1 686	2 109	2 156	1 904	1 957	2 412	1 064	449
Women	6 581	-	212	508	674	848	945	945	966	996	382	105
B Mining and quarrying	4 032	4	157	263	374	603	548	508	588	706	257	24
Men	3 558	4	156	239	315	531	493	428	510	631	229	22
Women	474	-	1	24	59	72	55	80	78	75	28	2
C Manufacturing	206 744	539	14 679	21 097	24 839	28 893	29 711	27 309	25 015	23 436	9 848	1 378
Men	131 867	455	11 250	14 766	16 575	18 480	18 250	15 597	13 493	14 468	7 399	1 134
Women	74 877	84	3 429	6 331	8 264	10 413	11 461	11 712	11 522	8 968	2 449	244
D Electricity, gas, steam and air conditioning supply	14 125	18	425	937	1 358	1 561	1 845	2 132	2 064	2 263	1 501	21
Men	10 960	18	384	729	1 002	1 165	1 420	1 691	1 589	1 730	1 213	19
Women	3 165	-	41	208	356	396	425	441	475	533	288	2
E Water supply; sewerage, waste management and remediation activities	26 161	18	772	1 659	2 601	3 365	4 111	3 892	3 624	3 623	2 342	154
Men	20 637	18	684	1 293	2 003	2 646	3 330	3 082	2 800	2 801	1 851	129
Women	5 524	-	88	366	598	719	781	810	824	822	491	25
F Construction	88 470	213	6 735	9 228	11 016	12 789	13 023	11 016	9 319	8 819	5 352	960
Men	79 753	208	6 425	8 353	9 909	11 432	11 680	9 862	8 306	7 874	4 824	880
Women	8 717	5	310	875	1 107	1 357	1 343	1 154	1 013	945	528	80
G Wholesale and retail trade; repair of motor vehicles and motorcycles	180 701	559	13 449	20 056	24 307	28 720	29 895	24 242	18 587	13 859	5 932	1 095
Men	79 243	308	6 347	9 052	10 567	12 732	13 010	10 186	7 291	5 895	3 123	732
Women	101 458	251	7 102	11 004	13 740	15 988	16 885	14 056	11 296	7 964	2 809	363
H Transportation and storage	62 965	47	3 007	5 015	6 264	7 950	8 831	9 233	8 841	8 691	4 622	464
Men	47 458	41	2 449	3 807	4 652	5 980	6 647	6 729	6 462	6 563	3 710	418
Women	15 507	6	558	1 208	1 612	1 970	2 184	2 504	2 379	2 128	912	46
I Accommodation and food service activities	53 988	129	5 313	7 325	7 529	7 352	6 803	5 781	5 449	5 284	2 629	394
Men	25 570	82	2 830	3 766	3 902	3 707	3 275	2 493	2 014	1 988	1 263	250
Women	28 418	47	2 483	3 559	3 627	3 645	3 528	3 288	3 435	3 296	1 366	144
J Information and communication	41 583	31	1 601	7 204	7 991	7 100	5 766	5 029	3 382	2 344	999	136
Men	26 359	22	1 191	4 627	5 004	4 488	3 633	3 139	2 081	1 429	637	108
Women	15 224	9	410	2 577	2 987	2 612	2 133	1 890	1 301	915	362	28
K Financial and insurance activities	34 959	5	672	2 659	4 282	6 310	6 452	5 712	4 114	3 233	1 395	125
Men	10 939	2	239	924	1 441	2 012	2 057	1 616	1 098	932	541	77
Women	24 020	3	433	1 735	2 841	4 298	4 395	4 096	3 016	2 301	854	48
L Real estate activities	6 265	5	199	516	760	860	988	799	842	726	495	75
Men	3 403	3	129	284	430	448	537	409	433	388	293	49
Women	2 862	2	70	232	330	412	451	390	409	338	202	26
M Professional, scientific and technical activities	51 112	69	1 574	7 256	8 551	7 783	7 599	5 969	4 620	4 050	2 727	914
Men	26 316	34	913	3 649	4 227	3 969	4 001	2 978	2 284	2 053	1 550	658
Women	24 796	35	661	3 607	4 324	3 814	3 598	2 991	2 336	1 997	1 177	256
N Administrative and support service activities	40 693	116	2 712	4 681	4 964	5 602	5 445	5 008	4 487	4 496	2 508	674
Men	22 253	74	1 673	2 552	2 698	2 953	2 968	2 616	2 219	2 419	1 631	450
Women	18 440	42	1 039	2 129	2 266	2 649	2 477	2 392	2 268	2 077	877	224
O Public administration and defence; compulsory social security	106 409	10	3 756	7 323	12 661	12 459	13 914	18 167	16 837	12 860	7 914	508
Men	53 654	7	2 779	4 526	6 821	6 174	6 500	9 300	8 671	5 377	3 249	250
Women	52 755	3	977	2 797	5 840	6 285	7 414	8 867	8 166	7 483	4 665	258
P Education	122 267	83	1 795	10 710	14 858	19 323	17 775	15 913	14 926	15 680	10 209	995
Men	26 744	12	319	2 199	3 218	4 294	3 778	3 295	2 755	3 374	2 995	505
Women	95 523	71	1 476	8 511	11 640	15 029	13 997	12 618	12 171	12 306	7 214	490

Q	Human health and social work activities	101 524	45	5 324	11 526	12 001	12 768	12 076	11 661	12 586	14 381	8 336	820
	Men	22 173	13	1 291	2 840	2 948	3 046	2 448	2 327	2 221	2 683	2 014	342
	Women	79 351	32	4 033	8 686	9 053	9 722	9 628	9 334	10 365	11 698	6 322	478
R	Arts, entertainment and recreation	22 864	24	1 242	2 373	3 002	3 435	3 303	2 910	2 515	2 319	1 586	155
	Men	9 731	11	461	932	1 208	1 430	1 422	1 306	1 066	1 009	780	106
	Women	13 133	13	781	1 441	1 794	2 005	1 881	1 604	1 449	1 310	806	49
S	Other service activities	15 243	18	851	1 678	2 181	2 188	2 089	1 969	1 761	1 548	823	137
	Men	5 313	5	263	534	728	831	767	683	597	478	350	77
	Women	9 930	13	588	1 144	1 453	1 357	1 322	1 286	1 164	1 070	473	60

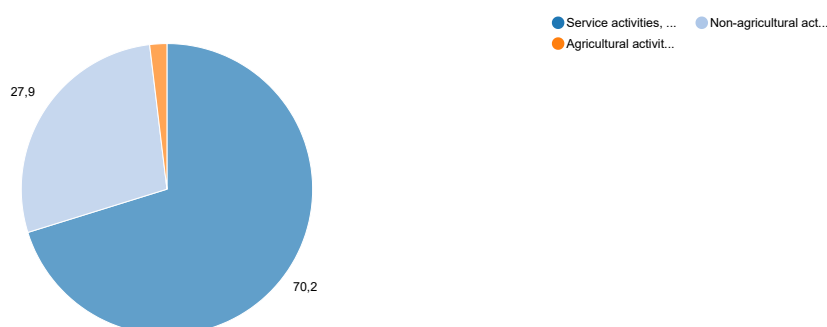
1) Activity sections T (Activities of households as employers; undifferentiated goods – and services – producing activities of households for own use) and U (Activities of extraterritorial organisations and bodies) as well as their divisions are not presented in this First Release, since they were not covered by the survey.

2) See Notes on Methodology.

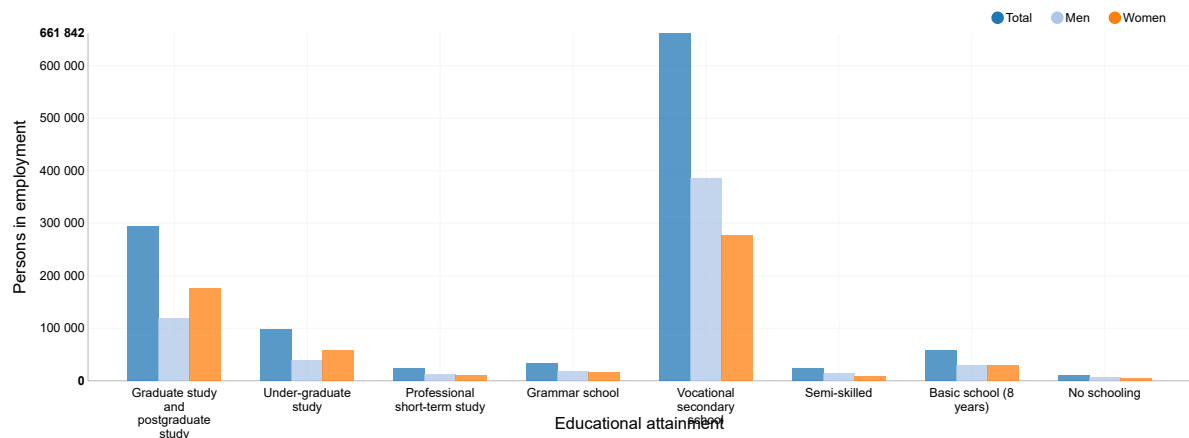
G-1 PERSONS IN EMPLOYMENT IN LEGAL ENTITIES, BY AND SEX BY ACTIVITY SECTORS, SITUATION AS ON 31 MARCH 2021



G-2 STRUCTURE OF PERSONS IN EMPLOYMENT, BY ACTIVITY SECTORS, SITUATION AS ON 31 MARCH 2021



G-3 PERSONS IN EMPLOYMENT IN LEGAL ENTITIES, BY SEX AND EDUCATIONAL ATTAINMENT, SITUATION AS ON 31 MARCH 2021



NOTES ON METHODOLOGY

Data source

Data on the number of persons in employment in legal entities with the situation as on 31 March are the result of the annual survey on persons in employment and earnings for March 2021. Data are collected through processing of the report (RAD-1G form) submitted by legal entities through records of persons in employment and earnings.

Coverage

The annual survey on persons in employment and earnings covers all legal entities of all types of ownership, government bodies and bodies of local and regional self-government units on the territory of the Republic of Croatia

The survey covers all persons in employment in legal entities irrespective of the type of employment and the number of working hours. Data include the estimated number of persons in employment in legal entities employing less than ten persons that did not submit their reports. This survey does not include the number of persons in employment in crafts and trades and free lances or private farmers. Since 2004, persons in employment in the police and defence have been included in the survey.

The estimate of the number of persons in employment in legal entities employing less than ten persons was not included in the figures on the number of persons in employment in legal entities according to the type of employment, type of working hours, professional attainment level and age for which reports were not submitted, since the processing is done exclusively on the basis of submitted reports. This is the reason why there is the difference between data on the total number of persons in employment in legal entities in the Republic of Croatia and data on the number of persons in employment according to the stated characteristics.

Definitions

Persons in employment are persons who have signed a work contract with the employer for a fixed or unspecified period of time, irrespective of the amount of working hours and type of ownership of a legal entity.

Full-time work lasts 40 hours a week, if not proscribed otherwise by law, collective agreement or work contract.

Part-time work is practiced in the case when the quantity of work does not require full working time to be completed.

Short-time work is practiced in the case when the nature of work is such that a person in employment cannot be protected from harmful effects by safety measures at work.

Educational attainment is the highest level of education acquired by a person upon completing an appropriate school or course, sitting for exams or receiving recognition based on proving professional attainment in a business entity. The level acquired can be proved by an appropriate official document (diploma, certificate, degree).

Graduate study and postgraduate study include graduate university study, integrated university undergraduate and graduate study (professional master / master of engineering / doctor), specialist graduate professional study (professional specialist/engineering specialist / graduate student), postgraduate, specialist study (university specialist / university engineering specialist/university master), postgraduate professional master study (master), postgraduate university master study (master of science), postgraduate doctoral university study (doctor of science).

Undergraduate professional study takes place at schools of professional higher education, polytechnics or professional study at faculties and normally lasts for 3 – 4 years. Upon the completion of the study, students can earn at least 180 ECTS credits and they are awarded with the academic title of professional bachelor with a reference to a specialisation.

Professional short-term study takes place at schools of professional higher education, polytechnics or professional study at faculties and normally lasts for 2 – 2.5 years. Upon the completion of the study, students can earn less than 180 ECTS credits and they are awarded with the academic title of ‘stručni pristupnik’ with a reference to a specialisation.

Secondary vocational school includes secondary vocational schools lasting 1 to 3 years and secondary vocational schools lasting from 4 to 5 years.

Abbreviations

NKD 2007. National Classification of Activities, 2007 version
n.e.c not elsewhere classified

Symbols

- no occurrence
0 value not zero but less than 0.05 of the unit of measure used

Published by the Croatian Bureau of Statistics, Zagreb, Ilica 3, P. O. B. 80

Phone: (+385 1) 48 06 111

Press corner: press@dzs.hr

Persons responsible:

Dubravka Rogić Hadžalić, Director of Demographic and Social Statistics Directorate

Lidija Brković, Director General

Prepared by:

Katarina Litva, Zdenka Mandarić and Snježana Varga

USERS ARE KINDLY REQUESTED TO STATE THE SOURCE.

Customer Relations and Data Protection Department

Information and user requests

Phone: (+385 1) 48 06 138, 48 06 154

E-mail: stat.info@dzs.hr

Subscription

Phone: (+385 1) 48 06 115

E-mail: prodaja@dzs.hr