

First Release

Year: LXI.

Zagreb, 24 February 2025

POLJ-2024-1-4

ISSN 1334-0557



AGRICULTURAL PRICES, 2024

The prices of most agricultural crop increased, while the prices of animal products remained roughly the same compared to 2023.

In the cereals group, the prices of soft wheat and oats decreased, while the prices of maize and barley slightly increased.

Concerning the industrial crops group, the prices of all products in the oilseeds group increased. The price of raw tobacco also increased, while the price of sugar beets decreased.

In the fruits group, where apples and mandarins have the highest share, the prices of all major products increased.

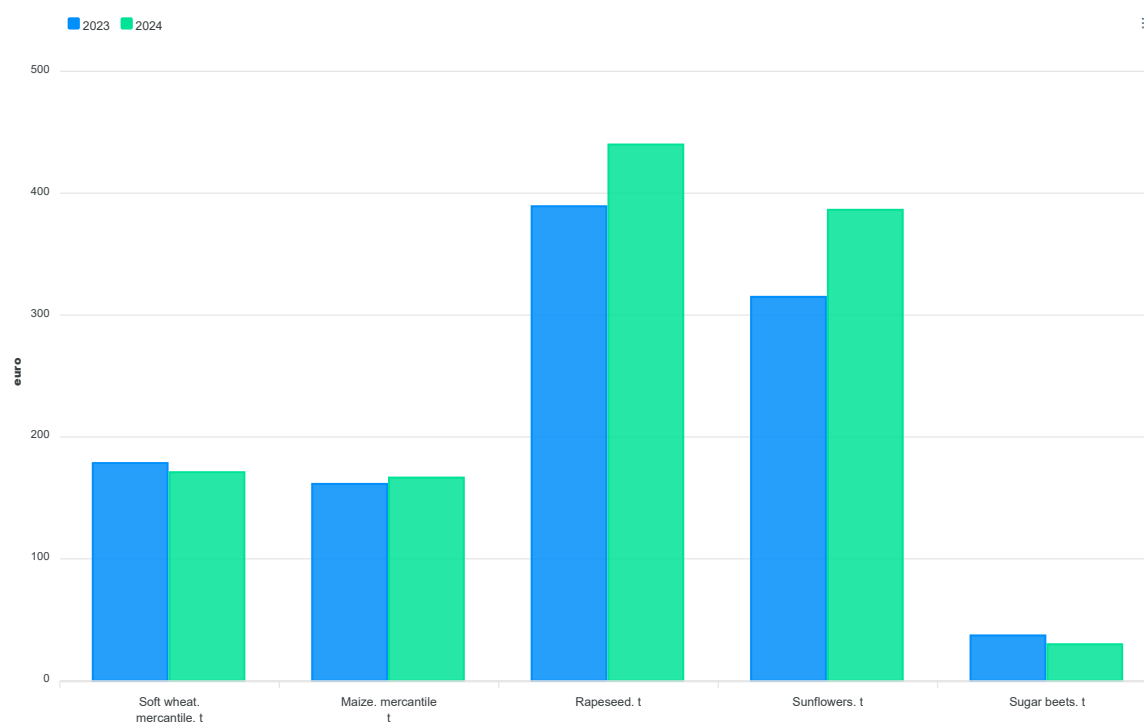
The prices of most products in the vegetables group decreased compared to 2023.

In the group comprising the most significant products within animal production, in which cows' milk, pigs and cattle have major shares, the prices of cattle increased, while the prices of pigs and cows' milk decreased.

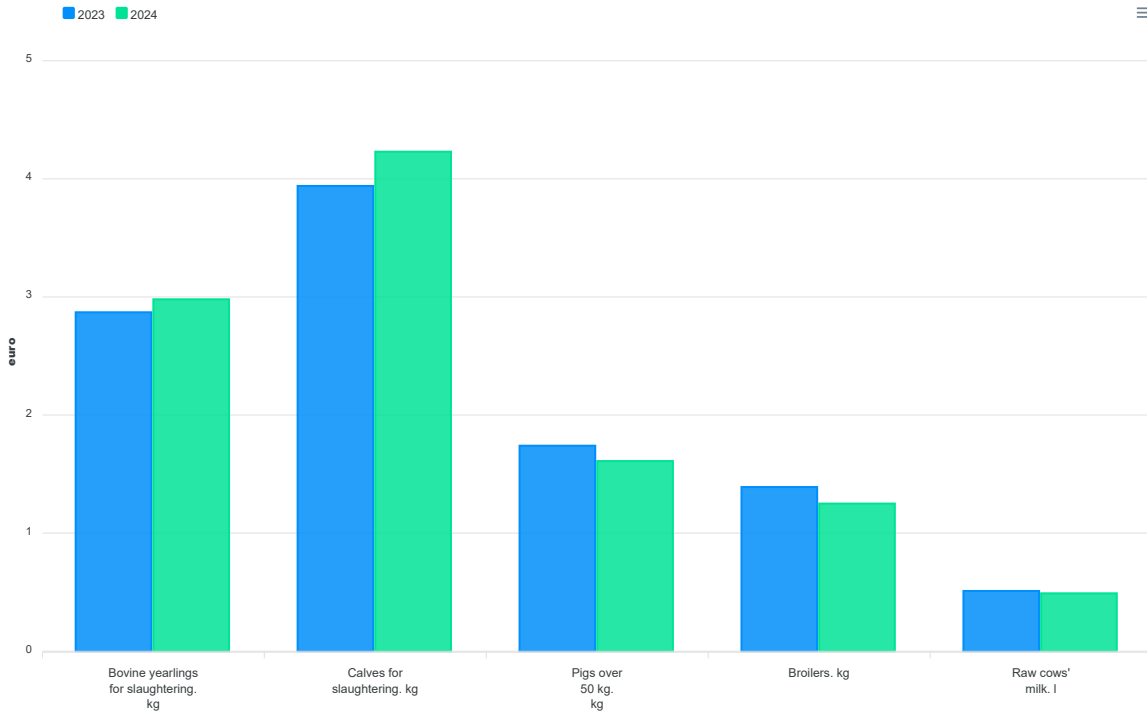
The prices of some products in the animal products group decreased, while the prices of others increased compared to 2023.

Concerning the goods used in agricultural production, the prices of almost all products in the animal feedingstuffs group decreased. The prices of some products in the seeds and seedlings group decreased, while the prices of other products from that group increased compared to 2023.

G-1 PRICES OF CROP PRODUCTS, 2023 AND 2024



G-2 PRICES OF ANIMALS AND POULTRY, 2023 AND 2024



1 AVERAGE PRODUCER PRICES OF SELECTED AGRICULTURAL PRODUCTS

Euro

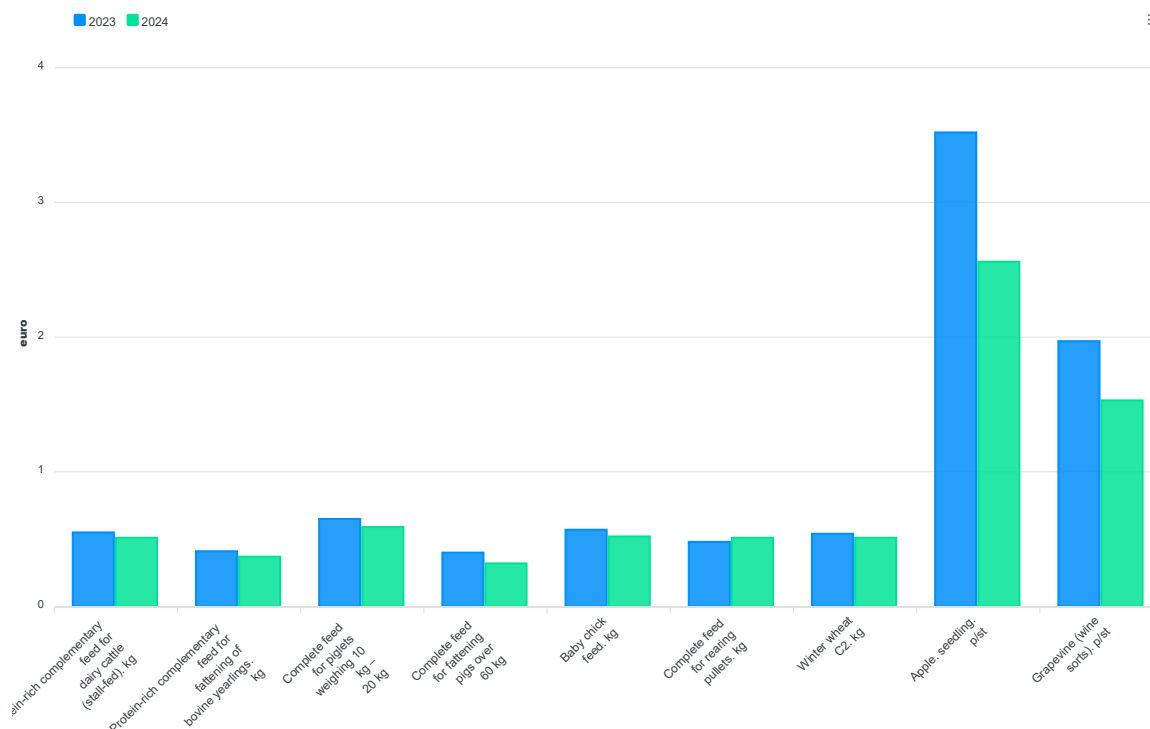
	Unit of measure	2023	2024
Crop output			
Soft wheat – mercantile	t	178,56	171,08
Barley	t	173,10	174,24
Oats	t	169,98	162,95
Maize – mercantile	t	161,47	166,65
Rapeseed	t	389,27	439,89
Sunflowers	t	314,94	386,34
Soya beans	t	403,42	430,74
Raw tobacco	t	3 018,33	3 378,16
Sugar beets	t	37,17	29,94
Lucerne	t	142,55	87,89
Cauliflowers	kg	0,94	0,81
Tomatoes for consumption	kg	1,31	1,23
Cabbage	kg	0,34	0,32
Lettuce	kg	1,08	1,16
Cucumbers for consumption	kg	0,68	0,60
Carrots for consumption	kg	0,69	0,54
Onions	kg	0,60	0,43
Green beans or legumes	kg	2,40	2,37
Cultivated mushrooms	kg	2,57	2,77
Capsicum for consumption	kg	1,21	1,18
Garlic	kg	3,96	5,33
Watermelons	kg	0,35	0,30
Main crop potatoes	kg	0,43	0,37
Dessert apples	kg	0,48	0,53
Dessert pears	kg	1,15	0,99
Sweet cherries	kg	3,24	3,57
Sour cherries	kg	0,43	0,65
Plums	kg	0,61	0,65
Strawberries	kg	3,03	3,06
Peaches (including nectarines)	kg	1,20	1,33
Mandarins	kg	0,42	0,67
Grapes	kg	0,96	1,15
Table wine	l	1,29	1,42
Olive oil	l	13,26	14,64
Livestock, poultry and animal products output			
Bovine yearlings for slaughtering	kg	2,87	2,98
Cattle for slaughtering, other	kg	1,96	1,53
Calves for slaughtering	kg	3,94	4,23
Piglets under 20 kg	kg	4,12	3,88
Pigs over 50 kg	kg	1,74	1,61
Sheep over 1 year of age	kg	1,37	1,40
Suckling lambs	kg	5,02	8,47
Fattening lambs	kg	4,43	5,45
Broilers	kg	1,39	1,25
Turkeys	kg	1,32	1,34
Raw cows' milk	l	0,51	0,49
Raw sheep's milk	l	1,54	1,80
Raw goats' milk	l	0,76	0,79
Consumer hens' eggs	p/st	0,17	0,15
Honey	kg	4,26	4,11

2 PRICES OF SELECTED GOODS CONSUMED IN AGRICULTURAL PRODUCTION

Euro

	Unit of measure	2023	2024
Animal feedingstuffs			
Complementary feed for rearing calves up to 2 months of age	kg	0,49	0,50
Complementary feed for dairy cattle, 13% proteins	kg	0,34	0,35
Complementary feed for dairy cattle, 19% proteins	kg	0,41	0,35
Protein-rich complementary feed for dairy cattle (stall-fed)	kg	0,55	0,51
Complementary feed for fattening of bovine yearlings over 250 kg	kg	0,34	0,29
Protein-rich complementary feed for cattle fattening of bovine yearlings	kg	0,41	0,37
Complete feed for piglets weighing 10 kg – 20 kg	kg	0,65	0,59
Complete feed for sows	kg	0,46	0,39
Complete feed for fattening pigs over 60 kg	kg	0,40	0,32
Baby chick feed	kg	0,57	0,52
Complete feed for rearing pullets	kg	0,48	0,51
Complete feed for battery laying hens	kg	0,47	0,43
Seeds and seedlings			
Winter barley, C2	kg	0,56	0,52
Spring barley, C2	kg	0,68	0,58
Winter wheat, C2	kg	0,54	0,51
Sunflowers II 75 MK	p/st	96,23	106,63
Potatoes, C1 Desiree variety	kg	1,00	1,46
Beans, 200 g	p/st	1,55	2,41
Lucerne, 1 kg	p/st	5,71	7,24
Clover-grass, 1 kg	p/st	4,55	4,75
Apple, seedling	p/st	3,52	2,56
Mandarin, seedling	p/st	5,58	5,71
Olive, seedling	p/st	6,24	6,52
Grapevine (wine sorts)	p/st	1,97	1,53

G-3 PRICES OF SELECTED GOODS CONSUMED IN AGRICULTURAL PRODUCTION, 2023 AND 2024



NOTES ON METHODOLOGY

Sources and methods of data collection

The prices of agricultural products and goods used in agricultural production in the Republic of Croatia were calculated on the basis of data on prices collected in quarterly surveys on the sale and purchase of agricultural products, quarterly surveys on the sale of seeds and seedlings and from administrative data of the Ministry of Agriculture, Forestry and Fisheries.

Coverage and comparability

Average producer prices of agricultural products are collected on the basis of quarterly surveys on the sale and purchase of agricultural products. The reporting units for those surveys are legal entities and parts thereof as well as tradesmen classified into section A Agriculture, forestry and fishing – division 01 (except for group 01.7 Hunting, trapping and related service activities) as well as other legal entities and tradesmen engaged in processing and purchasing of agricultural products, classified into other activities according to the NKD 2007. The coverage is selective. Legal entities with 10 or more persons in employment as well as tradesmen with five or more persons in employment are included.

The prices of goods used in agricultural production are wholesale prices, which were obtained from quarterly surveys on the sale of seeds and seedlings and from administrative sources.

The prices are calculated at the level of the Republic of Croatia.

Definitions

Average producer prices including taxes (except VAT) are reported, while subventions and other financial supports are excluded.

The price of wine refers only to wine made of grapes from own production.

The price of olive oil refers to all types of olive oil, made from olives from own production.

The price of livestock and poultry refers to live animals and poultry.

Goods are all products except services.



The survey whose data are published in this First Release has been conducted with the financial assistance of the European Union. The contents of this document are the sole responsibility of the Croatian Bureau of Statistics and can under no circumstances be regarded as reflecting the position of the European Union.

Kratice

g	gram
kg	kilogram
l	litre
NKD 2007	National Classification of Activities, 2007 version
p/st	pieces/sticks
t	tonne
VAT	value added tax

Published by the Croatian Bureau of Statistics, Zagreb, Ilica 3, P. O. B. 80

Phone: (+385 1) 48 06 111

Press corner: press@dzs.hr

Persons responsible:

Suzana Šamec, Director of Macroeconomic Statistics Directorate

Lidija Brković, Director General

Prepared by:

Matej Pejković, Ivan Dujman, Mateja Ivezić and Normela Pušić

USERS ARE KINDLY REQUESTED TO STATE THE SOURCE.

Customer Relations and Data Protection Department

Information and user requests

Phone: (+385 1) 48 06 138, 48 06 154, 48 06 115

E-mail: stat.info@dzs.hr

Subscription

Phone: (+385 1) 21 00 455

E-mail: prodaja@dzs.hr