

1743

Studenti u akademskoj godini 2024./2025.

Students, 2024/2025 Academic Year



1743

Studenti u akademskoj godini 2024./2025.

Students, 2024/2025 Academic Year

Objavljuje Državni zavod za statistiku Republike Hrvatske, Zagreb, Ilica 3, p. p. 80.
Published by the Croatian Bureau of Statistics, Zagreb, Ilica 3, P. O. B. 80

Telefon/ Phone: (+385 1) 48 06 111

Elektronička pošta/ E-mail: stat.info@dzs.hr
Internetske stranice/ Website: https://dzs.gov.hr
Novinarski upiti/ Press corner: press@dzs.hr

Odgovorne osobe:
Persons responsible:

Mario Vlajčević, načelnik Sektora demografskih i društvenih statistika
Mario Vlajčević, Director of Demographic and Social Statistics Directorate

Lidija Brković, ovlaštena za obavljanje poslova glavnog ravnatelja
Lidija Brković, Acting Director General

Priredile: Josipa Jurić, Danijela Kurjaković, Ana Šojat
Prepared by:

Redaktori: Marija Gojević, Mario Vlajčević
Sub-editors:

Urednica: Ljiljana Ostroški
Editor-in-Chief:

Lektorica za hrvatski jezik: Maja Gregorić
Language Editor for the Croatian Language:

Prevoditeljica i lektorica za engleski jezik: Neda Batinić
Translator and Language Editor for the English Language:

Tehnička urednica: Ankica Bajzek Cesar
Technical Editor:

Statistička izvješća ISSN 1332-0297
Statistical Reports

MOLIMO KORISNIKE DA PRI KORIŠTENJU PODATAKA NAVEDU IZVOR.
USERS ARE KINDLY REQUESTED TO STATE THE SOURCE.

Služba za odnose s korisnicima i zaštitu podataka
Customer Relations and Data Protection Department

Informacije i korisnički zahtjevi
Information and user requests

Telefon/ Phone: (+385 1) 48 06 138, 48 06 154, 48 06 115
Elektronička pošta/ E-mail: stat.info@dzs.hr

Pretplata na publikacije
Subscription

Telefon/ Phone: (+385 1) 21 00 455
Elektronička pošta/ E-mail: prodaja@dzs.hr

SADRŽAJ

CONTENTS

UVOD INTRODUCTION	7
KRATICE I ZNAKOVI ABBREVIATIONS AND SYMBOLS	8
METODOLOŠKA OBJAŠNJENJA NOTES ON METHODOLOGY	9
KOMENTAR COMMENTARY	11
I. DODIPLOMSKI, PRIJEDIPLOMSKI I DIPLOMSKI TE SVEUČILIŠNI INTEGRIRANI PRIJEDIPLOMSKI I DIPLOMSKI STUDIJ UNDERGRADUATE UNIVERSITY STUDY, UNIVERSITY UNDERGRADUATE AND GRADUATE STUDY AND UNIVERSITY INTEGRATED UNDERGRADUATE AND GRADUATE STUDY	
1. Upisani studenti prema visokim učilištima od ak. g. 2020./2021. do 2024./2025. <i>Students enrolled, by institutions of higher education, 2020/2021 – 2024/2025 academic years</i>	17
2. Upisani studenti u ak. g. 2024./2025. <i>Students enrolled, 2024/2025 academic year</i>	25
2.1. Studenti upisani na visoka učilišta prema znanstvenim i interdisciplinarnim te umjetničkim područjima studija i spolu u ak. g. 2024./2025. <i>Students enrolled at institutions of higher education, by scientific, interdisciplinary and artistic fields of study and sex, 2024/2025 academic year</i>	25
G-1. Studenti upisani na visoka učilišta prema znanstvenim i interdisciplinarnim te umjetničkim područjima studija u ak. g. 2024./2025. <i>Students enrolled at institutions of higher education, by scientific, interdisciplinary and artistic fields of study, 2024/2025 academic year</i>	26
G-2. Studenti upisani na visoka učilišta prema studiju i godini studija u ak. g. 2024./2025. <i>Students enrolled at institutions of higher education, by type of study and year of study, 2024/2025 academic year</i>	26
2.2. Studenti upisani na visoka učilišta prema vrstama visokih učilišta, godini studija i načinu studiranja u ak. g. 2024./2025. <i>Students enrolled at institutions of higher education, by type of institution, year of study and mode of study, 2024/2025 academic year</i>	26
2.3. Studenti upisani na visoka učilišta prema vrstama visokih učilišta, vrstama studija, godini studija i spolu u ak. g. 2024./2025. <i>Students enrolled at institutions of higher education, by type of institution, type of study, year of study and sex, 2024/2025 academic year</i>	27
G-3. Studenti upisani na visoka učilišta prema vrsti studija u ak. g. 2024./2025. <i>Students enrolled at institutions of higher education, by type of study, 2024/2025 academic year</i>	29
G-4. Studenti upisani na visoka učilišta prema vrstama visokih učilišta u ak. g. 2024./2025. <i>Students enrolled at institutions of higher education, by type of institution, 2024/2025 academic year</i>	29
2.4. Studenti upisani na visoka učilišta prema vrstama visokih učilišta, vrstama studija i spolu u ak. g. 2024./2025. <i>Students enrolled at institutions of higher education, by type of institution, type of study and sex, 2024/2025 academic year</i>	30
2.5. Studenti prema visokim učilištima, načinu studiranja, godini studija i spolu u ak. g. 2024./2025. <i>Students, by institutions of higher education, mode of study, year of study and sex, 2024/2025 academic year</i>	31
2.6. Studenti prema županiji i gradu/općini prebivališta, vrstama visokih učilišta i načinu studiranja u ak. g. 2024./2025. <i>Students, by county and town/municipality of residence, type of institution of higher education and mode of study, 2024/2025 academic year</i>	49
2.7. Studenti prema državljanstvu, vrstama visokih učilišta i spolu u ak. g. 2024./2025. <i>Students, by citizenship, type of institution of higher education and sex, 2024/2025 academic year</i>	63

3.	Upisani studenti I. godine u ak. g. 2024./2025. <i>Students enrolled on the 1st year of study, 2024/2025 academic year</i>	66
3.1.	Studenti I. godine prema prethodno završenoj školi i struci te vrstama visokih učilišta i vrstama studija u ak. g. 2024./2025. <i>First-year students, by previously finished school and vocation, type of institution of higher education and type of study, 2024/2025 academic year</i>	66
3.2.	Studenti I. godine bez ponavljača prema vrstama visokih učilišta, vrstama studija, načinu studiranja i godini završetka prethodne škole u ak. g. 2024./2025. <i>First-year students, without repeaters, by type of institution of higher education, type of study, mode of study and year of finishing previous school, 2024/2025 academic year</i>	68
II.	POSLIJEDIPLOMSKI STUDIJ <i>POSTGRADUATE STUDY</i>	
1.	Studenti upisani na sveučilišni specijalistički studij u ak. g. 2024./2025. <i>Students enrolled on university specialist studies, 2024/2025 academic year</i>	71
1.1.	Studenti upisani na sveučilišni specijalistički studij prema sveučilištu, znanstvenim i interdisciplinarnim te umjetničkim područjima studija i spolu u ak. g. 2024./2025. <i>Students enrolled on university specialist studies, by university, scientific, interdisciplinary and artistic fields of study and sex, 2024/2025 academic year</i>	71
G-5.	Studenti upisani na sveučilišni specijalistički studij prema znanstvenim i interdisciplinarnim te umjetničkim područjima studija u ak. g. 2024./2025. <i>Students enrolled on university specialist studies, by scientific, interdisciplinary and artistic fields of study, 2024/2025 academic year</i>	72
G-6.	Studenti upisani na sveučilišni specijalistički studij prema godinama života i spolu u ak. g. 2024./2025. <i>Students enrolled on university specialist studies, by age and sex, 2024/2025 academic year</i>	72
1.2.	Studenti upisani na sveučilišni specijalistički studij prema znanstvenim i interdisciplinarnim te umjetničkim područjima i poljima studija, godinama života i spolu u ak. g. 2024./2025. <i>Students enrolled on university specialist studies, by scientific, interdisciplinary and artistic fields of study, age and sex, 2024/2025 academic year</i>	73
1.3.	Studenti upisani na sveučilišni specijalistički studij prema visokom učilištu, znanstvenim i interdisciplinarnim te umjetničkim područjima i spolu u ak. g. 2024./2025. <i>Students enrolled on university specialist studies, by institution of higher education, scientific, interdisciplinary and artistic fields of study and sex, 2024/2025 academic year</i>	74
1.4.	Studenti upisani na sveučilišni specijalistički studij prema sveučilištu, državi prebivališta i spolu u ak. g. 2024./2025. <i>Students enrolled on university specialist studies, by university, country of usual residence and sex, 2024/2025 academic year</i>	77
1.5.	Studenti upisani na sveučilišni specijalistički studij prema državi u kojoj su završili studij, državljanstvu i spolu u ak. g. 2024./2025. <i>Students enrolled on university specialist studies, by country of study completion, citizenship and sex, 2024/2025 academic year</i>	77
1.6.	Studenti upisani na sveučilišni specijalistički studij prema djelatnosti u kojoj obavljaju zanimanje, načinu plaćanja studija i spolu u ak. g. 2024./2025. <i>Students enrolled on university specialist studies, by activity, way of paying for study and sex, 2024/2025 academic year</i>	78
G-7.	Studenti upisani na sveučilišni specijalistički studij prema načinu plaćanja studija u ak. g. 2024./2025. <i>Students enrolled on university specialist studies, by way of paying for study, 2024/2025 academic year</i>	78
1.7.	Studenti upisani na sveučilišni specijalistički studij prema županiji, gradu/općini stalnog prebivališta i spolu u ak. g. 2024./2025. <i>Students enrolled on university specialist studies, by county, town/municipality of usual residence and sex, 2024/2025 academic year</i>	79
2.	Studenti upisani na doktorski studij u ak. g. 2024./2025. <i>Students enrolled on doctoral studies, 2024/2025 academic year</i>	83
2.1.	Studenti upisani na doktorski studij prema sveučilištu, znanstvenim i interdisciplinarnim te umjetničkim područjima i spolu u ak. g. 2024./2025. <i>Students enrolled on doctoral studies, by university, scientific, interdisciplinary and artistic fields of study and sex, 2024/2025 academic year</i>	83
G-8.	Studenti upisani na doktorski studij prema znanstvenim i interdisciplinarnim te umjetničkim područjima studija u ak. g. 2024./2025. <i>Students enrolled on doctoral studies, by scientific, interdisciplinary and artistic fields of study, 2024/2025 academic year</i>	83

2.2.	Studenti upisani na doktorski studij prema visokom učilištu, znanstvenim i interdisciplinarnim te umjetničkim područjima i spolu u ak. g. 2024./2025. <i>Students enrolled on doctoral studies, by institution of higher education, scientific, interdisciplinary and artistic fields of study and sex, 2024/2025 academic year</i>	84
2.3.	Studenti upisani na doktorski studij prema znanstvenim i interdisciplinarnim te umjetničkim područjima i poljima studija, godinama života te spolu u ak. g. 2024./2025. <i>Students enrolled on doctoral studies, by scientific, interdisciplinary and artistic fields of study, age and sex, 2024/2025 academic year</i>	88
G-9.	Studenti upisani na doktorski studij prema godinama života i spolu u ak. g. 2024./2025. <i>Students enrolled on doctoral studies, by age and sex, 2024/2025 academic year</i>	89
2.4.	Studenti upisani na doktorski studij prema državi u kojoj su završili studij, državljanstvu i spolu u ak. g. 2024./2025. <i>Students enrolled on doctoral studies, by country of study completion, citizenship and sex, 2024/2025 academic year</i>	90
2.5.	Studenti upisani na doktorski studij prema sveučilištu, državi prebivališta i spolu u ak. g. 2024./2025. <i>Students enrolled on doctoral studies, by university, country of usual residence and sex, 2024/2025 academic year</i>	91
2.6.	Studenti upisani na doktorski studij prema djelatnosti u kojoj obavljaju zanimanje, načinu plaćanja studija i spolu u ak. g. 2024./2025. <i>Students enrolled on doctoral studies, by activity, by way of paying for study and sex, 2024/2025 academic year</i>	93
G-10.	Studenti upisani na doktorski studij prema načinu plaćanja studija u ak. g. 2024./2025. <i>Students enrolled on doctoral studies, by way of paying for study, 2024/2025 academic year</i>	93
2.7.	Studenti upisani na doktorski studij prema županiji, gradu/općini stalnog prebivališta i spolu u ak. g. 2024./2025. <i>Students enrolled on doctoral studies, by county, town/municipality of usual residence and sex, 2024/2025 academic year</i>	94
III. STUDENTSKI DOMOVI <i>STUDENTS' BOARDING HOMES</i>		
1.	Studentski domovi i studenti korisnici od ak. g. 2020./2021. do 2024./2025. <i>Students' boarding homes and student beneficiaries, 2020/2021 – 2024/2025 academic years</i>	101
2.	Zaposleni u studentskim domovima od ak. g. 2020./2021. do 2024./2025. <i>Persons in employment in students' boarding homes, 2020/2021 – 2024/2025 academic years</i>	101
3.	Studentski domovi, studenti korisnici i zaposleni u studentskim domovima u ak. g. 2024./2025. <i>Students' boarding homes, student beneficiaries and persons in employment in students' boarding homes, 2024/2025 academic year</i>	101
POPIS VISOKIH UČILIŠTA U AK. G. 2024./2025. <i>LIST OF INSTITUTIONS OF HIGHER EDUCATION, 2024/2025 ACADEMIC YEAR</i>		102
OBJAVLJENE PUBLIKACIJE IZ PODRUČJA STATISTIKE VISOKOG OBRAZOVANJA <i>RELEASED PUBLICATIONS ON HIGHER EDUCATION STATISTICS</i>		105

UVOD

Statistička izvješća Državnog zavoda za statistiku publikacije su s opširnim podacima iz različitih područja statističkih istraživanja, a svaka sadržava cjelovit pregled podataka jednoga statističkog istraživanja ili nekoliko njih.

Serijska publikacija Statistička izvješća nastavak je serije Dokumentacije, koja se do 1965. objavljivala povremeno, i to kao Bilteni, Publikacije i Saopćenja. Od 1965. objavljuje se redovito, a od 1997. nosi sadašnje ime.

Statistička izvješća Studenti objavljuju se redovito svake godine, a izrađena su na temelju obrade prijavnih listova za upis studenata na visoka učilišta.

Rezultati istraživanja iz područja statistike visokog obrazovanja objavljuju se u Statističkim informacijama i Priopćenjima.

Statistička izvješća sadržavaju uvod, metodološka objašnjenja, komentar, tablični pregled i grafikone.

Na kraju Statističkih izvješća objavljuje se popis objavljenih publikacija iz obrađenog područja.

INTRODUCTION

Statistical reports of the Croatian Bureau of Statistics are publications with detailed data from different areas of statistical surveys, where each of them contains complete data of one or several statistical surveys.

The series entitled the Statistical Reports is a continuation of the series under the heading Documentations, which was published periodically as Bulletins, Publications and Releases until 1965. Since 1965, it has been published regularly and, since 1997, it has been published under the present heading.

The Statistical Reports entitled Students are published regularly every year and are done based on the processing of data collected on application forms for the enrolment of students on institutions of higher education.

Research results from the area of higher education statistics are published in the Statistical Information and the First Releases.

The Statistical Reports contain an introduction, notes on methodology, a commentary, tables and graphs.

At the end of the Statistical Reports, a list of issued publications from the surveyed area is published.

KRATICE

ak. g. akademska godina
ISVU Informacijski sustav visokih učilišta
NN Narodne novine

ABBREVIATIONS

ISVU Information System of Higher Education Institutions
NN Narodne novine, official gazette of the Republic of Croatia

ZNAKOVI

- nema pojave

SYMBOLS

- *no occurrence*

METODOLOŠKA OBJAŠNENJA

Izvori i metode prikupljanja podataka

Podaci o upisanim studentima na stručni i sveučilišni studij (dodiplomski, prijediplomski, diplomski i integrirani studij) u ak. g. 2024./2025. rezultat su godišnje statističke obrade Prijavnih listova za upis studenata na stručni i sveučilišni studij (obrazac ŠV-20), koje ispunjavaju studenti pri upisu u zimski semestar. Podaci za veći dio visokih učilišta koja su u sustavu ISVU Sveučilišnoga računskog centra preuzeti su elektroničkim putem.

Podaci o studentima sveučilišnoga specijalističkog studija u ak. g. 2024./2025. rezultat su godišnje statističke obrade Prijavnih listova za studente upisane na sveučilišni specijalistički studij (obrazac ŠV-30), koje ispunjavaju studenti pri upisu na sveučilišni specijalistički studij.

Podaci o studentima doktorskog studija u ak. g. 2024./2025. rezultat su godišnje statističke obrade Prijavnih listova za doktorande upisane na doktorski studij (obrazac ŠV-40), koje ispunjavaju doktorandi pri upisu na doktorski studij.

Podaci o studentskim domovima u ak. g. 2024./2025. rezultat su statističke obrade Godišnjeg izvještaja učeničkih i studentskih domova (obrazac ŠD), koji se ispunjava za studentske domove koji su radili u ak. g. 2024./2025. prema stanju na dan 31. ožujka 2025.

Obuhvat i usporedivost

Statistička istraživanja o studentima stručnoga i sveučilišnoga dodiplomskoga, prijediplomskoga, diplomskoga, integriranoga i poslijediplomskog studija čiji su rezultati prikazani u ovoj publikaciji provedena su u skladu sa Zakonom o visokom obrazovanju i znanstvenoj djelatnosti (NN, br. 119/22.).

Statističkim istraživanjem obuhvaćeni su studenti upisani na stručni i sveučilišni studij visokih učilišta u Republici Hrvatskoj prema predbolonjskom programu (dodiplomski stručni studij) i prema bolonjskom programu (stručni kratki studij, stručni prijediplomski studij, stručni diplomski studij, sveučilišni prijediplomski studij, sveučilišni diplomski studij te sveučilišni integrirani prijediplomski i diplomski studij). Podaci su usporedivi s podacima iz prijašnjih godina.

Statističkim istraživanjima o studentima upisanim na poslijediplomske studije obuhvaćeni su studenti na visokim učilištima u Republici Hrvatskoj upisani na doktorski studij prema bolonjskom programu. Podaci su usporedivi s podacima iz prijašnjih godina.

Istraživanje o studentskim domovima obuhvaća studentske domove u Republici Hrvatskoj koji su radili u ak. g. 2024./2025., a podaci su usporedivi s podacima iz prijašnjih godina.

Definicije i objašnjenja

Visoka učilišta jesu sveučilište te fakultet, umjetnička akademija, odjel i institut u njegovu sastavu, veleučilište i visoka škola.

Visoka učilišta mogu biti javna i privatna.

NOTES ON METHODOLOGY

Sources and methods of data collection

Data on students enrolled on institutions of higher education (undergraduate professional or university study, professional or university undergraduate study, graduate study and integrated study) in the 2024/2025 academic year are the result of the annual statistical processing of data collected on the Application Form for Enrolment of Students on Professional and University Studies (ŠV-20 form), which is filled in by students at the enrolment on the winter semester. The data on most institutions of higher education were obtained via the ISVU system of the University Computing Centre.

Data on students enrolled on university specialist studies in the 2024/2025 academic year are the result of the annual statistical processing of data collected on the Application Form for Students Enrolled in University Specialist Study (ŠV-30 form), which is filled in by students at the enrolment on university specialist studies.

Data on students enrolled on doctoral studies in the 2024/2025 academic year are the result of the annual statistical processing of data collected on the Application Form for Doctoral Candidates Enrolled in Doctoral Study (ŠV-40 form), which is filled in by doctoral candidates at the enrolment on doctoral studies.

Data on students' boarding homes in the 2024/2025 academic year are the result of statistical processing of the Annual Report on Boarding Homes for Pupils and Students (ŠD form), which are filled in for students' boarding homes active in the 2024/2025 academic year according to the situation as on 31 March 2025.

Coverage and comparability

Statistical surveys on students on undergraduate professional or university study, professional or university undergraduate, graduate, integrated and postgraduate study, the results of which are presented in this publication, are carried out in line with the Scientific Activity and Higher Education Act (NN, No. 119/22).

The statistical survey covers all students enrolled at institutions of higher education in the Republic of Croatia on professional and university study according to the pre-Bologna programme (undergraduate university study) as well as students enrolled according to the Bologna programme (short professional study, professional undergraduate study, professional graduate study, university undergraduate study, university graduate study and university integrated undergraduate and graduate study). Data are comparable to those from previous years.

The statistical survey on students enrolled on postgraduate studies covers students at institutions of higher education in the Republic of Croatia who enrolled on a doctoral study according to the Bologna programme. Data are comparable to those from previous years.

The statistical survey on students' boarding homes includes students' boarding homes in the Republic of Croatia that operated in the 2024/2025 academic year and data are comparable to those from previous years.

Definitions and explanations

Institutions of higher education are universities as well as faculties, art academies, departments and institutes as their component parts, polytechnics and schools of professional higher education.

Institutions of higher education can be public and private.

Sveučilište je ustanova koja osniva i provodi sveučilišne studije u najmanje dva znanstvena ili umjetnička područja u većem broju polja te interdisciplinarne studije kao autonomni i integrirani proces neposredno ili preko svojih fakulteta, umjetničkih akademija i odjela.

Sastavnice sveučilišta jesu fakulteti, umjetničke akademije, odjeli i instituti te druge sastavnice u skladu sa zakonom. Sveučilište i njegove sastavnice mogu izvoditi i stručne studije.

Fakultet je visoko učilište koje kao sastavnica sveučilišta ustrojava i izvodi sveučilišne studije te razvija znanstveni i stručni rad u jednome ili više znanstvenih i stručnih polja, a može izvoditi i stručne studije.

Umjetnička akademija jest visoko učilište koje kao sastavnica sveučilišta ustrojava i izvodi sveučilišne umjetničke studije te razvija vrhunsko stvaralaštvo i znanstvenoistraživačku djelatnost u području umjetnosti, a može izvoditi i stručne studije.

Sveučilišni odjel osniva se kao sastavnica sveučilišta koja sudjeluje u izvedbi studijskih programa te razvija znanstveni, umjetnički i stručni rad u jednome znanstvenom polju ili interdisciplinarnome znanstvenom području te sudjeluje u izvedbi studija.

Veleučilište i visoka škola jesu ustanove koje ustrojavaju i izvode stručne studije. Veleučilište je visoka škola koja izvodi barem tri različita studija iz barem tri različita polja i ne može imati visoke škole kao sastavnice. Visoke škole koje imaju dopusnicu Ministarstva znanosti, obrazovanja i mladih mogu iznimno provoditi i sveučilišni studij.

Stručni studij pruža studentima primjerenu razinu znanja i vještina koje omogućuju obavljanje stručnih zanimanja i osposobljava ih za neposredno uključivanje u radni proces. Stručni studiji provode se na visokoj školi ili veleučilištu, a mogu se provoditi i na sveučilištu.

Sveučilišni studij osposobljava studente za obavljanje poslova u znanosti i visokom obrazovanju, u poslovnom svijetu, javnom sektoru i društvu općenito te ih osposobljava za razvoj i primjenu znanstvenih i stručnih dostignuća.

Sveučilišno obrazovanje obuhvaća sljedeće tri razine: prijediplomski studij, diplomski studij i poslijediplomski studij.

Sveučilišni studiji ustrojavaju se i izvode na sveučilištu. Diplomski i poslijediplomski studiji mogu se izvoditi i u suradnji sa znanstvenim institutima.

Akademski godina počinje 1. listopada tekuće, a završava 30. rujna sljedeće kalendarske godine.

Interdisciplinarni studijski programi izvode se iz više različitih znanstvenih područja. U izvođenju studija surađuje više visokih učilišta ili znanstvenih instituta.

Sveučilišni specijalistički studij traje od jedne do dvije godine.

Doktorski studij može se upisati nakon završetka diplomskoga sveučilišnog studija i traje po pravilu tri godine.

Studijski programi klasificiraju se prema Pravilniku o znanstvenim i interdisciplinarnim područjima, poljima i granama te umjetničkom području, poljima i granama (NN, br. 3/24.).

University is an institution of higher education that establishes and conducts university and interdisciplinary studies in at least two areas of scientific or artistic activity in a number of fields, as an autonomous and integrated process, indirectly or through its faculties, art academies and departments.

University comprises the following: faculties, art academies, departments and institutes, and other units according to law. Professional courses can also be taught at universities and their units.

Faculty is an institution of higher education, a component part of a university, where university studies are organised and conducted, and where scientific and professional work in one or more scientific or professional fields are developed. Professional studies can also be conducted there.

Art academy is an institution of higher education, a component part of a university, where artistic studies are organised and conducted and where top artistic endeavours and scientific activity in the field of art are nourished. Professional studies can also be conducted there.

University department is a component part of a university, where university courses are taught and where scientific, artistic or professional work in a particular field of science or an interdisciplinary area is developed.

Polytechnic and school of professional higher education are institutions that establish and conduct professional courses. Polytechnic is a school of higher education that conducts at least three different courses in at least three different fields and cannot have schools of professional higher education as its component parts. Schools of higher education who are holders of the accreditation of the Ministry of Science, Education and Youth are exceptionally allowed to also perform university studies.

Professional study provides students with an adequate level of knowledge and skills that enable the performance of professional occupations and prepares them for direct entry into the labour market. Professional studies are conducted at schools of professional higher education or at polytechnics but can also be conducted at universities.

University study prepares students for performing work in science and higher education, in business, the public sector and society in general, as well as for developing and applying scientific and professional findings.

University education comprises the following three levels: undergraduate study, graduate study and postgraduate study.

University studies are organised and conducted at universities. Graduate and postgraduate studies may also be conducted in cooperation with scientific institutes.

Academic year starts on 1 October of a current year and ends on 30 September of the following calendar year.

Interdisciplinary study programmes are conducted in various scientific fields. These are conducted in cooperation with a number of institutions of higher education or scientific institutes.

University specialist study lasts for one to two years.

Doctoral study can be enrolled upon the completion of a graduate university study and lasts for three years.

Study programmes are classified according to the Ordinance on Scientific and Interdisciplinary Areas, Fields and Branches and Artistic Area, Fields and Branches (NN, No. 3/24.).

Studentski dom osigurava smještaj studentima visokih učilišta za vrijeme studija. Osim smještaja, studentima može biti osigurana i prehrana.

Zaposleni u studentskim domovima u tablicama su razvrstani prema stručnosti na sljedeći način: ravnatelj doma razvrstan je prema svom zvanju, a tajnik je razvrstan u administrativno osoblje.

Stručni odgojitelji jesu osobe koje su završile visoko učilište za obrazovanje nastavnika.

Stručno zdravstveno osoblje jesu osobe koje su završile srednju medicinsku školu ili medicinski studij na visokim učilištima.

Ostalo stručno osoblje jesu pedagog, psiholog, defektolog, socijalni radnik i drugi.

Ostalim osobljem smatraju se spremačice, kuharice, vozači i ostalo osoblje koje nije obuhvaćeno navedenim kategorijama.

Teritorijalni ustroj

Podaci po županijama prikazani su prema Zakonu o područjima županija, gradova i općina u Republici Hrvatskoj (NN, br. 86/06., 125/06., 16/07., 95/08., 46/10., 145/10., 37/13., 44/13., 45/13. i 110/15.) sa stanjem na dan 31. prosinca 2024.

KOMENTAR

I. DODIPLOMSKI, PRIJEDIPLOMSKI I DIPLOMSKI TE SVEUČILIŠNI INTEGRIRANI PRIJEDIPLOMSKI I DIPLOMSKI STUDIJI

U zimskom semestru ak. g. 2024./2025. na visoka učilišta Republike Hrvatske u sve godine studija bila su upisana ukupno 147 454 studenta. Studentica je bilo 86 145, što je iznosilo 58,4%.

Od ukupnog broja studenata, u sastavu sveučilišta bilo je upisano 85,1% studenata. Na Sveučilištu u Zagrebu bilo je upisano 39,8% studenata, na Sveučilištu u Splitu 12,0%, na Sveučilištu u Rijeci 9,4%, na Sveučilištu u Osijeku 9,3%, na Sveučilištu u Zadru 2,9%, na Sveučilištu Sjever, Koprivnica 2,8%, na Sveučilištu u Puli – Pola 2,1%, na Sveučilištu Algebra 1,6%, na Libertas međunarodnom sveučilištu, Zagreb 1,4%, na Sveučilištu u Slavonskom Brodu 1,2%, na Sveučilištu Vern 1,0% i na Hrvatskome katoličkom sveučilištu, Zagreb 0,9%, dok je na Sveučilištu u Dubrovniku bilo upisano 0,7% studenata. Izvan sveučilišta bilo je upisano 14,9% studenata.

U akademskoj godini 2024./2025. najveći broj studenata upisanih na stručni i sveučilišni studij bio je iz znanstvenih područja studija (92,0%), a slijede ga interdisciplinarna područja studija (5,8%) i umjetnička područja studija (2,2%). Prema znanstvenim područjima na koja se odnose studentski programi, najviše je zastupljeno područje društvenih znanosti (43,0%) i područje tehničkih znanosti (28,7%). Likovna umjetnost (22,8%), glazbena umjetnost (19,4%) i dizajn (18,3%) najzastupljenija su umjetnička područja studija.

Od ukupnog broja studenata upisanih na visoka učilišta u Republici Hrvatskoj, na fakultete ih je bilo upisano 83,3%, na veleučilišta 14,9%, na umjetničke akademije 1,7% i na visoke škole 0,1%.

Students' boarding homes are institutions that provide accommodation for students during their study. Besides accommodation, meals can be provided as well.

Persons in employment in students' boarding homes are classified according to professional attainment in the following way: a headmaster of a boarding home is classified according to his/her vocation, while a secretary is classified in administrative staff.

Professional educators are persons who graduated from a teachers' school of professional higher education.

Professional medical staff consists of persons who graduated from an upper secondary medical school or completed a medical study at institutions of higher education.

Other professional staff members are a pedagogue, psychologist, special education teacher, social worker and others.

Other staff members are cleaners, cooks, drivers and others not included in the stated categories.

Territorial constitution

Data by counties are shown according to the Act on the Territories of Counties, Towns and Municipalities in the Republic of Croatia (NN, Nos 86/06, 125/06, 16/07, 95/08, 46/10, 145/10, 37/13, 44/13, 45/13 and 110/15) with the situation as on 31 December 2024.

COMMENTARY

I UNDERGRADUATE UNIVERSITY STUDY, UNIVERSITY UNDERGRADUATE AND GRADUATE STUDY AND UNIVERSITY INTEGRATED UNDERGRADUATE AND GRADUATE STUDY

In the winter semester of the 2024/2025 academic year, the total of 147 454 students enrolled on institutions of higher education in the Republic of Croatia in all years of study. There were 86 145 female students, which was a share of 58.4%.

Out of the total number, 85.1% of students were enrolled on universities' constituents. In particular, 39.8% of students were enrolled on the University of Zagreb, 12.0% on the University of Split, 9.4% on the University of Rijeka, 9.3% on the University of Osijek, 2.9% on the University of Zadar, 2.8% on the University North, Koprivnica, 2.1% on the University of Pula – Pola, 1.6% on Algebra University, 1.4% on the Libertas International University, Zagreb, 1.2% on the University of Slavonski Brod, 1.0% on the Vern University, 0.9% at the Croatian Catholic University, Zagreb, and 0.7% on the University of Dubrovnik. There were 14.9% students enrolled outside of universities.

In the 2024/2025 academic year, the highest number of students enrolled on professional and university studies were in the scientific fields of study (92.0%), followed by the interdisciplinary fields of study (5.8%) and the artistic fields of study (2.2%). Regarding the scientific fields of study, the most frequently chosen were Social sciences (43.0%) and Engineering (28.7%). Visual arts (22.8%), Music arts (19.4%) and Design (18.3%) were the most frequently chosen artistic fields of study.

Out of the total number of students enrolled on institutions of higher education in the Republic of Croatia, 83.3% were enrolled on faculties, 14.9% on polytechnics, 1.7% on art academies and 0.1% on schools of professional higher education.

Na redoviti studij bilo je upisano 73,2% studenata, a na izvanredni studij 26,8%. Najviše redovitih studenata bilo je upisano na fakultete, 88,2% (10,5% na stručni studij, a 77,7% na sveučilišni studij), na veleučilišta (9,6%) i na umjetničke akademije (2,2%), dok je na visoke škole bilo upisano manje od 0,1% studenata.

U zimskom semestru ak. g. 2024./2025., od ukupnog broja studenata, 0,1% još je studiralo prema prebolonjskom programu. Prema bolonjskom programu studiralo je 99,9% studenata (na stručni kratki studij bilo je upisano manje od 0,1% studenata, na stručni prijediplomski studij 23,4% studenata, na stručni diplomski studij 5,6% studenata, na sveučilišni prijediplomski studij 35,5% studenata, na sveučilišni diplomski studij 17,7% studenata te na sveučilišni integrirani prijediplomski i diplomski studij 17,6% studenata).

Od ukupnog broja studenata na prvoj godini, studiralo je 53 447 studenata (36,3%), od kojih je 18,8% ponovno upisalo prvu godinu studija. U prvu godinu studija na dodiplomski sveučilišni studij bilo je upisano manje od 0,1% studenata, na stručni kratki studij bilo je upisano 0,2% studenata, na stručni prijediplomski studij 22,0%, na stručni diplomski studij 6,4%, na sveučilišni prijediplomski studij 37,8%, na sveučilišni diplomski studij 21,0% te na sveučilišni integrirani prijediplomski i diplomski studij 12,5%.

Prema prebivalištu, 95,1% studenata imalo je prebivalište u Republici Hrvatskoj, a 4,7% izvan nje. Prebivalište je bilo nepoznato za 0,2% studenata.

Prema državljanstvu, od ukupnog broja studenata, 97,2% bili su državljani Republike Hrvatske, a 2,8% studenata imalo je strano državljanstvo.

II. POSLIJEDIPLOMSKI STUDIJI

Studenti sveučilišnoga specijalističkog studija

U ak. g. 2024./2025. na sveučilišni specijalistički studij bio je upisan 2 201 student. U odnosu na ukupan broj studenata, bilo je upisano 1 485 žena (67,5%).

Od ukupnog broja studenata, na Sveučilištu u Zagrebu upisano ih je 73,3%, na Sveučilištu u Osijeku 11,2%, na Sveučilištu u Rijeci 9,9%, na Sveučilištu u Splitu 2,1%, na Libertas međunarodnom sveučilištu, Zagreb 1,2%, na Sveučilištu u Zadru 0,9%, na Sveučilištu Sjever, Koprivnica 0,6%, na Sveučilištu u Slavonskom Brodu 0,5%, a na Sveučilištu u Puli – Pola 0,3%.

Prema znanstvenim i interdisciplinarnim te umjetničkim područjima studija, najviše je zastupljeno područje društvenih znanosti (40,2%) te područje biomedicine i zdravstva (31,8%). Manje su zastupljena interdisciplinarna područja znanosti (12,8%), područje tehničkih znanosti (7,9%), područje humanističkih znanosti (3,0%), područje biotehničkih znanosti (1,9%), interdisciplinarno umjetničko područje (1,5%) i područje prirodnih znanosti (0,9%).

Promatrajući dobnu strukturu u petogodišnjim dobnim skupinama, najviše studenata bilo je u dobnj skupini 30 – 34 godine (27,5%), a najmanje u dobnj skupini do 24 godine (0,5%). U dobnj skupini 25 – 29 godina bilo je 21,2% studenata, u dobnj skupini 35 – 39 godina njih 18,1%, u dobnj skupini 40 – 44 godine 15,1%, u dobnj skupini 45 – 49 godina 8,9%, u dobnj skupini 50 – 54 godine 6,0%, a u dobnj skupini 55 i više godina bilo je 2,7% studenata.

There were 73.2% of full-time and 26.8% of part-time students enrolled. The most full-time students were enrolled at faculties, as many as 88.2% of them (10.5% on professional study and 77.7% on university study), 9.6% at polytechnics and 2.2% at art academies, whereas less than 0.1% of full-time students were enrolled at schools of professional higher education.

In the winter semester of the 2024/2025 academic year, 0.1% out of the total number of students still followed the pre-Bologna programme in their studies, while 99.9% followed the Bologna programme (less than 0.1% of students were enrolled on a short professional study, 23.4% on a professional undergraduate study, 5.6% on a professional graduate study, 35.5% on a university undergraduate study, 17.7% on a university graduate study and 17.6% of them on a university integrated undergraduate and graduate study).

Out of the total number of students, 53 447 (36.3%) of them enrolled on the first year, out of which 18.8% were repeaters. There were less than 0.1% of first-year students enrolled on undergraduate university study, 0.2% on short professional study, 22.0% on professional undergraduate study, 6.4% on professional graduate study, 37.8% on university undergraduate study, 21.0% on university graduate study and 12.5% on university integrated undergraduate and graduate study.

By country of usual residence, 95.1% of students were the residents of the Republic of Croatia and 4.7% were residents of other countries. The residence was unknown for 0.2% of students.

By citizenship, out of the total number of students, 97.2% of them were citizens of the Republic of Croatia and 2.8% were foreign citizens.

II POSTGRADUATE STUDY

Students on university specialist study

In the 2024/2025 academic year, 2 201 students were enrolled on university specialist studies. Out of the total number of students, 1 485 of them were women (67.5%).

Out of the total number of students, 73.3% were enrolled at the University of Zagreb, 11.2% at the University of Osijek, 9.9% at the University of Rijeka, 2.1% at the University of Split, 1.2% at the Libertas International University, Zagreb, 0.9% at the University of Zadar, 0.6% at the University North, Koprivnica, 0.5% at the University of Slavonski Brod, and 0.3% at the University of Pula – Pola.

Regarding the scientific, interdisciplinary and artistic fields of study, the most frequently chosen were Social sciences (40.2%) and Biomedicine and health (31.8%). Less represented were Interdisciplinary fields of science (12.8%), Engineering (7.9%), Humanities (3.0%), Biotechnical sciences (1.9%), the Interdisciplinary artistic field (1.5%), and Natural sciences (0.9%).

According to the five-year age groups, the highest number of students was classified in the 30 – 34 age group (27.5%) and the lowest in the under-24 age group (0.5%). There were 21.2% of students in the 25 – 29 age group, 18.1% in the 35 – 39 age group, 15.1% in the 40 – 44 age group, 8.9% in the 45 – 49 age group, 6.0% in the 50 – 54 age group and 2.7% in the 55-and-over age group.

Prema prebivalištu, 97,5% studenata imalo je prebivalište u Republici Hrvatskoj, a 2,5% izvan nje.

By place of usual residence, 97.5% of students were residents of the Republic of Croatia and 2.5% were residents of other countries.

Prema državljanstvu, od ukupnog broja studenata, 98,2% bili su državljani Republike Hrvatske, a 1,8% imalo je strano državljanstvo. Od hrvatskih državljana, 95,3% prethodno je završilo studij u Republici Hrvatskoj, a 4,7% izvan nje.

By citizenship, out of the total number of students, 98.2% were the citizens of the Republic of Croatia and 1.8% of foreign countries. Out of the total number of Croatian citizens, 95.3% had previously completed their studies in the Republic of Croatia and 4.7% in other countries.

Od ukupnog broja studenata, zaposlenih je bilo 98,5%, a nezaposlenih 1,5%. Od svih zaposlenih studenata, najveći je broj bio u području djelatnosti zdravstvene zaštite i socijalne skrbi (35,3%), u području javne uprave i obrane; obveznoga socijalnog osiguranja (19,7%), u području obrazovanja (10,5%), u području stručnih, znanstvenih i tehničkih djelatnosti (10,0%), u području finansijskih djelatnosti i djelatnosti osiguranja (5,8%), u području prerađivačke industrije (3,0%), u području trgovine na veliko i na malo; popravka motornih vozila i motocikla (2,7%), u području djelatnosti informacija i komunikacija (2,6%), u području ostalih uslužnih djelatnosti (1,9%) i u području opskrbe električnom energijom, plinom, parom i klimatizacije (1,7%), a u svim ostalim područjima djelatnosti bilo ih je 6,8%.

Out of the total number of students, 98.5% were employed and 1.5% were unemployed. Out of the total number of employed students, the highest number of them were employed in Human health and social work activities (35.3%), in Public administration and defence; compulsory social security (19.7%), in Education (10.5%), in Professional, scientific and technical activities (10.0%), in Financial and insurance activities (5.8%), in Manufacturing (3.0%), in Wholesale and retail trade; repair of motor vehicles and motorcycles (2.7%), in Information and communication (2.6%), in Other service activities (1.9%), and in Electricity, gas, steam and air conditioning supply (1.7%), while in all other activities they accounted for 6.8%.

Studij je osobno platilo 49,2% studenata, poslodavac je platio studij za 47,2% studenata, za 2,2% studenata studij je financiran iz državnog proračuna, a za 1,4% studenata način plaćanja studija bio je u kategoriji Ostalo.

A total of 49.2% of students paid for their studies themselves; employers covered the costs for 47.2% of students; the studies of 2.2% of students were funded from the State Budget, and for 1.4% of students the method of payment fell into the category Other.

Studenti doktorskog studija

Students on doctoral study

U ak. g. 2024./2025. doktorski studij upisalo je 4 946 doktoranada, a od toga 2 791 čine žene, što je iznosilo 56,4%.

In the 2024/2025 academic year, 4 946 students enrolled on doctoral studies, out of which 2 791 were women, which accounted for 56.4%.

Najviše doktoranada bilo je upisano na doktorski studij na Sveučilištu u Zagrebu, i to 58,6%, na Sveučilištu u Osijeku bilo ih je upisano 12,6%, na Sveučilištu u Rijeci 10,9%, na Sveučilištu u Splitu 8,1%, na Sveučilištu Sjever, Koprivnica 2,7%, na Sveučilištu u Zadru 2,4%, na Hrvatskome katoličkom sveučilištu 2,2%, na Sveučilištu u Dubrovniku 1,4%, na Sveučilištu u Slavonskom Brodu 0,8%, na Sveučilištu u Puli – Pola 0,2% te na Libertas međunarodnom sveučilištu, Zagreb 0,1%.

The highest number of doctoral candidates were enrolled at the University of Zagreb, 58.6%, followed by 12.6% enrolled at the University of Osijek, 10.9% at the University of Rijeka, 8.1% at the University of Split, 2.7% at the University North, Koprivnica, 2.4% at the University of Zadar, 2.2% at the Catholic University of Croatia, 1.4% at the University of Dubrovnik, 0.8% at the University of Slavonski Brod, 0.2% at the University of Pula – Pola and 0.1% at the Libertas International University, Zagreb.

Promatrajući dobnu strukturu u petogodišnjim dobnim skupinama, najviše je doktoranada u dobnj skupini 25 – 29 godina (32,4%), a najmanje u dobnj skupini do 24 godine (2,7%). U dobnj skupini 30 – 34 godine ima 23,6% doktoranada, u dobnj skupini 35 – 39 godina ima 15,3% doktoranada, u dobnj skupini 40 – 44 godine ima 10,9% doktoranada, u dobnj skupini 45 – 49 godina ima 7,8% doktoranada, u dobnj skupini 50 – 54 godine ima 4,3% doktoranada, a u dobnj skupini 55 i više godina ima ih 3,0%.

According to the five-year age groups, the highest number of all doctoral candidates were classified in the 25 – 29 age group (32.4%) and the lowest in the under-24 age group (2.7%). There were 23.6% of doctoral candidates in the 30 – 34 age group, 15.3% in the 35 – 39 age group, 10.9% in the 40 – 44 age group, 7.8% in the 45 – 49 age group, 4.3% in the 50 – 54 age group, and 3.0% in the 55-and-over age group.

Promatrajući znanstvena i interdisciplinarna te umjetnička područja studija, doktorski studij iz znanstvenih područja studija upisalo je 92,1% doktoranada, iz interdisciplinarnih područja znanosti i umjetnosti njih 7,6%, a iz umjetničkih područja studija 0,3%.

Regarding the scientific, interdisciplinary and artistic fields of study, 92.1% of doctoral candidates enrolled on doctoral studies in the scientific fields of study, 7.6% in the interdisciplinary fields of science and arts, and 0.3% in the artistic fields of study.

Promatrajući znanstvena područja na koja se odnose studiji, najviše doktoranada upisalo je doktorski studij iz područja društvenih znanosti (23,9%), slijedi područje tehničkih znanosti (23,1%), područje biomedicine i zdravstva (15,9%), područje prirodnih znanosti (14,1%), područje humanističkih znanosti (9,3%) te područje biotehničkih znanosti (5,8%).

According to the scientific fields of study, the highest number of doctoral candidates enrolled on doctoral studies in Social sciences (23.9%), followed by Engineering (23.1%), Biomedicine and health (15.9%), Natural sciences (14.1%), Humanities (9.3%), and Biotechnical sciences (5.8%).

Prema prebivalištu, 95,2% doktoranada ima prebivalište u Republici Hrvatskoj, a 4,8% izvan nje, od kojih su najzastupljeniji državljani Bosne i Hercegovine te Kosova, a uglavnom su upisali doktorski studij na Sveučilištu u Zagrebu. Prema državljanstvu, od ukupnog broja doktoranada, 97,7% jesu državljani Republike Hrvatske, a 3,3% ih ima strano državljanstvo. Od svih doktoranada hrvatskih državljana, 93,8% ih je prethodno završilo studij u Republici Hrvatskoj, a 6,2% izvan nje.

Zaposlenih je doktoranada 96,8%, a 3,2% ih je nezaposleno. Od svih zaposlenih doktoranada najviše ih je zaposleno u području obrazovanja, i to 39,9%. U području djelatnosti zdravstvene zaštite i socijalne skrbi zaposleno ih je 18,0%, u području stručnih, znanstvenih i tehničkih djelatnosti 14,8%, u području javne uprave i obrane, obveznoga socijalnog osiguranja 7,0%, u području informacija i komunikacija 3,3%, u području prerađivačke industrije 2,3%, u području umjetnosti, zabave i rekreacije 2,2% i u području ostalih uslužnih djelatnosti 2,0%, dok 7,3% zaposlenih pripada svim ostalim djelatnostima.

Od ukupnog broja doktoranada, 50,9% sami su platili doktorski studij. Za 39,4% doktoranada troškove studija platio je poslodavac, za 6,3% doktoranada studij je financiran iz državnog proračuna, a za 3,4% način plaćanja studija pripada kategoriji Ostalo.

III. STUDENTSKI DOMOVI

U ak. g. 2024./2025. radila su 24 studentska doma.

U studentskim domovima u ak. g. 2024./2025. bilo je smješteno 14 060 studenata, dok je broj studenata koji nisu primljeni zbog popunjenoga kapaciteta bio 5 121. Udio studentica korisnica studentskih domova bio je 63,7%.

U ak. g. 2024./2025. u studentskim domovima bilo je 607 zaposlenika. Udio žena bio je 68,0%.

By the country of usual residence, 95.2% of doctoral candidates were the residents of the Republic of Croatia and 4.8% were residents of other countries, among which the most represented were the residents of Bosnia and Herzegovina and Kosovo, who mostly enrolled on doctoral studies at the University of Zagreb. By citizenship, out of the total number of doctoral candidates, 97.7% of them were citizens of the Republic of Croatia, while 3.3% were foreign citizens. Out of the total number of doctoral candidates who were citizens of the Republic of Croatia, 93.8% had previously completed their studies in the Republic of Croatia and 6.2% in other countries.

Out of the total number of doctoral candidates, 96.8% of them were employed and 3.2% were unemployed. By activities, the highest number of doctoral candidates were employed in Education, as many as 39.9%, followed by those employed in Health and social welfare, 18.0%, in Professional, scientific and technical activities, 14.8%, in Public administration and defence; compulsory social security, 7.0%, in Information and communication, 3.3%, in Manufacturing, 2.3%, in Arts, entertainment and recreation, 2.2%, and in Other service activities, 2.0%, while 7.3% of employed doctoral candidates were employed in all other activities.

Out of the total number of doctoral candidates, 50.9% of them paid their doctoral study themselves, 39.4% were supported by their employer, for 6.3% of doctoral candidates their studies were funded from the State Budget and for 3.4% of them the method of payment belonged to the category Other.

III STUDENTS' BOARDING HOMES

In the 2024/2025 academic year, there were 24 active students' boarding homes.

In the 2024/2025 academic year, there were 14 060 students accommodated in students' boarding homes, while the number of students who were not admitted due to full capacity amounted to 5 121. The share of female students was 63.7%.

In the 2024/2025 academic year, 607 persons were employed in students' boarding homes. The share of women was 68.0%.

**I. DODIPLOMSKI, PRIJEDIPLOMSKI I DIPLOMSKI
TE SVEUČILIŠNI INTEGRIRANI PRIJEDIPLOMSKI
I DIPLOMSKI STUDIJ**

*UNDERGRADUATE UNIVERSITY STUDY, UNIVERSITY
UNDERGRADUATE AND GRADUATE STUDY AND UNIVERSITY
INTEGRATED UNDERGRADUATE AND GRADUATE STUDY*

1. UPISANI STUDENTI PREMA VISOKIM UČILIŠTIMA OD AK. G. 2020./2021. DO 2024./2025.
STUDENTS ENROLLED, BY INSTITUTIONS OF HIGHER EDUCATION, 2020/2021 – 2024/2025 ACADEMIC YEARS

	2020./2021.		2021./2022.		2022./2023.		2023./2024.		2024./2025.		
	ukupno Total	l. godina 1 st year	ukupno Total	l. godina 1 st year	ukupno Total	l. godina 1 st year	ukupno Total	l. godina 1 st year	ukupno Total	l. godina 1 st year	
Visoka učilišta	155 627	55 038	154 894	55 511	151 827	53 625	148 383	53 472	147 454	53 447	Institutions of higher education
Visoke škole	6 418	2 195	6 045	2 096	2 676	1 026	29	13	27	15	Schools of professional higher education
Visoko učilište Algebra – Visoka škola za primijenjeno računalstvo, Zagreb ¹⁾	1 446	590	1 553	686	1 831	782	-	-	-	-	Algebra University College for Applied Computer Engineering, Zagreb ¹⁾
Visoka škola menadžmenta i sigurnosti Securus, Pula – Pola ²⁾	23	-	-	-	-	-	-	-	-	-	College of Management and Security Securus, Pula – Pola ²⁾
Visoko gospodarsko učilište u Križevcima ³⁾	381	119	333	128	-	-	-	-	-	-	School of Professional Higher Education in Agriculture, Križevci ³⁾
Visoka škola Ivanić Grad, Ivanić Grad ⁴⁾	111	40	147	57	-	-	-	-	-	-	College Ivanić Grad, Ivanić Grad ⁴⁾
RIT Croatia, Dubrovnik ⁵⁾	811	205	766	172	790	222	-	-	-	-	RIT Croatia, Dubrovnik ⁵⁾
Zagrebačka škola ekonomije i menadžmenta, Zagreb ⁶⁾	465	154	644	259	-	-	-	-	-	-	Zagreb School of Economics and Management, Zagreb ⁶⁾
RRiF Visoka škola za financijski menadžment, Zagreb ⁷⁾	105	43	121	44	-	-	-	-	-	-	RRiF School of Professional Higher Education for Financial Management, Zagreb ⁷⁾
Visoka škola za informacijske tehnologije, Zagreb ⁸⁾	453	75	438	96	-	-	-	-	-	-	College of Information Technology, Zagreb ⁸⁾
Visoka škola za menadžment u turizmu i informatici, Virovitica ⁹⁾	372	168	-	-	-	-	-	-	-	-	School of Professional Higher Education for Management in Tourism and Informatics, Virovitica ⁹⁾
Visoka škola za menadžment i dizajn Aspira, Split ¹⁰⁾	635	274	601	206	-	-	-	-	-	-	College of Management and Design Aspira, Split ¹⁰⁾
Visoko učilište Effectus – Visoka škola za financije i pravo, Zagreb ¹¹⁾	437	135	386	92	-	-	-	-	-	-	Effectus, School of Professional Higher Education in Finances and Law, Zagreb ¹¹⁾
Visoka škola za inspeksijski i kadrovski menadžment u pomorstvu, Split ¹²⁾	80	17	67	15	-	-	-	-	-	-	College of Inspection and Personnel Maritime Management, Split ¹²⁾

1) Od 2023. Sveučilište Algebra, Zagreb

2) Od 2023. Veleučilište menadžmenta i sigurnosti Securus, Pula – Pola

3) Od 2022. Veleučilište u Križevcima

4) Od 2022. Veleučilište Ivanić-Grad

5) Od 2023. Veleučilište RIT Croatia, Dubrovnik

6) Od 2022. postaje veleučilište.

7) Od 2022. Veleučilište RRiF, Zagreb

8) Od 2022. VSITE – Veleučilište suvremenih informacijskih tehnologija, Zagreb

9) Od 2021. Veleučilište u Virovitici

10) Od 2022. Veleučilište Aspira, Split

11) Od 2022. Effectus veleučilište, Zagreb

12) Od 2022. Veleučilište Arca, Split

1) Since 2023, Algebra University College, Zagreb.

2) Since 2023, Securus University of Management and Security, Pula – Pola.

3) Since 2022, Križevci University of Applied Sciences.

4) Since 2022, Ivanić Grad University of Applied Sciences.

5) Since 2023, RIT Croatia, Dubrovnik.

6) In 2022, it became a polytechnic.

7) Since 2022, University of Applied Sciences RRiF, Zagreb.

8) Since 2022, VSITE – University of Applied Sciences in Information Technology, Zagreb.

9) Since 2021, Polytechnic in Virovitica.

10) Since 2022, Aspira University of Applied Sciences, Split.

11) Since 2022, Effectus University of Applied Sciences.

12) Since 2022, Arca University of Applied Sciences, Split.

1. UPISANI STUDENTI PREMA VISOKIM UČILIŠTIMA OD AK. G. 2020./2021. DO 2024./2025.
STUDENTS ENROLLED, BY INSTITUTIONS OF HIGHER EDUCATION, 2020/2021 – 2024/2025 ACADEMIC YEARS

 (nastavak)
 (continued)

	2020./2021.		2021./2022.		2022./2023.		2023./2024.		2024./2025.		
	ukupno Total	1. godina 1 st year	ukupno Total	1. godina 1 st year	ukupno Total	1. godina 1 st year	ukupno Total	1. godina 1 st year	ukupno Total	1. godina 1 st year	
Visoka poslovna škola Par, Rijeka ¹³⁾	120	58	115	58	-	-	-	-	-	-	<i>Business School Par, Rijeka¹³⁾</i>
Edward Bernays Visoka škola za komunikacijski menadžment, Zagreb ¹⁴⁾	338	145	379	128	-	-	-	-	-	-	<i>Edward Bernays College of Communication Management, Zagreb¹⁴⁾</i>
Europska poslovna škola, Zagreb	200	20	82	1	-	-	-	-	-	-	<i>European Business School, Zagreb</i>
Visoka policijska škola, Zagreb ¹⁵⁾	395	133	364	140	-	-	-	-	-	-	<i>Police Academy, Zagreb¹⁵⁾</i>
Adventističko teološko visoko učilište, Maruševec	16	5	17	5	21	10	29	13	27	15	<i>Adriatic Union College, Maruševec</i>
Visoko evanđeosko teološko učilište, Osijek ¹⁶⁾	30	14	32	9	34	12	-	-	-	-	<i>Evangelical Theological Seminary, Osijek¹⁶⁾</i>
Veleučilišta	20 196	6 943	20 191	6 648	21 962	7 425	21 643	7 354	21 959	7 470	<i>Polytechnics</i>
Veleučilište u Bjelovaru	812	279	803	257	749	227	704	178	771	280	<i>Bjelovar University of Applied Sciences</i>
Međimursko veleučilište u Čakovcu	681	204	587	174	542	159	470	156	431	146	<i>Polytechnic of Međimurje in Čakovec</i>
Veleučilište Nikola Tesla u Gospiću	235	71	214	68	198	59	171	62	190	81	<i>Polytechnic Nikola Tesla in Gospić</i>
Veleučilište Ivanić-Grad	-	-	-	-	166	68	219	105	294	130	<i>Ivanić Grad University of Applied Sciences</i>
Veleučilište u Karlovcu	2 013	412	1 688	339	1 434	285	1 252	280	1 106	268	<i>Polytechnic in Karlovac</i>
Veleučilište Marko Marulić u Kninu	288	139	296	115	273	103	224	85	171	50	<i>Polytechnic Marko Marulić in Knin</i>
Veleučilište menadžmenta i sigurnosti Securus, Pula – Pola	-	-	-	-	-	-	16	16	16	-	<i>Securus University of Management and Security, Pula – Pola</i>
Veleučilište Hrvatsko zagorje u Krapini	232	94	285	95	314	110	285	79	284	64	<i>Polytechnic Hrvatsko Zagorje in Krapina</i>
Veleučilište u Križevcima	-	-	-	-	337	118	291	67	262	70	<i>Križevci University of Applied Sciences</i>
Veleučilište u Požezi	805	223	764	207	-	-	-	-	-	-	<i>Polytechnic in Požega</i>
Istarsko veleučilište u Puli – Pola	84	30	72	27	74	22	95	48	95	31	<i>Istrian University of Applied Sciences in Pula – Pola</i>
Veleučilište Par, Rijeka	-	-	-	-	123	66	96	37	146	46	<i>Par University of Applied Sciences, Rijeka</i>
Veleučilište u Rijeci	1 628	541	1 542	513	1 368	479	1 187	399	1 120	412	<i>Polytechnic in Rijeka</i>
Veleučilište studija sigurnosti, Zagreb	-	-	-	-	-	-	131	46	89	-	<i>University of Applied Sciences in Security and Safety, Zagreb</i>
Veleučilište Arca, Split	-	-	-	-	52	22	50	10	59	25	<i>University College Arca, Split</i>
Veleučilište Aspira, Split	-	-	-	-	727	295	786	262	786	253	<i>Aspira University of Applied Sciences, Split</i>

13) Od 2022. Veleučilište Par, Rijeka

14) Od 2022. Veleučilište Edward Bernays, Zagreb

15) Od 2022. Veleučilište kriminalistike i javne sigurnosti, Zagreb

16) Od 2023. postaje veleučilište.

13) Since 2022, Par University of Applied Sciences, Rijeka.

14) Since 2022, Edward Bernays University of Applied Sciences, Zagreb.

15) Since 2022, University of Applied Sciences in Criminal Investigation and Public Security, Zagreb.

16) In 2023, it became a polytechnic.

1. UPISANI STUDENTI PREMA VISOKIM UČILIŠTIMA OD AK. G. 2020./2021. DO 2024./2025.
STUDENTS ENROLLED, BY INSTITUTIONS OF HIGHER EDUCATION, 2020/2021 – 2024/2025 ACADEMIC YEARS

 (nastavak)
 (continued)

	2020./2021.		2021./2022.		2022./2023.		2023./2024.		2024./2025.		
	ukupno Total	1. godina 1 st year	ukupno Total	1. godina 1 st year	ukupno Total	1. godina 1 st year	ukupno Total	1. godina 1 st year	ukupno Total	1. godina 1 st year	
Veleučilište u Šibeniku	712	307	645	286	568	231	563	297	620	294	<i>Polytechnic in Šibenik</i>
Veleučilište u Velikoj Gorici	1 026	579	1 695	480	1 159	371	678	173	1 060	326	<i>Polytechnic in Velika Gorica</i>
Veleučilište u Virovitici	-	-	348	152	328	137	296	142	267	123	<i>Polytechnic in Virovitica</i>
Veleučilište Lavoslav Ružička u Vukovaru	903	334	922	335	921	304	884	283	848	260	<i>Polytechnic Lavoslav Ružička in Vukovar</i>
Veleučilište Edward Bernays, Zagreb	-	-	-	-	335	132	349	155	326	119	<i>Edward Bernays University of Applied Sciences, Zagreb</i>
Veleučilište Effectus, Zagreb	-	-	-	-	386	98	341	58	308	88	<i>Effectus University of Applied Sciences, Zagreb</i>
Veleučilište kriminalistike i javne sigurnosti, Zagreb	-	-	-	-	368	157	390	156	444	190	<i>University of Applied Sciences in Criminal Investigation and Public Security, Zagreb</i>
RIT Croatia, Dubrovnik	-	-	-	-	-	-	887	254	816	225	<i>RIT Croatia, Dubrovnik</i>
Veleučilište RRiF, Zagreb	-	-	-	-	120	53	78	1	34	-	<i>University of Applied Sciences RRiF, Zagreb</i>
VSITE – Veleučilište suvremenih informacijskih tehnologija, Zagreb	-	-	-	-	428	63	341	46	307	26	<i>VSITE – University of Applied Sciences in Information Technology, Zagreb</i>
Tehničko veleučilište u Zagrebu	4 332	1 780	4 201	1 629	4 394	1 808	4 575	1 862	4 738	1 913	<i>Technical Polytechnic in Zagreb</i>
Zagrebačka škola ekonomije i menadžmenta, Zagreb	-	-	-	-	742	300	725	268	663	250	<i>Zagreb School of Economics and Management, Zagreb</i>
Zdravstveno veleučilište u Zagrebu	4 270	1 221	4 202	1 353	4 193	1 262	4 052	1 312	4 040	1 301	<i>University of Applied Health Studies in Zagreb</i>
Poslovno veleučilište Zagreb	349	103	295	93	231	75	199	64	190	77	<i>Zagreb School of Business, Zagreb</i>
Veleučilište Baltazar, Zaprešić	1 826	626	1 632	525	1 432	421	1 281	443	1 449	409	<i>University of Applied Sciences Baltazar, Zaprešić</i>
Visoko evanđeosko teološko učilište, Osijek	-	-	-	-	-	-	27	10	29	13	<i>Evangelical Theological Seminary, Osijek</i>
Fakulteti	126 324	45 003	125 910	45 866	124 403	44 315	124 013	45 238	122 836	45 078	<i>Faculties</i>
Stručni studij	20 078	7 036	19 598	7 022	19 942	7 162	21 167	7 896	20 945	7 805	<i>Professional study</i>
Građevinski i arhitektonski fakultet, Osijek	296	140	302	127	335	160	322	135	347	171	<i>Faculty of Civil Engineering and Architecture, Osijek</i>
Građevinski fakultet, Rijeka	337	168	347	164	363	154	351	123	367	159	<i>Faculty of Civil Engineering, Rijeka</i>
Fakultet građevinarstva, arhitekture i geodezije, Split	132	56	135	63	134	62	137	61	152	66	<i>Faculty of Civil Engineering, Architecture and Geodesy, Split</i>
Tehnički fakultet, Rijeka	188	-	133	-	96	-	56	-	46	9	<i>Faculty of Engineering, Rijeka</i>
Fakultet elektrotehnike, strojarstva i brodogradnje, Split	507	243	440	191	396	180	371	152	389	169	<i>Faculty of Electrical Engineering, Mechanical Engineering and Naval Architecture, Split</i>
Fakultet elektrotehnike, računarstva i informacijskih tehnologija, Osijek	416	148	455	178	452	172	470	220	483	222	<i>Engineering, Computer Science and Information Technology, Osijek</i>
Metalurški fakultet, Sisak	9	3	8	3	7	6	9	4	14	10	<i>Faculty of Metallurgy, Sisak</i>
Kemijsko-tehnoški fakultet, Split	18	1	9	-	3	-	-	-	-	-	<i>Faculty of Chemistry and Technology, Split</i>

1. UPISANI STUDENTI PREMA VISOKIM UČILIŠTIMA OD AK. G. 2020./2021. DO 2024./2025.
STUDENTS ENROLLED, BY INSTITUTIONS OF HIGHER EDUCATION, 2020/2021 – 2024/2025 ACADEMIC YEARS

 (nastavak)
 (continued)

	2020./2021.		2021./2022.		2022./2023.		2023./2024.		2024./2025.		
	ukupno Total	1. godina 1st year	ukupno Total	1. godina 1st year	ukupno Total	1. godina 1st year	ukupno Total	1. godina 1st year	ukupno Total	1. godina 1st year	
Tekstilno-tehnološki fakultet, Zagreb – studijska jedinica Varaždin	23	12	13	5	11	3	13	7	12	5	Faculty of Textile Technology, Zagreb – Department in Varaždin
Fakultet dentalne medicine, Rijeka	-	-	-	-	-	-	-	-	15	15	Faculty of Dental Medicine, Rijeka
Fakultet zdravstvenih studija, Rijeka	604	178	574	180	532	119	406	58	292	56	Faculty of Health Studies, Rijeka
Fakultet agrobiotehničkih znanosti, Osijek	12	2	6	-	83	31	38	1	23	-	Faculty of Agrobiotechnical Sciences, Osijek
Fakultet agrobiotehničkih znanosti, Osijek – stručni studij poljoprivrede u Vinkovcima	45	12	22	-	16	-	7	-	2	-	Faculty of Agrobiotechnical Sciences, Osijek – Professional Study in Agriculture, Vinkovci
Fakultet šumarstva i drvne tehnologije, Zagreb	84	63	93	61	83	43	65	32	53	28	Faculty of Forestry and Wood Technology, Zagreb
Ekonomski fakultet, Osijek	113	-	37	-	17	-	12	-	9	-	Faculty of Economics and Business, Osijek
Ekonomski fakultet, Split	769	269	621	276	826	409	768	351	765	325	Faculty of Economics, Business and Tourism, Split
Ekonomski fakultet, Zagreb	2 427	1 001	2 745	936	3 024	1 138	3 167	1 197	3 303	1 208	Faculty of Economics and Business, Zagreb
Fakultet za menadžment u turizmu i ugostiteljstvu, Opatija	-	-	-	-	-	-	-	-	5	-	Faculty of Tourism and Hospitality Management, Opatija
Fakultet turizma i ruralnog razvoja u Požezi	-	-	-	-	591	91	449	52	324	53	Faculty of Tourism and Rural Development, Požega
Fakultet organizacije i informatike, Varaždin	774	234	674	202	665	274	683	293	700	293	Faculty of Organisation and Informatics, Varaždin
Pravni fakultet, Osijek	318	105	497	153	421	181	399	158	442	165	Faculty of Law, Osijek
Pravni fakultet, Rijeka	391	85	367	140	303	59	268	88	235	44	Faculty of Law, Rijeka
Pravni fakultet, Split	844	253	757	217	667	179	606	159	588	163	Faculty of Law, Split
Pravni fakultet, Zagreb	1 189	451	1 034	381	920	318	800	320	715	285	Faculty of Law, Zagreb
Kineziološki fakultet, Split	464	167	453	155	394	100	361	149	386	171	Faculty of Kinesiology, Split
Kineziološki fakultet, Zagreb	1 155	236	1 169	273	1 153	220	1 171	276	1 145	235	Faculty of Kinesiology, Zagreb
Sveučilište u Dubrovniku	275	111	308	118	282	93	268	109	237	71	University of Dubrovnik
Sveučilište Algebra, Zagreb ¹⁷⁾	-	-	-	-	-	-	2 108	1 051	2 156	968	Algebra University, Zagreb ¹⁷⁾
Sveučilište u Puli – Pola	469	116	404	129	346	111	274	67	208	58	University of Pula – Pola
Sveučilište u Slavonskom Brodu	911	341	848	324	677	222	604	232	503	198	University of Slavonki Brod
Sveučilište u Splitu – Sveučilišni odjel za stručne studije	2 120	843	2 178	903	2 141	855	2 095	779	2 084	847	University of Split – University Department of Professional Studies
Sveučilište Vern	1 250	308	1 078	311	1 219	377	1 197	351	1 284	363	Vern University
Sveučilište u Zadru	85	47	90	47	106	55	117	46	127	45	University of Zadar
Sveučilište Sjever, Koprivnica	2 741	1 158	2 760	1 173	2 757	1 186	2 670	1 119	2 625	1 093	University North, Koprivnica
Libertas međunarodno sveučilište, Zagreb	1 095	285	1 033	312	922	364	905	306	909	310	Libertas International University, Zagreb
Katolički bogoslovni fakultet, Zagreb – Institut za teološku kulturu	17	-	8	-	-	-	-	-	-	-	Catholic Theological Faculty, Zagreb – Institute for Theological Culture

17) Do 2023. Visoko učilište Algebra – Visoka škola za primijenjeno računarstvo, Zagreb

17) Until 2023, Algebra University College for Applied Computer Engineering, Zagreb.

1. UPISANI STUDENTI PREMA VISOKIM UČILIŠTIMA OD AK. G. 2020./2021. DO 2024./2025.
STUDENTS ENROLLED, BY INSTITUTIONS OF HIGHER EDUCATION, 2020/2021 – 2024/2025 ACADEMIC YEARS

 (nastavak)
 (continued)

	2020./2021.		2021./2022.		2022./2023.		2023./2024.		2024./2025.		
	ukupno Total	1. godina 1 st year	ukupno Total	1. godina 1 st year	ukupno Total	1. godina 1 st year	ukupno Total	1. godina 1 st year	ukupno Total	1. godina 1 st year	
Sveučilišni studij	106 246	37 967	106 312	38 844	104 461	37 153	102 846	37 342	101 891	37 273	University study
Prirodoslovno-matematički fakultet, Split	906	402	971	409	1 013	421	1 054	431	1 079	420	Faculty of Science, Split
Prirodoslovno-matematički fakultet, Zagreb	3 734	1 331	3 511	1 286	3 316	1 197	3 252	1 274	3 206	1 193	Faculty of Science, Zagreb
Fakultet primijenjene matematike i informatike, Osijek ¹⁸⁾	484	129	461	132	482	143	465	143	454	140	School of Applied Mathematics and Informatics, Osijek ¹⁸⁾
Fakultet za matematiku Sveučilišta u Rijeci	180	61	166	54	154	52	149	50	137	57	Faculty of Mathematics of University of Rijeka
Odjel za fiziku Sveučilišta u Osijeku	93	45	79	17	82	26	78	30	56	22	Department of Physics of University of Osijek
Fakultet za fiziku Sveučilišta u Rijeci	128	43	113	34	102	27	94	31	80	28	Faculty of Physics of University of Rijeka
Odjel za kemiju Sveučilišta u Osijeku	164	57	167	68	156	51	145	42	123	39	Department of Chemistry of University of Osijek
Odjel za biologiju Sveučilišta u Osijeku	282	110	266	102	255	90	254	102	224	79	Department of Biology of University of Osijek
Arhitektonski fakultet, Zagreb	1 000	458	1 007	424	1 056	422	1 027	442	1 053	490	Faculty of Architecture, Zagreb
Građevinski i arhitektonski fakultet, Osijek	760	275	757	248	786	245	780	260	765	267	Faculty of Civil Engineering and Architecture, Osijek
Građevinski fakultet, Rijeka	409	201	417	203	424	216	428	201	442	229	Faculty of Civil Engineering, Rijeka
Građevinski fakultet, Zagreb	1 224	627	1 289	624	1 295	560	1 352	577	1 387	586	Faculty of Civil Engineering, Zagreb
Fakultet građevinarstva, arhitekture i geodezije, Split	844	315	877	362	904	342	912	321	951	330	Faculty of Civil Engineering, Architecture and Geodesy, Split
Geodetski fakultet, Zagreb	525	205	509	184	537	223	594	224	624	268	Faculty of Geodesy, Zagreb
Geotehnički fakultet, Varaždin	195	87	161	68	123	53	102	33	84	38	Faculty of Geotechnical Engineering, Varaždin
Grafički fakultet, Zagreb	653	308	742	313	810	344	882	374	955	367	Faculty of Graphic Arts, Zagreb
Fakultet strojarstva i brodogradnje, Zagreb	2 445	990	2 534	924	2 539	1 173	2 566	1 122	2 616	1 238	Faculty of Mechanical Engineering and Naval Architecture, Zagreb
Tehnički fakultet, Rijeka	1 656	501	1 555	497	1 454	444	1 353	399	1 220	377	Faculty of Engineering, Rijeka
Fakultet elektrotehnike, strojarstva i brodogradnje, Split	1 774	847	1 741	849	1 719	904	1 782	831	1 799	808	Faculty of Electrical Engineering, Mechanical Engineering and Naval Architecture, Split
Fakultet elektrotehnike, računarstva i informacijskih tehnologija, Osijek	1 275	512	1 253	497	1 277	571	1 244	549	1 319	537	Faculty of Electrical Engineering, Computer Science and Information Technology, Osijek
Fakultet elektrotehnike i računarstva, Zagreb	3 589	1 664	3 699	1 775	3 704	1 848	3 820	1 852	3 942	1 863	Faculty of Electrical Engineering and Computing, Zagreb
Fakultet prometnih znanosti, Zagreb	1 601	742	1 603	758	1 511	773	1 461	745	1 464	747	Faculty of Transport and Traffic Engineering, Zagreb
Rudarsko-geološko-naftni fakultet, Zagreb	609	213	604	275	568	292	525	225	494	255	Faculty of Mining, Geology and Petroleum Engineering, Zagreb
Metalurški fakultet, Sisak	133	69	124	50	135	73	142	71	150	64	Faculty of Metallurgy, Sisak

18) Do 2023. Odjel za matematiku Sveučilišta u Osijeku

18) Until 2023, Department of Mathematics of the University of Osijek.

1. UPISANI STUDENTI PREMA VISOKIM UČILIŠTIMA OD AK. G. 2020./2021. DO 2024./2025.
STUDENTS ENROLLED, BY INSTITUTIONS OF HIGHER EDUCATION, 2020/2021 – 2024/2025 ACADEMIC YEARS

 (nastavak)
 (continued)

	2020./2021.		2021./2022.		2022./2023.		2023./2024.		2024./2025.		
	ukupno Total	1. godina 1 st year	ukupno Total	1. godina 1 st year	ukupno Total	1. godina 1 st year	ukupno Total	1. godina 1 st year	ukupno Total	1. godina 1 st year	
Kemijsko-tehnološki fakultet, Split	523	262	493	235	442	212	392	180	362	156	Faculty of Chemistry and Technology, Split
Fakultet kemijskog inženjerstva i tehnologije, Zagreb	1 094	594	1 100	578	1 096	473	1 098	522	1 076	514	Faculty of Chemical Engineering and Technology, Zagreb
Tekstilno-tehnološki fakultet, Zagreb	537	225	511	220	437	192	431	161	434	184	Faculty of Textile Technology, Zagreb
Pomorski fakultet, Rijeka	1 743	535	1 639	507	1 491	445	1 387	440	1 310	415	Faculty of Maritime Studies, Rijeka
Pomorski fakultet, Split	1 383	521	1 365	519	1 264	477	1 178	463	1 105	446	Faculty of Maritime Studies, Split
Sveučilište u Zagrebu	460	161	437	163	390	147	328	99	297	117	University of Zagreb
Medicinski fakultet, Osijek	609	139	653	197	648	160	715	197	752	193	Faculty of Medicine, Osijek
Medicinski fakultet, Rijeka	1 092	248	1 175	291	1 253	290	1 311	304	1 335	299	Faculty of Medicine, Rijeka
Medicinski fakultet, Split	1 189	221	1 203	233	1 211	237	1 223	257	1 242	251	Faculty of Medicine, Split
Medicinski fakultet, Zagreb	2 325	428	2 285	450	2 268	476	2 267	544	2 207	476	Faculty of Medicine, Zagreb
Fakultet za dentalnu medicinu i zdravstvo, Osijek	1 225	430	1 196	417	1 103	392	1 081	393	1 090	405	Faculty of Dental Medicine and Health, Osijek
Fakultet dentalne medicine, Rijeka	213	62	231	51	254	46	272	64	267	51	Faculty of Dental Medicine, Rijeka
Fakultet zdravstvenih studija, Rijeka	268	98	260	102	322	169	474	243	579	222	Faculty of Health Studies, Rijeka
Sveučilišni odjel zdravstvenih studija, Split	551	180	666	266	735	248	739	217	783	232	University Department for Health Studies, Split
Stomatološki fakultet, Zagreb	620	120	612	112	643	128	654	144	650	143	Faculty of Dental Medicine, Zagreb
Farmaceutsko-biokemijski fakultet, Zagreb	1 029	209	1 026	217	1 012	230	1 029	202	1 036	212	Faculty of Pharmacy and Biochemistry, Zagreb
Fakultet biotehnologije i razvoja lijekova, Rijeka ¹⁹⁾	252	93	254	98	252	82	267	105	273	106	Faculty of Biotechnology and Drug Development, Rijeka ¹⁹⁾
Veterinarski fakultet, Zagreb	977	193	986	213	1 013	213	1 050	221	1 058	203	Faculty of Veterinary Medicine, Zagreb
Prehrambeno-tehnološki fakultet, Osijek	706	217	654	194	581	146	502	150	396	129	Faculty of Food Technology, Osijek
Prehrambeno-biotehnološki fakultet, Zagreb	1 086	428	1 087	416	1 046	413	1 012	390	1 027	373	Faculty of Food Technology and Biotechnology, Zagreb
Fakultet agrobiotehničkih znanosti, Osijek	1 050	422	1 008	327	912	316	751	259	676	233	Faculty of Agrobiotechnical Sciences, Osijek
Fakultet turizma i ruralnog razvoja u Požegi	-	-	-	-	29	29	41	29	49	25	Faculty of Tourism and Rural Development, Požega
Agronomski fakultet, Zagreb	1 754	830	1 688	936	1 573	833	1 468	740	1 374	631	Faculty of Agriculture, Zagreb
Sveučilišni odjel za studije mora, Split	148	43	151	42	152	58	152	60	140	40	University Department for Maritime Studies, Split
Fakultet šumarstva i drvne tehnologije, Zagreb	692	386	737	436	679	386	647	373	648	395	Faculty of Forestry and Wood Technology, Zagreb
Ekonomski fakultet, Osijek	1 858	714	1 831	676	1 643	570	1 507	557	1 409	541	Faculty of Economics and Business, Osijek
Ekonomski fakultet, Rijeka	2 043	783	2 127	819	2 078	728	2 119	714	1 994	702	Faculty of Economics and Business, Rijeka
Ekonomski fakultet, Split	1 439	527	1 246	571	1 507	725	1 620	747	1 658	793	Faculty of Economics, Business and Tourism, Split

19) Do 2023. Odjel za biotehnologiju Sveučilišta u Rijeci

19) Until 2023, Department of Biotechnology of the International University of Rijeka.

1. UPISANI STUDENTI PREMA VISOKIM UČILIŠTIMA OD AK. G. 2020./2021. DO 2024./2025.
STUDENTS ENROLLED, BY INSTITUTIONS OF HIGHER EDUCATION, 2020/2021 – 2024/2025 ACADEMIC YEARS

 (nastavak)
 (continued)

	2020./2021.		2021./2022.		2022./2023.		2023./2024.		2024./2025.		
	ukupno Total	1. godina 1 st year	ukupno Total	1. godina 1 st year	ukupno Total	1. godina 1 st year	ukupno Total	1. godina 1 st year	ukupno Total	1. godina 1 st year	
Ekonomski fakultet, Zagreb	6 531	2 476	6 872	2 355	6 711	2 292	6 680	2 287	6 834	2 321	<i>Faculty of Economics and Business, Zagreb</i>
Fakultet za menadžment u turizmu i ugostiteljstvu, Opatija	1 321	523	1 288	509	1 272	535	1 250	530	1 212	522	<i>Faculty of Tourism and Hospitality Management, Opatija</i>
Fakultet za menadžment u turizmu i ugostiteljstvu, Opatija – centar Zabok	709	149	649	103	618	104	546	87	492	83	<i>Faculty of Tourism and Hospitality Management, Opatija – Department in Zabok</i>
Fakultet organizacije i informatike, Varaždin	1 749	826	1 810	820	1 786	846	1 827	875	1 745	805	<i>Faculty of Organization and Informatics, Varaždin</i>
Fakultet informatike i digitalnih tehnologija, Rijeka	380	121	390	121	424	135	421	150	423	145	<i>Faculty of Informatics and Digital Technologies, Rijeka</i>
Pravni fakultet, Osijek	1 505	335	1 470	302	1 387	309	1 288	268	1 329	326	<i>Faculty of Law, Osijek</i>
Pravni fakultet, Rijeka	968	248	962	223	937	239	933	250	928	259	<i>Faculty of Law, Rijeka</i>
Pravni fakultet, Split	1 509	245	1 340	225	1 242	183	1 209	185	1 202	231	<i>Faculty of Law, Split</i>
Pravni fakultet, Zagreb	4 860	1 526	4 732	1 548	4 386	1 413	4 254	1 629	4 082	1 677	<i>Faculty of Law, Zagreb</i>
Fakultet političkih znanosti, Zagreb	1 293	582	1 282	555	1 271	559	1 283	595	1 300	564	<i>Faculty of Political Sciences, Zagreb</i>
Kineziološki fakultet, Split	379	155	376	143	381	145	388	160	389	164	<i>Faculty of Kinesiology, Split</i>
Kineziološki fakultet, Zagreb	1 297	349	1 326	376	1 334	373	1 342	399	1 377	403	<i>Faculty of Kinesiology, Zagreb</i>
Kineziološki fakultet, Osijek	233	108	318	146	365	157	384	170	403	183	<i>Faculty of Kinesiology, Osijek</i>
Fakultet za odgojne i obrazovne znanosti, Osijek	814	237	872	288	953	350	1 025	351	1 096	381	<i>Faculty of Educational Sciences, Osijek</i>
Učiteljski fakultet, Rijeka	519	186	570	190	566	171	543	143	536	171	<i>Faculty of Teacher Education, Rijeka</i>
Učiteljski fakultet, Zagreb	1 757	550	1 738	487	1 724	512	1 765	479	1 639	440	<i>Faculty of Teacher Education, Zagreb</i>
Učiteljski fakultet, Zagreb – centar u Čakovcu	537	149	556	138	535	169	509	149	571	196	<i>Faculty of Teacher Education, Zagreb – Department in Čakovec</i>
Učiteljski fakultet, Zagreb – centar u Petrinji	535	163	552	169	560	165	530	164	506	206	<i>Faculty of Teacher Education, Zagreb – Department in Petrinja</i>
Edukacijsko-rehabilitacijski fakultet, Zagreb	945	381	964	314	943	347	956	355	940	337	<i>Faculty of Education and Rehabilitation Sciences, Zagreb</i>
Filozofski fakultet, Osijek	1 237	480	1 253	478	1 212	430	1 185	413	1 124	405	<i>Faculty of Humanities and Social Sciences, Osijek</i>
Filozofski fakultet, Rijeka	1 278	419	1 211	405	1 223	400	1 198	383	1 144	380	<i>Faculty of Humanities and Social Sciences, Rijeka</i>
Filozofski fakultet, Split	1 345	454	1 367	496	1 408	493	1 534	546	1 538	546	<i>Faculty of Humanities and Social Sciences, Split</i>
Filozofski fakultet, Zagreb	6 148	1 760	6 116	1 761	5 963	1 546	5 388	1 591	5 262	1 688	<i>Faculty of Humanities and Social Sciences, Zagreb</i>
Fakultet hrvatskih studija, Zagreb	1 302	543	1 330	542	1 329	505	1 241	500	1 193	477	<i>Faculty of Croatian Studies, Zagreb</i>
Sveučilišni odjel za forenzične znanosti, Split	154	72	270	162	338	144	359	110	378	154	<i>University Department of Forensic Sciences, Split</i>
Sveučilište Algebra, Zagreb	-	-	-	-	-	-	-	-	156	154	<i>Algebra University, Zagreb</i>
Sveučilište u Dubrovniku	1 170	471	1 079	391	987	337	895	332	860	338	<i>University of Dubrovnik</i>
Sveučilište u Puli – Pola	2 816	1 043	2 944	1 111	2 828	1 015	2 774	1 041	2 848	1 063	<i>University of Pula – Pola</i>
Sveučilište u Rijeci	147	56	150	64	174	58	184	72	194	79	<i>University of Rijeka</i>
Sveučilište u Slavonskom Brodu	1 303	486	1 293	426	1 344	448	1 310	413	1 226	393	<i>University of Slavonski Brod</i>
Sveučilište u Splitu	163	82	202	62	249	76	244	71	155	57	<i>University of Split</i>
Sveučilište Vern	36	25	58	36	98	50	143	61	176	69	<i>Vern University</i>
Sveučilište u Zadru	4 881	1 764	4 836	2 660	4 577	1 526	4 356	1 427	4 123	1 396	<i>University of Zadar</i>
Sveučilište Sjever, Koprivnica	1 432	669	1 501	624	1 553	670	1 485	607	1 495	638	<i>University North, Koprivnica</i>

1. UPISANI STUDENTI PREMA VISOKIM UČILIŠTIMA OD AK. G. 2020./2021. DO 2024./2025.
STUDENTS ENROLLED, BY INSTITUTIONS OF HIGHER EDUCATION, 2020/2021 – 2024/2025 ACADEMIC YEARS

 (nastavak)
 (continued)

	2020./2021.		2021./2022.		2022./2023.		2023./2024.		2024./2025.		
	ukupno Total	l. godina 1 st year	ukupno Total	l. godina 1 st year	ukupno Total	l. godina 1 st year	ukupno Total	l. godina 1 st year	ukupno Total	l. godina 1 st year	
Libertas međunarodno sveučilište, Zagreb	1 321	418	1 352	483	1 277	470	1 211	430	1 200	454	<i>Libertas International University, Zagreb</i>
Hrvatsko katoličko sveučilište, Zagreb	1 253	454	1 290	495	1 365	494	1 400	856	1 387	470	<i>Croatian Catholic University, Zagreb</i>
Katolički bogoslovni fakultet, Đakovo	83	13	75	16	65	13	56	9	58	16	<i>Catholic Theological Faculty, Đakovo</i>
Katolički bogoslovni fakultet, Split	170	37	150	39	138	36	114	26	111	33	<i>Catholic Theological Faculty, Split</i>
Katolički bogoslovni fakultet, Zagreb i instituti	405	91	347	78	341	74	298	79	282	82	<i>Catholic Theological Faculty, Zagreb and Institutes</i>
Katolički bogoslovni fakultet, Zagreb – Teologija u Rijeci	-	-	15	-	-	-	-	-	-	-	<i>Catholic Theological Faculty, Zagreb – Theology in Rijeka</i>
Fakultet filozofije i religijskih znanosti, Zagreb	131	42	94	38	82	30	75	21	55	16	<i>Faculty of Philosophy and Religious Studies, Zagreb</i>
Filozofsko-teološki institut Družbe Isusove, Zagreb	72	6	58	17	54	13	58	10	48	17	<i>Institute of Philosophy of the Society of Jesus, Zagreb</i>
Sveučilišni centar za protestantsku teologiju Matija Vlačić Ilirik, Zagreb	29	12	27	9	25	10	29	14	23	5	<i>University Center for Protestant Theology Matthias Flacius Illyricus, Zagreb</i>
Umjetničke akademije	2 689	897	2 748	901	2 786	859	2 698	867	2 632	884	<i>Art academies</i>
Muzička akademija, Zagreb	555	94	540	100	554	97	533	90	508	103	<i>Academy of Music, Zagreb</i>
Akademija likovnih umjetnosti, Zagreb	415	152	421	157	401	172	406	168	406	154	<i>Academy of Fine Arts, Zagreb</i>
Akademija za umjetnost i kulturu, Osijek	701	294	747	275	753	244	734	255	704	265	<i>Academy of Arts and Culture, Osijek</i>
Umjetnička akademija, Split	409	146	415	160	401	126	400	142	385	138	<i>Arts Academy, Split</i>
Akademija dramske umjetnosti, Zagreb	336	104	353	111	380	129	337	109	331	128	<i>Academy of Dramatic Art, Zagreb</i>
Akademija primijenjenih umjetnosti, Rijeka	273	107	272	98	297	91	288	103	298	96	<i>Academy of Applied Arts, Rijeka</i>

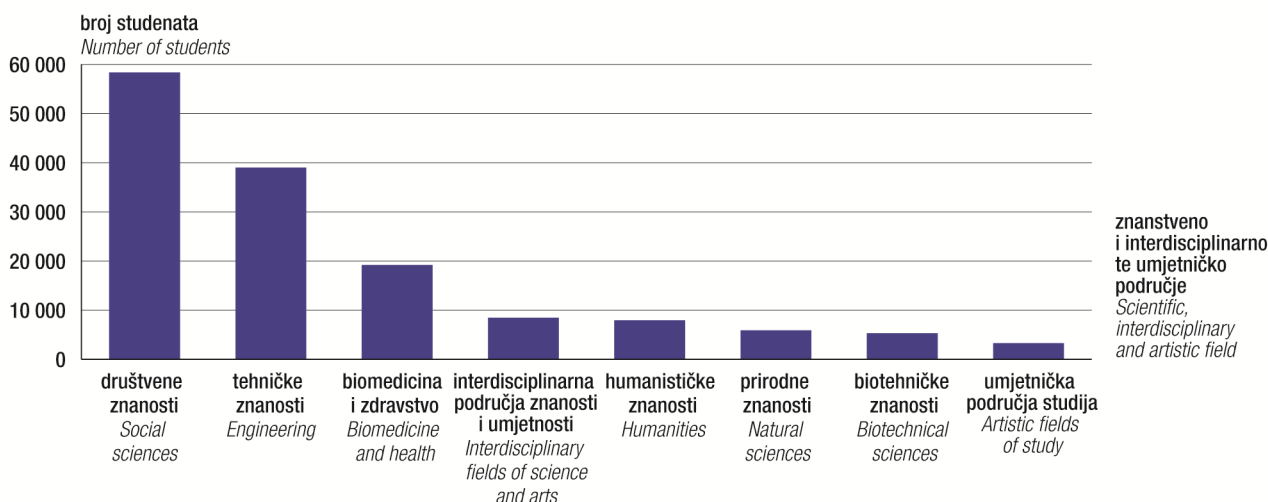
2. UPISANI STUDENTI U AK. G. 2024./2025.
STUDENTS ENROLLED, 2024/2025 ACADEMIC YEAR

**2.1. STUDENTI UPISANI NA VISOKA UČILIŠTA PREMA ZNANSTVENIM I INTERDISCIPLINARNIM TE UMJETNIČKIM PODRUČJIMA
STUDIJA I SPOLU U AK. G. 2024./2025.**
**STUDENTS ENROLLED AT INSTITUTIONS OF HIGHER EDUCATION, BY SCIENTIFIC, INTERDISCIPLINARY AND ARTISTIC FIELDS
OF STUDY AND SEX, 2024/2025 ACADEMIC YEAR**

	Ukupno Total		Znanstvena i interdisciplinarna te umjetnička područja studija Scientific, interdisciplinary and artistic fields of study							
	svaga All	studentice Female students	prirodne znanosti Natural sciences	tehničke znanosti Engineering	biomedicina i zdravlje Biomedicine and health	biotehničke znanosti Biotechnical sciences	društvene znanosti Social sciences	humanističke znanosti Humanities	umjetničko područje Artistic field	interdisciplinarna područja znanosti i umjetnosti Interdisciplinary fields of science and arts
Ukupno Total	147 454	86 145	5 895	38 983	19 199	5 316	58 362	7 951	3 290	8 458
Sveučilište u Dubrovniku University of Dubrovnik	1 097	545	-	328	83	16	602	27	41	-
Sveučilište u Osijeku University of Osijek	13 657	8 504	857	2 914	1 842	1 170	4 869	597	262	1 146
Sveučilište u Slavonskom Brodu University of Slavonski Brod	1 729	831	-	854	-	56	421	-	-	398
Sveučilište u Puli – Pola University of Pula – Pola	3 056	2 082	62	137	230	-	1 335	447	153	692
Sveučilište u Rijeci University of Rijeka	13 824	8 566	217	3 412	2 488	-	5 843	591	298	975
Sveučilište u Splitu University of Split	17 641	10 263	1 148	5 720	2 025	265	6 776	699	365	643
Sveučilište u Zadru University of Zadar	4 250	3 159	101	519	268	111	1 242	1 017	-	992
Sveučilište u Zagrebu University of Zagreb	58 778	35 822	3 510	13 976	4 951	3 102	24 565	4 362	1 317	2 995
Sveučilište Sjever, Koprivnica University North, Koprivnica	4 120	2 113	-	2 301	967	103	496	-	253	-
Sveučilište Vern, Zagreb Vern University, Zagreb	1 460	822	-	83	-	-	1 172	-	205	-
Libertas međunarodno sveučilište, Zagreb Libertas International University, Zagreb	2 109	1 078	-	-	418	-	1 691	-	-	-
Hrvatsko katoličko sveučilište, Zagreb Croatian Catholic University, Zagreb	1 387	1 113	-	-	594	-	686	107	-	-
Sveučilište Algebra, Zagreb Algebra University, Zagreb	2 312	927	-	1 118	-	-	798	-	396	-
Ostala visoka učilišta Other institutions of higher education	22 034	10 320	-	7 621	5 333	493	7 866	104	-	617

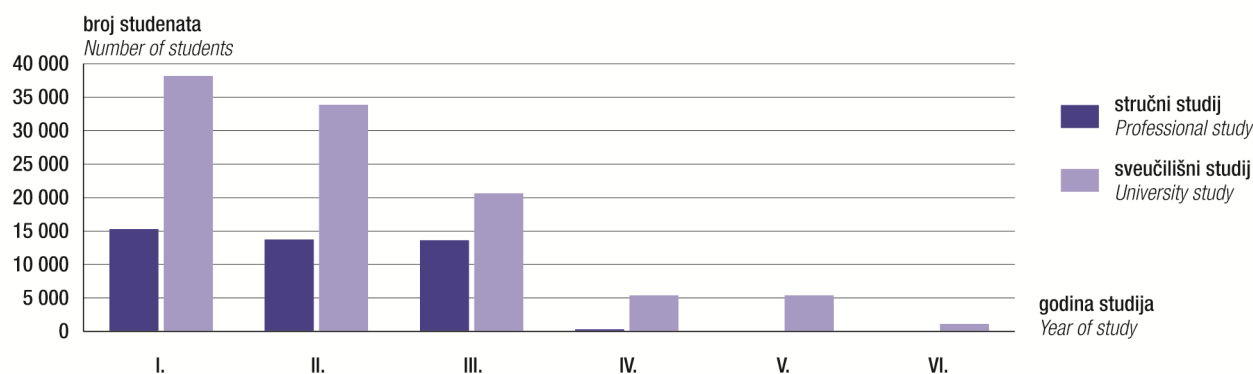
G-1. STUDENTI UPISANI NA VISOKA UČILIŠTA PREMA ZNANSTVENIM I INTERDISCIPLINARNIM TE UMJETNIČKIM PODRUČJIMA STUDIJA U AK. G. 2024./2025.

STUDENTS ENROLLED AT INSTITUTIONS OF HIGHER EDUCATION, BY SCIENTIFIC, INTERDISCIPLINARY AND ARTISTIC FIELDS OF STUDY, 2024/2025 ACADEMIC YEAR



G-2. STUDENTI UPISANI NA VISOKA UČILIŠTA PREMA STUDIJU I GODINI STUDIJA U AK. G. 2024./2025.

STUDENTS ENROLLED AT INSTITUTIONS OF HIGHER EDUCATION, BY TYPE OF STUDY AND YEAR OF STUDY, 2024/2025 ACADEMIC YEAR



2.2. STUDENTI UPISANI NA VISOKA UČILIŠTA PREMA VRSTAMA VISOKIH UČILIŠTA, GODINI STUDIJA I NAČINU STUDIRANJA U AK. G. 2024./2025.

STUDENTS ENROLLED AT INSTITUTIONS OF HIGHER EDUCATION, BY TYPE OF INSTITUTION, YEAR OF STUDY AND MODE OF STUDY, 2024/2025 ACADEMIC YEAR

	Način studiranja	Ukupno Total	I. godina 1 st year	II. godina 2 nd year	III. godina 3 rd year	IV. godina 4 th year	V. godina 5 th year	VI. godina 6 th year	Mode of study	
Visoka učilišta	svoga	147 454	53 447	47 576	34 250	5 668	5 389	1 124	All	Institutions of higher education
	redoviti	107 998	41 440	34 606	22 625	4 236	4 000	1 091	Full-time	
Visoke škole	svoga	27	15	6	6	-	-	-	All	Schools of professional higher education
	redoviti	5	2	3	-	-	-	-	Full-time	
Veleučilišta	svoga	21 959	7 470	6 864	7 368	257	-	-	All	Polytechnics
	redoviti	10 327	3 703	3 068	3 301	255	-	-	Full-time	
Fakulteti	svoga	122 836	45 078	39 881	26 309	5 219	5 225	1 124	All	Faculties
	redoviti	95 238	36 915	30 794	18 810	3 792	3 836	1 091	Full-time	
Stručni studij	svoga	20 945	7 805	6 854	6 246	40	-	-	All	Professional study
	redoviti	11 297	4 939	3 687	2 651	20	-	-	Full-time	
Sveučilišni studij	svoga	101 891	37 273	33 027	20 063	5 179	5 225	1 124	All	University study
	redoviti	83 941	31 976	27 107	16 159	3 772	3 836	1 091	Full-time	
Umjetničke akademije	svoga	2 632	884	825	567	192	164	-	All	Art academies
	redoviti	2 428	820	741	514	189	164	-	Full-time	

2.3. STUDENTI UPISANI NA VISOKA UČILIŠTA PREMA VRSTAMA VISOKIH UČILIŠTA, VRSTAMA STUDIJA, GODINI STUDIJA I SPOLU U AK. G. 2024./2025.

STUDENTS ENROLLED AT INSTITUTIONS OF HIGHER EDUCATION, BY TYPE OF INSTITUTION, TYPE OF STUDY, YEAR OF STUDY AND SEX, 2024/2025 ACADEMIC YEAR

	Ukupno Total		Godina studija Year of study											
			I.		II.		III.		IV.		V.		VI.	
	svega All	stu- dence Female students	svega All	stu- dence Female students	svega All	stu- dence Female students	svega All	stu- dence Female students	svega All	stu- dence Female students	svega All	stu- dence Female students	svega All	stu- dence Female students
Visoka učilišta <i>Institutions of higher education</i>	147 454	86 145	53 447	29 988	47 576	28 278	34 250	19 666	5 668	3 806	5 389	3 630	1 124	777
Prema predbolonjskom programu <i>According to pre-Bologna programme</i>	48	1	17	-	9	-	16	1	2	-	4	-	-	-
Dodiplomski sveučilišni studij <i>Undergraduate university study</i>	48	1	17	-	9	-	16	1	2	-	4	-	-	-
Prema bolonjskom programu <i>According to Bologna programme</i>	147 406	86 144	53 430	29 988	47 567	28 278	34 234	19 665	5 666	3 806	5 385	3 630	1 124	777
Stručni studij <i>Professional study</i>	42 931	20 968	15 290	7 274	13 724	7 014	13 620	6 544	297	136	-	-	-	-
Stručni kratki studij <i>Short professional study</i>	115	55	107	51	8	4	-	-	-	-	-	-	-	-
Stručni prijediplomski studij <i>Professional undergraduate study</i>	34 505	16 414	11 763	5 386	8 825	4 348	13 620	6 544	297	136	-	-	-	-
Stručni diplomski studij <i>Professional graduate study</i>	8 311	4 499	3 420	1 837	4 891	2 662	-	-	-	-	-	-	-	-
Sveučilišni studij <i>University study</i>	104 475	65 176	38 140	22 714	33 843	21 264	20 614	13 121	5 369	3 670	5 385	3 630	1 124	777
Sveučilišni prijediplomski studij <i>University undergraduate study</i>	52 444	31 068	20 229	11 387	14 551	8 651	16 286	10 139	1 378	891	-	-	-	-
Sveučilišni diplomski studij <i>University graduate study</i>	26 073	16 347	11 248	6 813	14 825	9 534	-	-	-	-	-	-	-	-
Sveučilišni integrirani prijediplomski i diplomski studij <i>University integrated undergraduate and graduate study</i>	25 958	17 761	6 663	4 514	4 467	3 079	4 328	2 982	3 991	2 779	5 385	3 630	1 124	777
Visoke škole <i>Schools of professional higher education</i>	27	9	15	8	6	-	6	1	-	-	-	-	-	-
Prema bolonjskom programu <i>According to Bologna programme</i>	27	9	15	8	6	-	6	1	-	-	-	-	-	-
Stručni studij <i>Professional study</i>	27	9	15	8	6	-	6	1	-	-	-	-	-	-
Stručni prijediplomski studij <i>Professional undergraduate study</i>	27	9	15	8	6	-	6	1	-	-	-	-	-	-
Veleučilišta <i>Polytechnics</i>	21 959	10 310	7 470	3 503	6 864	3 270	7 368	3 423	257	114	-	-	-	-
Prema bolonjskom programu <i>According to Bologna programme</i>	21 959	10 310	7 470	3 503	6 864	3 270	7 368	3 423	257	114	-	-	-	-
Stručni studij <i>Professional study</i>	21 959	10 310	7 470	3 503	6 864	3 270	7 368	3 423	257	114	-	-	-	-
Stručni kratki studij <i>Short professional study</i>	45	26	45	26	-	-	-	-	-	-	-	-	-	-
Stručni prijediplomski studij <i>Professional undergraduate study</i>	17 243	8 019	5 408	2 477	4 210	2 005	7 368	3 423	257	114	-	-	-	-
Stručni diplomski studij <i>Professional graduate study</i>	4 671	2 265	2 017	1 000	2 654	1 265	-	-	-	-	-	-	-	-

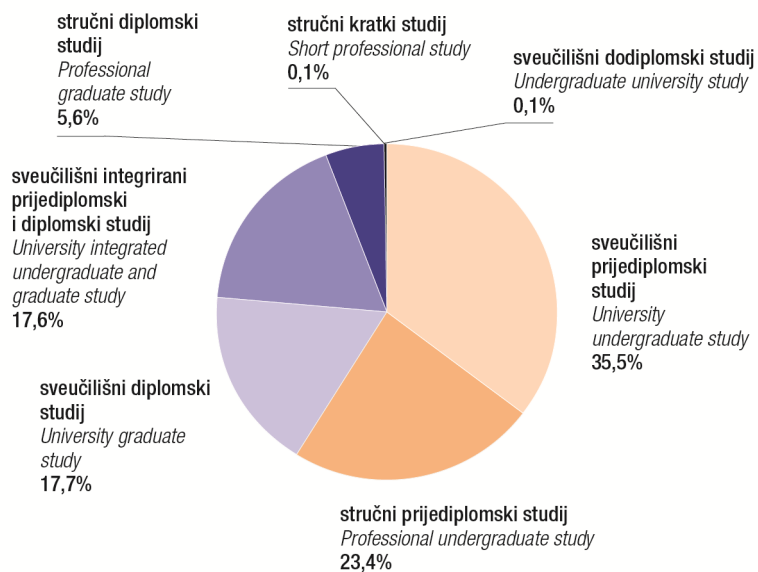
2.3. STUDENTI UPISANI NA VISOKA UČILIŠTA PREMA VRSTAMA VISOKIH UČILIŠTA, VRSTAMA STUDIJA, GODINI STUDIJA I SPOLU U AK. G. 2024./2025.

STUDENTS ENROLLED AT INSTITUTIONS OF HIGHER EDUCATION, BY TYPE OF INSTITUTION, TYPE OF STUDY, YEAR OF STUDY AND SEX, 2024/2025 ACADEMIC YEAR

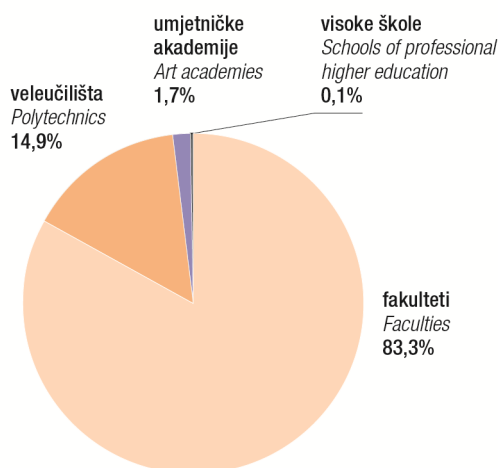
(nastavak)
(continued)

	Ukupno Total		Godina studija Year of study											
			I.		II.		III.		IV.		V.		VI.	
	svega All	stu- dence Female students	svega All	stu- dence Female students	svega All	stu- dence Female students	svega All	stu- dence Female students	svega All	stu- dence Female students	svega All	stu- dence Female students	svega All	stu- dence Female students
Fakulteti <i>Faculties</i>	122 836	73 986	45 078	25 841	39 881	24 426	26 309	15 848	5 219	3 570	5 225	3 524	1 124	777
Prema predbolonjskom programu <i>According to pre-Bologna programme</i>	48	1	17	-	9	-	16	1	2	-	4	-	-	-
Dodiplomski sveučilišni studij <i>Undergraduate university study</i>	48	1	17	-	9	-	16	1	2	-	4	-	-	-
Prema bolonjskom programu <i>According to Bologna programme</i>	122 788	73 985	45 061	25 841	39 872	24 426	26 293	15 847	5 217	3 570	5 221	3 524	1 124	777
Stručni studij <i>Professional study</i>	20 945	10 649	7 805	3 763	6 854	3 744	6 246	3 120	40	22	-	-	-	-
Stručni kratki studij <i>Short professional study</i>	70	29	62	25	8	4	-	-	-	-	-	-	-	-
Stručni prijediplomski studij <i>Professional undergraduate study</i>	17 235	8 386	6 340	2 901	4 609	2 343	6 246	3 120	40	22	-	-	-	-
Stručni diplomski studij <i>Professional graduate study</i>	3 640	2 234	1 403	837	2 237	1 397	-	-	-	-	-	-	-	-
Sveučilišni studij <i>University study</i>	101 843	63 336	37 256	22 078	33 018	20 682	20 047	12 727	5 177	3 548	5 221	3 524	1 124	777
Sveučilišni prijediplomski studij <i>University undergraduate study</i>	51 150	30 126	19 841	11 087	14 180	8 385	15 830	9 815	1 299	839	-	-	-	-
Sveučilišni diplomski studij <i>University graduate study</i>	25 349	15 835	10 875	6 555	14 474	9 280	-	-	-	-	-	-	-	-
Sveučilišni integrirani prijediplomski i diplomski studij <i>University integrated undergraduate and graduate study</i>	25 344	17 375	6 540	4 436	4 364	3 017	4 217	2 912	3 878	2 709	5 221	3 524	1 124	777
Umjetničke akademije <i>Art academies</i>	2 632	1 840	884	636	825	582	567	394	192	122	164	106	-	-
Prema bolonjskom programu <i>According to Bologna programme</i>	2 632	1 840	884	636	825	582	567	394	192	122	164	106	-	-
Sveučilišni studij <i>University study</i>	2 632	1 840	884	636	825	582	567	394	192	122	164	106	-	-
Sveučilišni prijediplomski studij <i>University undergraduate study</i>	1 294	942	388	300	371	266	456	324	79	52	-	-	-	-
Sveučilišni diplomski-studij <i>University graduate study</i>	724	512	373	258	351	254	-	-	-	-	-	-	-	-
Sveučilišni integrirani prijediplomski i diplomski studij <i>University integrated undergraduate and graduate study</i>	614	386	123	78	103	62	111	70	113	70	164	106	-	-

G-3. STUDENTI UPISANI NA VISOKA UČILIŠTA PREMA VRSTI STUDIJA U AK. G. 2024./2025.
*STUDENTS ENROLLED AT INSTITUTIONS OF HIGHER EDUCATION, BY TYPE OF STUDY,
 2024/2025 ACADEMIC YEAR*



G-4. STUDENTI UPISANI NA VISOKA UČILIŠTA PREMA VRSTAMA VISOKIH UČILIŠTA U AK. G. 2024./2025.
*STUDENTS ENROLLED AT INSTITUTIONS OF HIGHER EDUCATION, BY TYPE
 OF INSTITUTION, 2024/2025 ACADEMIC YEAR*



2.4. STUDENTI UPISANI NA VISOKA UČILIŠTA PREMA VRSTAMA VISOKIH UČILIŠTA, VRSTAMA STUDIJA I SPOLU U AK. G. 2024./2025.
STUDENTS ENROLLED AT INSTITUTIONS OF HIGHER EDUCATION, BY TYPE OF INSTITUTION, TYPE OF STUDY AND SEX,
2024/2025 ACADEMIC YEAR

	Spol Sex	Ukupno Total	Visoke škole Schools of professional higher education	Veleučilišta Polytechnic	Fakulteti Faculties			Umjetničke akademije Art academies
					ukupno Total	stručni studij Professional study	sveučilišni studij University study	
Visoka učilišta – ukupno <i>Institutions of higher education – total</i>	svoga <i>All</i>	147 454	27	21 959	122 836	20 945	101 891	2 632
	studentice <i>Female students</i>	86 145	9	10 310	73 986	10 649	63 337	1 840
Prema predbolonjskom programu <i>According to pre-Bologna programme</i>	svoga <i>All</i>	48	-	-	48	-	48	-
	studentice <i>Female students</i>	1	-	-	1	-	1	-
Dodiplomski sveučilišni studij <i>Undergraduate university study</i>	svoga <i>All</i>	48	-	-	48	-	48	-
	studentice <i>Female students</i>	1	-	-	1	-	1	-
Prema bolonjskom programu <i>According to Bologna programme</i>	svoga <i>All</i>	147 406	27	21 959	122 788	20 945	101 843	2 632
	studentice <i>Female students</i>	86 144	9	10 310	73 985	10 649	63 336	1 840
Stručni kratki studij <i>Short professional study</i>	svoga <i>All</i>	115	-	45	70	70	-	-
	studentice <i>Female students</i>	55	-	26	29	29	-	-
Stručni prijediplomski studij <i>Professional undergraduate study</i>	svoga <i>All</i>	34 505	27	17 243	17 235	17 235	-	-
	studentice <i>Female students</i>	16 414	9	8 019	8 386	8 386	-	-
Stručni diplomski studij <i>Professional graduate study</i>	svoga <i>All</i>	8 311	-	4 671	3 640	3 640	-	-
	studentice <i>Female students</i>	4 499	-	2 265	2 234	2 234	-	-
Sveučilišni prijediplomski studij <i>University undergraduate study</i>	svoga <i>All</i>	52 444	-	-	51 150	-	51 150	1 294
	studentice <i>Female students</i>	31 068	-	-	30 126	-	30 126	942
Sveučilišni diplomski studij <i>University graduate study</i>	svoga <i>All</i>	26 073	-	-	25 349	-	25 349	724
	studentice <i>Female students</i>	16 347	-	-	15 835	-	15 835	512
Sveučilišni integrirani prijediplomski i diplomski studij <i>University integrated undergraduate and graduate study</i>	svoga <i>All</i>	25 958	-	-	25 344	-	25 344	614
	studentice <i>Female students</i>	17 761	-	-	17 375	-	17 375	386

2.5. STUDENTI PREMA VISOKIM UČILIŠTIMA, NAČINU STUDIRANJA, GODINI STUDIJA I SPOLU U AK. G. 2024./2025.
STUDENTS, BY INSTITUTIONS OF HIGHER EDUCATION, MODE OF STUDY, YEAR OF STUDY AND SEX, 2024/2025 ACADEMIC YEAR

	Ukupno Total		Godina studija Year of study											
			I.		II.		III.		IV.		V.		VI.	
	svega All	stu- dentice Female students	svega All	stu- dentice Female students	svega All	stu- dentice Female students	svega All	stu- dentice Female students	svega All	stu- dentice Female students	svega All	stu- dentice Female students	svega All	stu- dentice Female students
Visoka učilišta Institutions of higher education	147 454	86 145	53 447	29 988	47 576	28 278	34 250	19 666	5 668	3 806	5 389	3 630	1 124	777
Redoviti/ Full-time	107 998	63 508	41 440	23 159	34 606	20 600	22 625	13 477	4 236	2 790	4 000	2 727	1 091	755
Visoke škole Schools of professional higher education	27	9	15	8	6	-	6	1	-	-	-	-	-	-
Redoviti/ Full-time	5	1	2	1	3	-	-	-	-	-	-	-	-	-
Adventističko teološko visoko učilište, Maruševec Adriatic Union College, Maruševec	27	9	15	8	6	-	6	1	-	-	-	-	-	-
Redoviti/ Full-time	5	1	2	1	3	-	-	-	-	-	-	-	-	-
Veleučilišta Polytechnics	21 959	10 310	7 470	3 503	6 864	3 270	7 368	3 423	257	114	-	-	-	-
Redoviti/ Full-time	10 327	4 645	3 703	1 664	3 068	1 383	3 301	1 484	255	114	-	-	-	-
Veleučilište u Bjelovaru Bjelovar University of Applied Sciences	771	436	280	177	148	76	343	183	-	-	-	-	-	-
Redoviti/ Full-time	274	97	100	29	72	26	102	42	-	-	-	-	-	-
Međimursko veleučilište u Čakovcu Polytechnic of Međimurje in Čakovec	431	234	146	85	141	80	144	69	-	-	-	-	-	-
Redoviti/ Full-time	220	115	91	52	68	35	61	28	-	-	-	-	-	-
Veleučilište Nikola Tesla u Gospiću Polytechnic Nikola Tesla in Gospić	190	103	81	50	59	29	50	24	-	-	-	-	-	-
Redoviti/ Full-time	47	26	21	13	19	8	7	5	-	-	-	-	-	-
Veleučilište Ivanić-Grad Ivanić Grad University of Applied Sciences	294	209	130	98	112	80	52	31	-	-	-	-	-	-
Redoviti/ Full-time	145	101	54	42	57	40	34	19	-	-	-	-	-	-
Veleučilište u Karlovcu Polytechnic in Karlovac	1 106	398	268	91	328	130	510	177	-	-	-	-	-	-
Redoviti/ Full-time	645	209	155	50	153	55	337	104	-	-	-	-	-	-
Veleučilište Marko Marulić u Kninu Polytechnic Marko Marulić in Knin	171	130	50	35	74	59	47	36	-	-	-	-	-	-
Redoviti/ Full-time	141	110	47	32	64	53	30	25	-	-	-	-	-	-

2.5. STUDENTI PREMA VISOKIM UČILIŠTIMA, NAČINU STUDIRANJA, GODINI STUDIJA I SPOLU U AK. G. 2024./2025.

STUDENTS, BY INSTITUTIONS OF HIGHER EDUCATION, MODE OF STUDY, YEAR OF STUDY AND SEX, 2024/2025 ACADEMIC YEAR

 (nastavak)
 (continued)

	Ukupno Total		Godina studija Year of study											
			I.		II.		III.		IV.		V.		VI.	
	svoga All	stu- dence Female students	svoga All	stu- dence Female students	svoga All	stu- dence Female students	svoga All	stu- dence Female students	svoga All	stu- dence Female students	svoga All	stu- dence Female students	svoga All	stu- dence Female students
Veleučilište menadžmenta i sigurnosti Securus, Pula – Pola <i>Securus University of Management and Security, Pula – Pola</i> Redoviti/ Full-time	16	1	-	-	16	1	-	-	-	-	-	-	-	-
Veleučilište Hrvatsko zagorje u Krapini <i>Polytechnic Hrvatsko Zagorje in Krapina</i> Redoviti/ Full-time	284	120	64	25	64	21	156	74	-	-	-	-	-	-
Veleučilište u Križevcima <i>Križevci University of Applied Sciences</i> Redoviti/ Full-time	262	121	70	36	94	39	98	46	-	-	-	-	-	-
Istarsko veleučilište u Puli – Pola <i>Istrian University of Applied Sciences in Pula – Pola</i> Redoviti/ Full-time	95	22	31	10	48	11	16	1	-	-	-	-	-	-
Veleučilište Par, Rijeka <i>Par University of Applied Sciences, Rijeka</i> Redoviti/ Full-time	146	67	46	22	55	25	45	20	-	-	-	-	-	-
Veleučilište u Rijeci <i>Polytechnic in Rijeka</i> Redoviti/ Full-time	1 120	432	412	156	331	137	377	139	-	-	-	-	-	-
Veleučilište studija sigurnosti, Zagreb <i>University of Applied Sciences in Security and Safety, Zagreb</i> Redoviti/ Full-time	89	23	-	-	60	15	29	8	-	-	-	-	-	-
Veleučilište Arca, Split <i>University College Arca, Split</i> Redoviti/ Full-time	59	18	25	11	15	2	19	5	-	-	-	-	-	-
Veleučilište Aspira, Split <i>Aspira University of Applied Sciences, Split</i> Redoviti/ Full-time	786	309	253	105	215	81	318	123	-	-	-	-	-	-
Veleučilište u Šibeniku <i>Polytechnic in Šibenik</i> Redoviti/ Full-time	620	400	294	200	238	152	88	48	-	-	-	-	-	-
	298	179	150	96	104	60	44	23	-	-	-	-	-	-

2.5. STUDENTI PREMA VISOKIM UČILIŠTIMA, NAČINU STUDIRANJA, GODINI STUDIJA I SPOLU U AK. G. 2024./2025.
STUDENTS, BY INSTITUTIONS OF HIGHER EDUCATION, MODE OF STUDY, YEAR OF STUDY AND SEX, 2024/2025 ACADEMIC YEAR

 (nastavak)
 (continued)

	Ukupno Total		Godina studija Year of study											
			I.		II.		III.		IV.		V.		VI.	
	svega All	stu- dentice Female students	svega All	stu- dentice Female students	svega All	stu- dentice Female students	svega All	stu- dentice Female students	svega All	stu- dentice Female students	svega All	stu- dentice Female students	svega All	stu- dentice Female students
Veleučilište u Velikoj Gorici <i>Polytechnic in Velika Gorica</i>	1 060	351	326	101	301	93	433	157	-	-	-	-	-	-
Redoviti/ Full-time	335	138	97	43	110	38	128	57	-	-	-	-	-	-
Veleučilište u Virovitici <i>Polytechnic in Virovitica</i>	267	130	123	51	81	49	63	30	-	-	-	-	-	-
Redoviti/ Full-time	236	113	103	40	71	43	62	30	-	-	-	-	-	-
Veleučilište Lavoslav Ružička u Vukovaru <i>Polytechnic Lavoslav Ružička in Vukovar</i>	848	506	260	155	246	152	342	199	-	-	-	-	-	-
Redoviti/ Full-time	358	234	133	86	116	82	109	66	-	-	-	-	-	-
Veleučilište Edward Bernays, Zagreb <i>Edward Bernays University of Applied Sciences, Zagreb</i>	326	215	119	83	142	88	65	44	-	-	-	-	-	-
Redoviti/ Full-time	242	160	93	63	104	68	45	29	-	-	-	-	-	-
Veleučilište Effectus, Zagreb <i>Effectus University of Applied Sciences, Zagreb</i>	308	212	88	61	124	80	96	71	-	-	-	-	-	-
Redoviti/ Full-time	62	34	28	18	24	13	10	3	-	-	-	-	-	-
Veleučilište kriminalistike i javne sigurnost, Zagreb <i>University of Applied Sciences in Criminal Investigation and Public Security, Zagreb</i>	444	174	190	80	147	53	107	41	-	-	-	-	-	-
Redoviti/ Full-time	156	82	63	36	40	21	53	25	-	-	-	-	-	-
RIT Croatia, Dubrovnik <i>RIT Croatia, Dubrovnik</i>	816	397	225	126	221	105	205	95	165	71	-	-	-	-
Redoviti/ Full-time	816	397	225	126	221	105	205	95	165	71	-	-	-	-
Veleučilište RRiF, Zagreb <i>University of Applied Sciences RRiF, Zagreb</i>	34	23	-	-	5	4	29	19	-	-	-	-	-	-
Redoviti/ Full-time	12	9	-	-	1	1	11	8	-	-	-	-	-	-
VSITE – Veleučilište suvremenih informacijskih tehnologija, Zagreb <i>VSITE – University of Applied Sciences in Information Technology, Zagreb</i>	307	41	26	3	62	6	219	32	-	-	-	-	-	-
Redoviti/ Full-time	61	10	15	2	19	2	27	6	-	-	-	-	-	-
Zagrebačka škola ekonomije i menadžmenta, Zagreb <i>Zagreb School of Economics and Management, Zagreb</i>	663	300	250	110	157	69	164	78	92	43	-	-	-	-
Redoviti/ Full-time	661	300	250	110	157	69	164	78	90	43	-	-	-	-

2.5. STUDENTI PREMA VISOKIM UČILIŠTIMA, NAČINU STUDIRANJA, GODINI STUDIJA I SPOLU U AK. G. 2024./2025.
STUDENTS, BY INSTITUTIONS OF HIGHER EDUCATION, MODE OF STUDY, YEAR OF STUDY AND SEX, 2024/2025 ACADEMIC YEAR

 (nastavak)
 (continued)

	Ukupno Total		Godina studija Year of study											
			I.		II.		III.		IV.		V.		VI.	
	svega All	stu- dence Female students	svega All	stu- dence Female students	svega All	stu- dence Female students	svega All	stu- dence Female students	svega All	stu- dence Female students	svega All	stu- dence Female students	svega All	stu- dence Female students
Tehničko veleučilište u Zagrebu <i>Technical Polytechnic in Zagreb</i>	4 738	791	1 913	321	1 565	288	1 260	182	-	-	-	-	-	-
Redoviti/ Full-time	2 538	453	1 038	195	796	149	704	109	-	-	-	-	-	-
Zdravstveno veleučilište u Zagrebu <i>University of Applied Health Studies in Zagreb</i>	4 040	3 135	1 301	1 016	1 194	943	1 545	1 176	-	-	-	-	-	-
Redoviti/ Full-time	1 330	1 097	413	337	336	281	581	479	-	-	-	-	-	-
Poslovno veleučilište Zagreb <i>Zagreb School of Business, Zagreb</i>	190	140	77	54	67	51	46	35	-	-	-	-	-	-
Redoviti/ Full-time	86	72	33	29	33	27	20	16	-	-	-	-	-	-
Veleučilište Baltazar, Zaprešić <i>University of Applied Sciences Baltazar, Zaprešić</i>	1 449	862	409	237	544	347	496	278	-	-	-	-	-	-
Redoviti/ Full-time	154	84	39	21	69	44	46	19	-	-	-	-	-	-
Visoko evanđeosko teološko učilište, Osijek <i>Evangelical Theological Seminary, Osijek</i>	29	10	13	4	10	4	6	2	-	-	-	-	-	-
Redoviti/ Full-time	9	2	7	2	1	-	1	-	-	-	-	-	-	-
Fakulteti <i>Faculties</i>	122 836	73 986	45 078	25 841	39 881	24 426	26 309	15 848	5 219	3 570	5 225	3 524	1 124	777
Redoviti/ Full-Time	95 238	57 156	36 915	20 906	30 794	18 686	18 810	11 633	3 792	2 555	3 836	2 621	1 091	755
Stručni studij <i>Professional study</i>	20 945	10 649	7 805	3 763	6 854	3 744	6 246	3 120	40	22	-	-	-	-
Redoviti/ Full-time	11 297	5 695	4 939	2 348	3 687	1 961	2 651	1 376	20	10	-	-	-	-
Građevinski i arhitektonski fakultet, Osijek <i>Faculty of Civil Engineering and Architecture, Osijek</i>	347	142	171	65	115	54	61	23	-	-	-	-	-	-
Redoviti/ Full-time	141	60	84	38	28	12	29	10	-	-	-	-	-	-
Građevinski fakultet, Rijeka <i>Faculty of Civil Engineering, Rijeka</i>	367	153	159	73	76	31	132	49	-	-	-	-	-	-
Redoviti/ Full-time	212	94	81	39	54	25	77	30	-	-	-	-	-	-
Fakultet građevinarstva, arhitekture i geodezije, Split <i>Faculty of Civil Engineering, Architecture and Geodesy, Split</i>	152	74	66	34	53	25	33	15	-	-	-	-	-	-
Redoviti/ Full-time	152	74	66	34	53	25	33	15	-	-	-	-	-	-

2.5. STUDENTI PREMA VISOKIM UČILIŠTIMA, NAČINU STUDIRANJA, GODINI STUDIJA I SPOLU U AK. G. 2024./2025.
STUDENTS, BY INSTITUTIONS OF HIGHER EDUCATION, MODE OF STUDY, YEAR OF STUDY AND SEX, 2024/2025 ACADEMIC YEAR

 (nastavak)
 (continued)

	Ukupno Total		Godina studija Year of study											
			I.		II.		III.		IV.		V.		VI.	
	svega All	stu- dence Female students	svega All	stu- dence Female students	svega All	stu- dence Female students	svega All	stu- dence Female students	svega All	stu- dence Female students	svega All	stu- dence Female students	svega All	stu- dence Female students
Tehnički fakultet, Rijeka <i>Faculty of Engineering, Rijeka</i>	46	7	9	2	3	1	34	4	-	-	-	-	-	-
Redoviti/ Full-time	14	2	7	2	-	-	7	-	-	-	-	-	-	-
Fakultet elektrotehnike, strojarstva i brodogradnje, Split <i>Faculty of Electrical Engineering, Mechanical Engineering and Naval Architecture, Split</i>	389	69	169	29	89	14	131	26	-	-	-	-	-	-
Redoviti/ Full-time	389	69	169	29	89	14	131	26	-	-	-	-	-	-
Fakultet elektrotehnike, računarstva i informacijskih tehnologija Osijek <i>Faculty of Electrical Engineering, Computer Science and Information Technology, Osijek</i>	483	70	222	30	115	16	146	24	-	-	-	-	-	-
Redoviti/ Full-time	453	67	217	29	113	15	123	23	-	-	-	-	-	-
Metalurški fakultet, Sisak <i>Faculty of Metallurgy, Sisak</i>	14	1	10	1	4	-	-	-	-	-	-	-	-	-
Redoviti/ Full-time	-	-	-	-	-	-	-	-	-	-	-	-	-	-
Tekstilno-tehnološki fakultet, Zagreb – studijska jedinica u Varaždinu <i>Faculty of Textile Technology, Zagreb – Department in Varaždin</i>	12	10	5	5	4	3	3	2	-	-	-	-	-	-
Redoviti/ Full-time	12	10	5	5	4	3	3	2	-	-	-	-	-	-
Fakultet zdravstvenih studija, Rijeka <i>Faculty of Health Studies, Rijeka</i>	292	234	56	46	56	39	180	149	-	-	-	-	-	-
Redoviti/ Full-time	226	182	56	46	56	39	114	97	-	-	-	-	-	-
Fakultet dentalne medicine, Rijeka <i>Faculty of Dental Medicine, Rijeka</i>	15	6	15	6	-	-	-	-	-	-	-	-	-	-
Redoviti/ Full-time	-	-	-	-	-	-	-	-	-	-	-	-	-	-
Fakultet agrobiotehničkih znanosti, Osijek <i>Faculty of Agrobiotechnical Sciences, Osijek</i>	25	7	-	-	-	-	25	7	-	-	-	-	-	-
Redoviti/ Full-time	15	5	-	-	-	-	15	5	-	-	-	-	-	-
Fakultet šumarstva i drvne tehnologije, Zagreb <i>Faculty of Forestry and Wood Technology, Zagreb</i>	53	7	28	4	17	3	8	-	-	-	-	-	-	-
Redoviti/ Full-time	53	7	28	4	17	3	8	-	-	-	-	-	-	-

2.5. STUDENTI PREMA VISOKIM UČILIŠTIMA, NAČINU STUDIRANJA, GODINI STUDIJA I SPOLU U AK. G. 2024./2025.
STUDENTS, BY INSTITUTIONS OF HIGHER EDUCATION, MODE OF STUDY, YEAR OF STUDY AND SEX, 2024/2025 ACADEMIC YEAR

 (nastavak)
 (continued)

	Ukupno Total		Godina studija Year of study											
			I.		II.		III.		IV.		V.		VI.	
	svega All	stu- dence Female students	svega All	stu- dence Female students	svega All	stu- dence Female students	svega All	stu- dence Female students	svega All	stu- dence Female students	svega All	stu- dence Female students	svega All	stu- dence Female students
Fakultet turizma i ruralnog razvoja u Požezi <i>Faculty of Tourism and Rural Development, Požega</i>	324	194	53	20	49	31	222	143	-	-	-	-	-	-
Redoviti/ Full-time	162	81	46	14	32	19	84	48	-	-	-	-	-	-
Ekonomski fakultet, Osijek <i>Faculty of Economics and Business, Osijek</i>	9	6	-	-	-	-	9	6	-	-	-	-	-	-
Redoviti/ Full-time	-	-	-	-	-	-	-	-	-	-	-	-	-	-
Ekonomski fakultet, Split <i>Faculty of Economics, Business and Tourism, Split</i>	765	543	325	219	328	246	112	78	-	-	-	-	-	-
Redoviti/ Full-time	638	461	301	205	275	208	62	48	-	-	-	-	-	-
Ekonomski fakultet, Zagreb <i>Faculty of Economics and Business, Zagreb</i>	3 303	2 223	1 208	796	1 260	842	835	585	-	-	-	-	-	-
Redoviti/ Full-time	1 704	1 181	710	485	652	449	342	247	-	-	-	-	-	-
Fakultet za menadžment u turizmu i ugostiteljstvu, Opatija <i>Faculty of Tourism and Hospitality Management, Opatija</i>	5	5	-	-	5	5	-	-	-	-	-	-	-	-
Redoviti/ Full-time	-	-	-	-	-	-	-	-	-	-	-	-	-	-
Fakultet organizacije i informatike, Varaždin <i>Faculty of Organization and Informatics, Varaždin</i>	700	213	293	78	183	50	224	85	-	-	-	-	-	-
Redoviti/ Full-time	268	74	96	25	86	22	86	27	-	-	-	-	-	-
Pravni fakultet, Osijek <i>Faculty of Law, Osijek</i>	442	331	165	125	213	161	64	45	-	-	-	-	-	-
Redoviti/ Full-time	93	76	40	34	34	29	19	13	-	-	-	-	-	-
Pravni fakultet, Rijeka <i>Faculty of Law, Rijeka</i>	235	191	44	36	131	105	60	50	-	-	-	-	-	-
Redoviti/ Full-time	58	52	21	19	17	15	20	18	-	-	-	-	-	-
Pravni fakultet, Split <i>Faculty of Law, Split</i>	588	484	163	124	262	220	163	140	-	-	-	-	-	-
Redoviti/ Full-time	110	92	37	28	32	29	41	35	-	-	-	-	-	-
Pravni fakultet, Zagreb <i>Faculty of Law, Zagreb</i>	715	612	285	242	265	224	165	146	-	-	-	-	-	-
Redoviti/ Full-time	298	245	163	137	110	87	25	21	-	-	-	-	-	-
Kineziološki fakultet, Split <i>Faculty of Kinesiology, Split</i>	386	146	171	67	134	56	81	23	-	-	-	-	-	-
Redoviti/ Full-time	-	-	-	-	-	-	-	-	-	-	-	-	-	-

2.5. STUDENTI PREMA VISOKIM UČILIŠTIMA, NAČINU STUDIRANJA, GODINI STUDIJA I SPOLU U AK. G. 2024./2025.
STUDENTS, BY INSTITUTIONS OF HIGHER EDUCATION, MODE OF STUDY, YEAR OF STUDY AND SEX, 2024/2025 ACADEMIC YEAR

 (nastavak)
 (continued)

	Ukupno Total		Godina studija Year of study											
			I.		II.		III.		IV.		V.		VI.	
	svoga All	stu- dence Female students	svoga All	stu- dence Female students	svoga All	stu- dence Female students	svoga All	stu- dence Female students	svoga All	stu- dence Female students	svoga All	stu- dence Female students	svoga All	stu- dence Female students
Kineziološki fakultet, Zagreb <i>Faculty of Kinesiology, Zagreb</i>	1 145	336	235	64	308	101	602	171	-	-	-	-	-	-
Redoviti/ Full-time	195	79	62	20	55	28	78	31	-	-	-	-	-	-
Sveučilište Algebra, Zagreb <i>Algebra University, Zagreb</i>	2 156	899	968	433	593	247	595	219	-	-	-	-	-	-
Redoviti/ Full-time	1 393	642	728	327	409	192	256	123	-	-	-	-	-	-
Sveučilište u Dubrovniku <i>University of Dubrovnik</i>	237	168	71	48	104	79	62	41	-	-	-	-	-	-
Redoviti/ Full-time	89	50	27	14	39	23	23	13	-	-	-	-	-	-
Sveučilište u Puli – Pola <i>University of Pula – Pola</i>	208	151	58	41	40	29	110	81	-	-	-	-	-	-
Redoviti/ Full-time	145	110	41	31	25	18	79	61	-	-	-	-	-	-
Sveučilište u Slavonskom Brodu <i>University of Slavonski Brod</i>	503	208	198	81	211	104	94	23	-	-	-	-	-	-
Redoviti/ Full-time	157	75	70	35	66	34	21	6	-	-	-	-	-	-
Sveučilište u Splitu – Sveučilišni odjel za stručne studije <i>University of Split – University Department of Professional Studies</i>	2 084	769	847	268	774	320	463	181	-	-	-	-	-	-
Redoviti/ Full-time	1 508	536	664	197	572	229	272	110	-	-	-	-	-	-
Sveučilište u Zadru <i>University of Zadar</i>	127	38	45	11	46	15	36	12	-	-	-	-	-	-
Redoviti/ Full-time	62	21	28	10	17	8	17	3	-	-	-	-	-	-
Sveučilište Sjever, Koprivnica <i>University North, Koprivnica</i>	2 625	1 222	1 093	460	619	316	913	446	-	-	-	-	-	-
Redoviti/ Full-time	1 386	647	749	313	325	165	312	169	-	-	-	-	-	-
Sveučilište Vern <i>Vern University</i>	1 284	727	363	213	500	287	381	205	40	22	-	-	-	-
Redoviti/ Full-time	890	503	283	163	361	205	226	125	20	10	-	-	-	-
Libertas međunarodno sveučilište, Zagreb <i>Libertas International University, Zagreb</i>	909	403	310	142	297	120	302	141	-	-	-	-	-	-
Redoviti/ Full-time	474	200	160	65	166	65	148	70	-	-	-	-	-	-

2.5. STUDENTI PREMA VISOKIM UČILIŠTIMA, NAČINU STUDIRANJA, GODINI STUDIJA I SPOLU U AK. G. 2024./2025.

STUDENTS, BY INSTITUTIONS OF HIGHER EDUCATION, MODE OF STUDY, YEAR OF STUDY AND SEX, 2024/2025 ACADEMIC YEAR

 (nastavak)
 (continued)

	Ukupno Total		Godina studija Year of study											
			I.		II.		III.		IV.		V.		VI.	
	svega All	stu- dence Female students	svega All	stu- dence Female students	svega All	stu- dence Female students	svega All	stu- dence Female students	svega All	stu- dence Female students	svega All	stu- dence Female students	svega All	stu- dence Female students
Sveučilišni studij University study	101 891	63 337	37 273	22 078	33 027	20 682	20 063	12 728	5 179	3 548	5 225	3 524	1 124	777
Redoviti/ Full-time	83 941	51 461	31 976	18 558	27 107	16 725	16 159	10 257	3 772	2 545	3 836	2 621	1 091	755
Prirodoslovno-matematički fakultet, Split Faculty of Science, Split	1 079	688	420	266	391	258	268	164	-	-	-	-	-	-
Redoviti/ Full-time	1 079	688	420	266	391	258	268	164	-	-	-	-	-	-
Prirodoslovno-matematički fakultet, Zagreb Faculty of Science, Zagreb	3 206	1 882	1 193	680	1 233	746	559	349	88	43	133	64	-	-
Redoviti/ Full-time	3 204	1 881	1 191	679	1 233	746	559	349	88	43	133	64	-	-
Fakultet primijenjene matematike i informatike, Osijek Faculty of Applied Mathematics and Informatics, Osijek	454	266	140	76	196	126	117	63	-	-	1	1	-	-
Redoviti/ Full-time	392	218	140	76	164	97	87	44	-	-	1	1	-	-
Fakultet za matematiku Sveučilišta u Rijeci Faculty of Mathematics of University of Rijeka	137	100	57	40	47	39	33	21	-	-	-	-	-	-
Redoviti/ Full-time	117	82	48	32	36	29	33	21	-	-	-	-	-	-
Odjel za fiziku Sveučilišta u Osijeku Department of Physics of University of Osijek	56	28	22	10	23	12	11	6	-	-	-	-	-	-
Redoviti/ Full-time	39	17	18	7	17	8	4	2	-	-	-	-	-	-
Fakultet za fiziku Sveučilišta u Rijeci Faculty of Physics of University of Rijeka	80	45	28	15	27	12	25	18	-	-	-	-	-	-
Redoviti/ Full-time	80	45	28	15	27	12	25	18	-	-	-	-	-	-
Odjel za kemiju Sveučilišta u Osijeku Department of Chemistry of University of Osijek	123	93	39	29	50	37	34	27	-	-	-	-	-	-
Redoviti/ Full-time	123	93	39	29	50	37	34	27	-	-	-	-	-	-
Odjel za biologiju Sveučilišta u Osijeku Department of Biology of University of Osijek	224	171	79	60	81	58	64	53	-	-	-	-	-	-
Redoviti/ Full-time	224	171	79	60	81	58	64	53	-	-	-	-	-	-
Arhitektonski fakultet, Zagreb Faculty of Architecture, Zagreb	1 053	727	490	331	364	249	199	147	-	-	-	-	-	-
Redoviti/ Full-time	1 053	727	490	331	364	249	199	147	-	-	-	-	-	-

2.5. STUDENTI PREMA VISOKIM UČILIŠTIMA, NAČINU STUDIRANJA, GODINI STUDIJA I SPOLU U AK. G. 2024./2025.
STUDENTS, BY INSTITUTIONS OF HIGHER EDUCATION, MODE OF STUDY, YEAR OF STUDY AND SEX, 2024/2025 ACADEMIC YEAR

 (nastavak)
 (continued)

	Ukupno Total		Godina studija Year of study											
			I.		II.		III.		IV.		V.		VI.	
	svoga All	stu- dence Female students	svoga All	stu- dence Female students	svoga All	stu- dence Female students	svoga All	stu- dence Female students	svoga All	stu- dence Female students	svoga All	stu- dence Female students	svoga All	stu- dence Female students
Građevinski i arhitektonski fakultet, Osijek <i>Faculty of Civil Engineering and Architecture, Osijek</i>	765	450	267	148	274	170	224	132	-	-	-	-	-	-
Redoviti/ Full-time	764	450	266	148	274	170	224	132	-	-	-	-	-	-
Građevinski fakultet, Rijeka <i>Faculty of Civil Engineering, Rijeka</i>	442	236	229	118	122	61	91	57	-	-	-	-	-	-
Redoviti/ Full-time	442	236	229	118	122	61	91	57	-	-	-	-	-	-
Građevinski fakultet, Zagreb <i>Faculty of Civil Engineering, Zagreb</i>	1 387	651	586	256	532	248	269	147	-	-	-	-	-	-
Redoviti/ Full-time	1 387	651	586	256	532	248	269	147	-	-	-	-	-	-
Fakultet građevinarstva, arhitekture i geodezije, Split <i>Faculty of Civil Engineering, Architecture and Geodesy, Split</i>	951	581	330	190	408	261	213	130	-	-	-	-	-	-
Redoviti/ Full-time	951	581	330	190	408	261	213	130	-	-	-	-	-	-
Geodetski fakultet, Zagreb <i>Faculty of Geodesy, Zagreb</i>	624	232	268	96	220	84	136	52	-	-	-	-	-	-
Redoviti/ Full-time	624	232	268	96	220	84	136	52	-	-	-	-	-	-
Geotehnički fakultet, Varaždin <i>Faculty of Geotechnical Engineering, Varaždin</i>	84	56	38	26	32	23	14	7	-	-	-	-	-	-
Redoviti/ Full-time	66	46	34	25	22	16	10	5	-	-	-	-	-	-
Grafički fakultet, Zagreb <i>Faculty of Graphic Arts, Zagreb</i>	955	697	367	273	374	279	214	145	-	-	-	-	-	-
Redoviti/ Full-time	955	697	367	273	374	279	214	145	-	-	-	-	-	-
Fakultet strojarstva i brodogradnje, Zagreb <i>Faculty of Mechanical Engineering and Naval Architecture, Zagreb</i>	2 616	600	1 238	274	838	195	422	101	118	30	-	-	-	-
Redoviti/ Full-time	2 613	600	1 235	274	838	195	422	101	118	30	-	-	-	-
Tehnički fakultet, Rijeka <i>Faculty of Engineering, Rijeka</i>	1 220	186	377	55	474	77	369	54	-	-	-	-	-	-
Redoviti/ Full-time	1 119	176	360	54	435	71	324	51	-	-	-	-	-	-

2.5. STUDENTI PREMA VISOKIM UČILIŠTIMA, NAČINU STUDIRANJA, GODINI STUDIJA I SPOLU U AK. G. 2024./2025.
STUDENTS, BY INSTITUTIONS OF HIGHER EDUCATION, MODE OF STUDY, YEAR OF STUDY AND SEX, 2024/2025 ACADEMIC YEAR

 (nastavak)
 (continued)

	Ukupno Total		Godina studija Year of study											
			I.		II.		III.		IV.		V.		VI.	
	svega All	stu- dence Female students	svega All	stu- dence Female students	svega All	stu- dence Female students	svega All	stu- dence Female students	svega All	stu- dence Female students	svega All	stu- dence Female students	svega All	stu- dence Female students
Fakultet elektrotehnike, strojarstva i brodogradnje, Split <i>Faculty of Electrical Engineering, Mechanical Engineering and Naval Architecture, Split</i>	1 799	534	808	224	634	205	357	105	-	-	-	-	-	-
Redoviti/ Full-time	1 796	532	805	222	634	205	357	105	-	-	-	-	-	-
Fakultet elektrotehnike, računarstva i informacijskih tehnologija, Osijek <i>Faculty of Electrical Engineering, Computer Science and Information Technology, Osijek</i>	1 319	259	537	87	546	115	236	57	-	-	-	-	-	-
Redoviti/ Full-time	1 249	250	499	83	521	111	229	56	-	-	-	-	-	-
Fakultet elektrotehnike i računarstva, Zagreb <i>Faculty of Electrical Engineering and Computing, Zagreb</i>	3 942	1 022	1 863	499	1 350	324	729	199	-	-	-	-	-	-
Redoviti/ Full-time	3 942	1 022	1 863	499	1 350	324	729	199	-	-	-	-	-	-
Fakultet prometnih znanosti, Zagreb <i>Faculty of Transport and Traffic Engineering, Zagreb</i>	1 464	397	747	200	441	130	276	67	-	-	-	-	-	-
Redoviti/ Full-time	995	276	564	150	271	82	160	44	-	-	-	-	-	-
Rudarsko-geološko-naftni fakultet, Zagreb <i>Faculty of Mining, Geology and Petroleum Engineering, Zagreb</i>	494	185	255	86	155	60	84	39	-	-	-	-	-	-
Redoviti/ Full-time	494	185	255	86	155	60	84	39	-	-	-	-	-	-
Metalurški fakultet, Sisak <i>Faculty of Metallurgy, Sisak</i>	150	61	64	22	54	23	32	16	-	-	-	-	-	-
Redoviti/ Full-time	73	35	33	12	24	14	16	9	-	-	-	-	-	-
Kemijsko-tehnološki fakultet, Split <i>Faculty of Chemistry and Technology, Split</i>	362	320	156	134	143	128	63	58	-	-	-	-	-	-
Redoviti/ Full-time	362	320	156	134	143	128	63	58	-	-	-	-	-	-
Fakultet kemijskog inženjerstva i tehnologije, Zagreb <i>Faculty of Chemical Engineering and Technology, Zagreb</i>	1 076	841	514	394	373	298	189	149	-	-	-	-	-	-
Redoviti/ Full-time	1 076	841	514	394	373	298	189	149	-	-	-	-	-	-

2.5. STUDENTI PREMA VISOKIM UČILIŠTIMA, NAČINU STUDIRANJA, GODINI STUDIJA I SPOLU U AK. G. 2024./2025.
STUDENTS, BY INSTITUTIONS OF HIGHER EDUCATION, MODE OF STUDY, YEAR OF STUDY AND SEX, 2024/2025 ACADEMIC YEAR

 (nastavak)
 (continued)

	Ukupno Total		Godina studija Year of study											
			I.		II.		III.		IV.		V.		VI.	
	svega All	stu- dence Female students	svega All	stu- dence Female students	svega All	stu- dence Female students	svega All	stu- dence Female students	svega All	stu- dence Female students	svega All	stu- dence Female students	svega All	stu- dence Female students
Tekstilno-tehnološki fakultet, Zagreb <i>Faculty of Textile Technology, Zagreb</i>	434	395	184	164	168	153	82	78	-	-	-	-	-	-
Redoviti/ Full-time	431	392	184	164	167	152	80	76	-	-	-	-	-	-
Pomorski fakultet, Rijeka <i>Faculty of Maritime Studies, Rijeka</i>	1 310	246	415	76	500	107	395	63	-	-	-	-	-	-
Redoviti/ Full-time	902	189	346	61	357	84	199	44	-	-	-	-	-	-
Pomorski fakultet, Split <i>Faculty of Maritime Studies, Split</i>	1 105	236	446	83	466	119	193	34	-	-	-	-	-	-
Redoviti/ Full-time	681	164	342	71	257	75	82	18	-	-	-	-	-	-
Sveučilište u Zagrebu <i>University of Zagreb</i>	297	66	117	20	52	10	68	23	60	13	-	-	-	-
Redoviti/ Full-time	297	66	117	20	52	10	68	23	60	13	-	-	-	-
Medicinski fakultet, Osijek <i>Faculty of Medicine, Osijek</i>	752	519	193	156	191	134	123	76	96	67	70	44	79	42
Redoviti/ Full-time	752	519	193	156	191	134	123	76	96	67	70	44	79	42
Medicinski fakultet, Rijeka <i>Faculty of Medicine, Rijeka</i>	1 335	943	299	231	289	212	246	170	185	132	162	104	154	94
Redoviti/ Full-time	1 335	943	299	231	289	212	246	170	185	132	162	104	154	94
Medicinski fakultet, Split <i>Faculty of Medicine, Split</i>	1 242	909	251	194	239	184	198	142	195	136	198	140	161	113
Redoviti/ Full-time	1 242	909	251	194	239	184	198	142	195	136	198	140	161	113
Medicinski fakultet, Zagreb <i>Faculty of Medicine, Zagreb</i>	2 207	1 465	476	312	464	323	353	229	315	212	282	190	317	199
Redoviti/ Full-time	2 139	1 406	445	287	427	289	353	229	315	212	282	190	317	199
Fakultet za dentalnu medicinu i zdravstvo, Osijek <i>Faculty of Dental Medicine and Health, Osijek</i>	1 090	866	405	336	386	309	212	164	27	19	27	16	33	22
Redoviti/ Full-time	280	224	110	89	116	91	54	44	-	-	-	-	-	-
Fakultet dentalne medicine, Rijeka <i>Faculty of Dental Medicine, Rijeka</i>	267	216	51	38	54	48	49	37	46	37	36	28	31	28
Redoviti/ Full-time	245	196	51	38	34	30	47	35	46	37	36	28	31	28
Fakultet zdravstvenih studija, Rijeka <i>Faculty of Health Studies, Rijeka</i>	579	470	222	172	286	239	71	59	-	-	-	-	-	-
Redoviti/ Full-time	125	114	51	45	47	46	27	23	-	-	-	-	-	-

2.5. STUDENTI PREMA VISOKIM UČILIŠTIMA, NAČINU STUDIRANJA, GODINI STUDIJA I SPOLU U AK. G. 2024./2025.
STUDENTS, BY INSTITUTIONS OF HIGHER EDUCATION, MODE OF STUDY, YEAR OF STUDY AND SEX, 2024/2025 ACADEMIC YEAR

 (nastavak)
 (continued)

	Ukupno Total		Godina studija Year of study											
			I.		II.		III.		IV.		V.		VI.	
	svega All	stu- dence Female students	svega All	stu- dence Female students	svega All	stu- dence Female students	svega All	stu- dence Female students	svega All	stu- dence Female students	svega All	stu- dence Female students	svega All	stu- dence Female students
Sveučilišni odjel zdravstvenih studija, Split <i>University Department of Health Sciences, Split</i>	783	662	232	190	293	249	258	223	-	-	-	-	-	-
Redoviti/ Full-time	390	347	132	110	116	108	142	129	-	-	-	-	-	-
Stomatološki fakultet, Zagreb <i>Faculty of Dental Medicine, Zagreb</i>	650	499	143	115	96	77	91	73	95	68	110	80	115	86
Redoviti/ Full-time	650	499	143	115	96	77	91	73	95	68	110	80	115	86
Farmaceutsko-biokemijski fakultet, Zagreb <i>Faculty of Pharmacy and Biochemistry, Zagreb</i>	1 036	824	212	170	185	150	201	166	150	116	288	222	-	-
Redoviti/ Full-time	1 036	824	212	170	185	150	201	166	150	116	288	222	-	-
Fakultet za biotehnologiju i razvoj lijekova, Rijeka <i>Faculty of Biotechnology and Drug Development, Rijeka</i>	273	230	106	88	108	93	59	49	-	-	-	-	-	-
Redoviti/ Full-time	273	230	106	88	108	93	59	49	-	-	-	-	-	-
Veterinarski fakultet, Zagreb <i>Faculty of Veterinary Medicine, Zagreb</i>	1 058	875	203	173	183	143	159	138	164	133	115	95	234	193
Redoviti/ Full-time	1 058	875	203	173	183	143	159	138	164	133	115	95	234	193
Prehrambeno-tehnološki fakultet, Osijek <i>Faculty of Food Technology, Osijek</i>	396	327	129	108	173	140	94	79	-	-	-	-	-	-
Redoviti/ Full-time	395	327	129	108	173	140	93	79	-	-	-	-	-	-
Prehrambeno-biotehnološki fakultet, Zagreb <i>Faculty of Food Technology and Biotechnology, Zagreb</i>	1 027	885	373	311	451	390	203	184	-	-	-	-	-	-
Redoviti/ Full-time	1 025	883	371	309	451	390	203	184	-	-	-	-	-	-
Fakultet agrobiotehničkih znanosti, Osijek <i>Faculty of Agrobiotechnical Sciences, Osijek</i>	676	275	233	97	325	127	118	51	-	-	-	-	-	-
Redoviti/ Full-time	428	183	163	71	202	84	63	28	-	-	-	-	-	-
Fakultet turizma i ruralnog razvoja u Požegi <i>Faculty of Tourism and Rural Development, Požega</i>	49	37	25	19	15	13	9	5	-	-	-	-	-	-
Redoviti/ Full-time	35	28	20	15	8	8	7	5	-	-	-	-	-	-

2.5. STUDENTI PREMA VISOKIM UČILIŠTIMA, NAČINU STUDIRANJA, GODINI STUDIJA I SPOLU U AK. G. 2024./2025.
STUDENTS, BY INSTITUTIONS OF HIGHER EDUCATION, MODE OF STUDY, YEAR OF STUDY AND SEX, 2024/2025 ACADEMIC YEAR

 (nastavak)
 (continued)

	Ukupno Total		Godina studija Year of study											
			I.		II.		III.		IV.		V.		VI.	
	svega All	stu- dence Female students	svega All	stu- dence Female students	svega All	stu- dence Female students	svega All	stu- dence Female students	svega All	stu- dence Female students	svega All	stu- dence Female students	svega All	stu- dence Female students
Agronomski fakultet, Zagreb <i>Faculty of Agriculture, Zagreb</i>	1 374	875	631	392	526	343	217	140	-	-	-	-	-	-
Redoviti/ Full-time	1 373	874	630	391	526	343	217	140	-	-	-	-	-	-
Sveučilišni odjel za studije mora, Split <i>University Department for Maritime Studies, Split</i>	140	110	40	33	72	54	28	23	-	-	-	-	-	-
Redoviti/ Full-time	140	110	40	33	72	54	28	23	-	-	-	-	-	-
Fakultet šumarstva i drvne tehnologije, Zagreb <i>Faculty of Forestry and Wood Technology, Zagreb</i>	648	240	395	140	201	76	52	24	-	-	-	-	-	-
Redoviti/ Full-time	648	240	395	140	201	76	52	24	-	-	-	-	-	-
Ekonomski fakultet, Osijek <i>Faculty of Economics and Business, Osijek</i>	1 409	866	541	319	626	398	242	149	-	-	-	-	-	-
Redoviti/ Full-time	1 005	640	428	256	428	285	149	99	-	-	-	-	-	-
Ekonomski fakultet, Rijeka <i>Faculty of Economics and Business, Rijeka</i>	1 994	1 424	702	492	706	510	586	422	-	-	-	-	-	-
Redoviti/ Full-time	1 273	893	453	309	443	322	377	262	-	-	-	-	-	-
Ekonomski fakultet, Split <i>Faculty of Economics, Business and Tourism, Split</i>	1 658	1 071	793	493	611	415	254	163	-	-	-	-	-	-
Redoviti/ Full-time	1 474	952	770	477	528	362	176	113	-	-	-	-	-	-
Ekonomski fakultet, Zagreb <i>Faculty of Economics and Business, Zagreb</i>	6 834	4 212	2 321	1 357	980	621	839	506	876	564	1 818	1 164	-	-
Redoviti/ Full-time	5 256	3 253	1 882	1 095	848	538	712	436	685	443	1 129	741	-	-
Fakultet za menadžment u turizmu i ugostiteljstvu, Opatija <i>Faculty of Tourism and Hospitality Management, Opatija</i>	1 212	838	522	349	186	130	178	125	326	234	-	-	-	-
Redoviti/ Full-time	704	483	289	182	139	102	137	96	139	103	-	-	-	-
Fakultet za menadžment u turizmu i ugostiteljstvu, Opatija – centar u Zaboku <i>Faculty of Tourism and Hospitality Management, Opatija – Department in Zabok</i>	492	321	83	55	71	48	84	57	254	161	-	-	-	-
Redoviti/ Full-time	492	321	83	55	71	48	84	57	254	161	-	-	-	-

2.5. STUDENTI PREMA VISOKIM UČILIŠTIMA, NAČINU STUDIRANJA, GODINI STUDIJA I SPOLU U AK. G. 2024./2025.
STUDENTS, BY INSTITUTIONS OF HIGHER EDUCATION, MODE OF STUDY, YEAR OF STUDY AND SEX, 2024/2025 ACADEMIC YEAR

 (nastavak)
 (continued)

	Ukupno Total		Godina studija Year of study											
			I.		II.		III.		IV.		V.		VI.	
	svega All	stu- dence Female students	svega All	stu- dence Female students	svega All	stu- dence Female students	svega All	stu- dence Female students	svega All	stu- dence Female students	svega All	stu- dence Female students	svega All	stu- dence Female students
Fakultet organizacije i informatike, Varaždin <i>Faculty of Organization and Informatics, Varaždin</i>	1 745	658	805	300	656	239	284	119	-	-	-	-	-	-
Redoviti/ Full-time	1 514	573	704	261	571	211	239	101	-	-	-	-	-	-
Fakultet informatike i digitalnih tehnologija, Rijeka <i>Faculty of Informatics and Digital Technologies, Rijeka</i>	423	105	145	31	150	41	128	33	-	-	-	-	-	-
Redoviti/ Full-time	413	102	139	29	148	40	126	33	-	-	-	-	-	-
Pravni fakultet, Osijek <i>Faculty of Law, Osijek</i>	1 329	1 042	326	274	278	231	240	177	267	200	218	160	-	-
Redoviti/ Full-time	610	511	257	213	163	143	91	75	50	37	49	43	-	-
Pravni fakultet, Rijeka <i>Faculty of Law, Rijeka</i>	928	706	259	197	219	172	168	131	138	99	144	107	-	-
Redoviti/ Full-time	744	569	226	172	177	140	135	105	113	83	93	69	-	-
Pravni fakultet, Split <i>Faculty of Law, Split</i>	1 202	861	231	167	318	227	180	119	217	162	256	186	-	-
Redoviti/ Full-time	544	400	184	136	131	97	65	42	68	53	96	72	-	-
Pravni fakultet, Zagreb <i>Faculty of Law, Zagreb</i>	4 082	3 139	1 677	1 330	483	362	854	663	639	490	429	294	-	-
Redoviti/ Full-time	2 511	1 934	1 308	1 018	346	267	362	279	312	235	183	135	-	-
Fakultet političkih znanosti, Zagreb <i>Faculty of Political Sciences, Zagreb</i>	1 300	913	564	379	383	295	230	167	123	72	-	-	-	-
Redoviti/ Full-time	1 274	902	538	368	383	295	230	167	123	72	-	-	-	-
Kineziološki fakultet, Osijek <i>Faculty of Kinesiology, Osijek</i>	403	110	183	48	160	44	60	18	-	-	-	-	-	-
Redoviti/ Full-time	309	90	126	34	138	41	45	15	-	-	-	-	-	-
Kineziološki fakultet, Split <i>Faculty of Kinesiology, Split</i>	389	156	164	64	150	61	75	31	-	-	-	-	-	-
Redoviti/ Full-time	389	156	164	64	150	61	75	31	-	-	-	-	-	-
Kineziološki fakultet, Zagreb <i>Faculty of Kinesiology, Zagreb</i>	1 377	481	403	134	266	97	214	79	181	67	313	104	-	-
Redoviti/ Full-time	1 377	481	403	134	266	97	214	79	181	67	313	104	-	-
Fakultet za odgojne i obrazovne znanosti, Osijek <i>Faculty of Educational Sciences, Osijek</i>	1 096	1 063	381	368	343	333	245	242	59	56	68	64	-	-
Redoviti/ Full-time	625	603	215	204	158	153	151	148	53	50	48	48	-	-

2.5. STUDENTI PREMA VISOKIM UČILIŠTIMA, NAČINU STUDIRANJA, GODINI STUDIJA I SPOLU U AK. G. 2024./2025.
STUDENTS, BY INSTITUTIONS OF HIGHER EDUCATION, MODE OF STUDY, YEAR OF STUDY AND SEX, 2024/2025 ACADEMIC YEAR

 (nastavak)
 (continued)

	Ukupno Total		Godina studija Year of study											
			I.		II.		III.		IV.		V.		VI.	
	svoga All	stu- dentice Female students	svoga All	stu- dentice Female students	svoga All	stu- dentice Female students	svoga All	stu- dentice Female students	svoga All	stu- dentice Female students	svoga All	stu- dentice Female students	svoga All	stu- dentice Female students
Učiteljski fakultet, Rijeka Faculty of Teacher Education, Rijeka	536	523	171	163	148	148	142	142	25	24	50	46	-	-
Redoviti/ Full-time	363	352	118	112	68	68	102	102	25	24	50	46	-	-
Učiteljski fakultet, Zagreb Faculty of Teacher Education, Zagreb	1 639	1 588	440	423	558	552	331	318	134	126	176	169	-	-
Redoviti/ Full-time	1 183	1 139	308	294	321	316	244	234	134	126	176	169	-	-
Učiteljski fakultet, Zagreb – centar u Čakovcu Faculty of Teacher Education, Zagreb – Department in Čakovec	571	553	196	191	148	142	176	173	24	23	27	24	-	-
Redoviti/ Full-time	332	315	91	86	93	88	97	94	24	23	27	24	-	-
Učiteljski fakultet, Zagreb – centar u Petrinji Faculty of Teacher Education, Zagreb – Department in Petrinja	506	488	206	201	103	101	151	145	34	30	12	11	-	-
Redoviti/ Full-time	246	235	114	110	41	41	45	43	34	30	12	11	-	-
Edukacijsko-rehabilitacijski fakultet, Zagreb Faculty of Education and Rehabilitation, Zagreb	940	906	337	323	439	422	164	161	-	-	-	-	-	-
Redoviti/ Full-time	917	885	327	315	432	415	158	155	-	-	-	-	-	-
Filozofski fakultet, Osijek Faculty of Humanities and Social Sciences, Osijek	1 124	850	405	309	479	364	240	177	-	-	-	-	-	-
Redoviti/ Full-time	1 124	850	405	309	479	364	240	177	-	-	-	-	-	-
Filozofski fakultet, Rijeka Faculty of Humanities and Social Sciences, Rijeka	1 144	972	380	332	455	383	309	257	-	-	-	-	-	-
Redoviti/ Full-time	1 098	926	356	308	433	361	309	257	-	-	-	-	-	-
Filozofski fakultet, Split Faculty of Humanities and Social Sciences, Split	1 538	1 345	546	480	572	490	320	280	42	39	58	56	-	-
Redoviti/ Full-time	1 377	1 184	486	420	471	389	320	280	42	39	58	56	-	-
Filozofski fakultet, Zagreb Faculty of Humanities and Social Sciences, Zagreb	5 262	4 142	1 688	1 306	2 230	1 755	1 221	1 007	105	67	18	7	-	-
Redoviti/ Full-time	5 135	4 041	1 650	1 277	2 141	1 683	1 221	1 007	105	67	18	7	-	-

2.5. STUDENTI PREMA VISOKIM UČILIŠTIMA, NAČINU STUDIRANJA, GODINI STUDIJA I SPOLU U AK. G. 2024./2025.
STUDENTS, BY INSTITUTIONS OF HIGHER EDUCATION, MODE OF STUDY, YEAR OF STUDY AND SEX, 2024/2025 ACADEMIC YEAR

 (nastavak)
 (continued)

	Ukupno Total		Godina studija Year of study											
			I.		II.		III.		IV.		V.		VI.	
	svega All	stu- dentice Female students	svega All	stu- dentice Female students	svega All	stu- dentice Female students	svega All	stu- dentice Female students	svega All	stu- dentice Female students	svega All	stu- dentice Female students	svega All	stu- dentice Female students
Fakultet hrvatskih studija, Zagreb <i>Faculty of Croatian Studies, Zagreb</i>	1 193	931	477	360	494	390	222	181	-	-	-	-	-	-
Redoviti/ Full-time	1 193	931	477	360	494	390	222	181	-	-	-	-	-	-
Sveučilišni odjel za forenzične znanosti, Split <i>University Department of Forensic Sciences, Split</i>	378	257	154	113	143	86	81	58	-	-	-	-	-	-
Redoviti/ Full-time	378	257	154	113	143	86	81	58	-	-	-	-	-	-
Sveučilište u Dubrovniku <i>University of Dubrovnik</i>	860	377	338	139	312	150	210	88	-	-	-	-	-	-
Redoviti/ Full-time	644	286	263	103	237	119	144	64	-	-	-	-	-	-
Sveučilište Algebra, Zagreb <i>Algebra University, Zagreb</i>	156	28	154	28	2	-	-	-	-	-	-	-	-	-
Redoviti/ Full-time	125	24	124	24	1	-	-	-	-	-	-	-	-	-
Sveučilište u Puli – Pola <i>University of Pula – Pola</i>	2 848	1 931	1 063	687	1 030	701	707	500	33	28	15	15	-	-
Redoviti/ Full-time	1 881	1 239	617	386	667	431	549	379	33	28	15	15	-	-
Sveučilište u Rijeci <i>University of Rijeka</i>	194	157	79	66	75	59	40	32	-	-	-	-	-	-
Redoviti/ Full-time	190	156	79	66	72	59	39	31	-	-	-	-	-	-
Sveučilište u Slavonskom Brodu <i>University of Slavonski Brod</i>	1 226	623	393	220	458	214	339	159	17	15	19	15	-	-
Redoviti/ Full-time	395	180	134	61	157	56	81	43	9	9	14	11	-	-
Sveučilište u Splitu <i>University of Split</i>	155	119	57	43	54	46	44	30	-	-	-	-	-	-
Redoviti/ Full-time	155	119	57	43	54	46	44	30	-	-	-	-	-	-
Sveučilište Vern <i>Vern University</i>	176	95	69	41	58	26	49	28	-	-	-	-	-	-
Redoviti/ Full-time	153	82	60	36	56	25	37	21	-	-	-	-	-	-
Sveučilište u Zadru <i>University of Zadar</i>	4 123	3 121	1 396	1 027	1 704	1 305	868	638	49	49	106	102	-	-
Redoviti/ Full-time	2 626	2 077	1 067	817	976	766	463	375	33	33	87	86	-	-
Sveučilište Sjever, Koprivnica <i>University North, Koprivnica</i>	1 495	891	638	349	688	424	169	118	-	-	-	-	-	-
Redoviti/ Full-time	846	521	398	225	328	215	120	81	-	-	-	-	-	-

2.5. STUDENTI PREMA VISOKIM UČILIŠTIMA, NAČINU STUDIRANJA, GODINI STUDIJA I SPOLU U AK. G. 2024./2025.
STUDENTS, BY INSTITUTIONS OF HIGHER EDUCATION, MODE OF STUDY, YEAR OF STUDY AND SEX, 2024/2025 ACADEMIC YEAR

 (nastavak)
 (continued)

	Ukupno Total		Godina studija Year of study											
			I.		II.		III.		IV.		V.		VI.	
	svega All	stu- dence Female students	svega All	stu- dence Female students	svega All	stu- dence Female students	svega All	stu- dence Female students	svega All	stu- dence Female students	svega All	stu- dence Female students	svega All	stu- dence Female students
Libertas međunarodno sveučilište, Zagreb <i>Libertas International University, Zagreb</i>	1 200	675	454	259	445	244	301	172	-	-	-	-	-	-
Redoviti/ Full-time	767	432	297	169	269	154	201	109	-	-	-	-	-	-
Hrvatsko katoličko sveučilište, Zagreb <i>Croatian Catholic University, Zagreb</i>	1 387	1 113	470	389	591	477	284	219	42	28	-	-	-	-
Redoviti/ Full-time	1 140	898	396	322	460	362	242	186	42	28	-	-	-	-
Katolički bogoslovni fakultet, Đakovo <i>Catholic Theological Faculty, Đakovo</i>	58	16	16	5	9	3	13	4	3	-	17	4	-	-
Redoviti/ Full-time	54	16	16	5	8	3	13	4	3	-	14	4	-	-
Katolički bogoslovni fakultet, Split <i>Catholic Theological Faculty, Split</i>	111	54	33	21	29	16	24	12	10	2	15	3	-	-
Redoviti/ Full-time	111	54	33	21	29	16	24	12	10	2	15	3	-	-
Katolički bogoslovni fakultet, Zagreb <i>Catholic Theological Faculty and Institutes, Zagreb</i>	282	96	82	31	67	29	53	21	40	6	40	9	-	-
Redoviti/ Full-time	282	96	82	31	67	29	53	21	40	6	40	9	-	-
Fakultet filozofije i religijskih znanosti, Zagreb <i>Faculty of Philosophy and Religious Studies, Zagreb</i>	55	29	16	7	25	13	14	9	-	-	-	-	-	-
Redoviti/ Full-time	36	19	9	4	17	8	10	7	-	-	-	-	-	-
Filozofsko-teološki institut Družbe Isusove, Zagreb <i>Institute of Philosophy of the Society of Jesus, Zagreb</i>	48	1	17	-	9	-	16	1	2	-	4	-	-	-
Redoviti/ Full-time	48	1	17	-	9	-	16	1	2	-	4	-	-	-
Sveučilišni centar za protestantsku teologiju Matija Vlačić Ilirik, Zagreb <i>University Center for Protestant Theology Matthias Flacius Illyricus Zagreb</i>	23	12	5	1	11	7	7	4	-	-	-	-	-	-
Redoviti/ Full-time	21	10	5	1	11	7	5	2	-	-	-	-	-	-

2.5. STUDENTI PREMA VISOKIM UČILIŠTIMA, NAČINU STUDIRANJA, GODINI STUDIJA I SPOLU U AK. G. 2024./2025.
STUDENTS, BY INSTITUTIONS OF HIGHER EDUCATION, MODE OF STUDY, YEAR OF STUDY AND SEX, 2024/2025 ACADEMIC YEAR

 (nastavak)
 (continued)

	Ukupno Total		Godina studija Year of study											
			I.		II.		III.		IV.		V.		VI.	
	svoga All	stu- dence Female students	svoga All	stu- dence Female students	svoga All	stu- dence Female students	svoga All	stu- dence Female students	svoga All	stu- dence Female students	svoga All	stu- dence Female students	svoga All	stu- dence Female students
Umjetničke akademije Art academies	2 632	1 840	884	636	825	582	567	394	192	122	164	106	-	-
Redoviti/ Full-time	2 428	1 706	820	588	741	531	514	360	189	121	164	106	-	-
Muzička akademija, Zagreb Academy of Music, Zagreb	508	297	103	61	87	48	90	50	92	54	136	84	-	-
Redoviti/ Full-time	508	297	103	61	87	48	90	50	92	54	136	84	-	-
Akademija likovnih umjetnosti, Zagreb Academy of Fine Arts, Zagreb	406	308	154	120	115	87	84	67	38	22	15	12	-	-
Redoviti/ Full-time	406	308	154	120	115	87	84	67	38	22	15	12	-	-
Akademija za umjetnosti i kulturu, Osijek Academy of Arts and Culture, Osijek	704	516	265	196	280	211	145	100	14	9	-	-	-	-
Redoviti/ Full-time	500	382	201	148	196	160	92	66	11	8	-	-	-	-
Umjetnička akademija, Split Arts Academy, Split	385	275	138	94	98	74	88	60	48	37	13	10	-	-
Redoviti/ Full-time	385	275	138	94	98	74	88	60	48	37	13	10	-	-
Akademija dramske umjetnosti, Zagreb Academy of Dramatic Art, Zagreb	331	192	128	82	126	62	77	48	-	-	-	-	-	-
Redoviti/ Full-time	331	192	128	82	126	62	77	48	-	-	-	-	-	-
Akademija primijenjenih umjetnosti, Rijeka Academy of Applied Arts, Rijeka	298	252	96	83	119	100	83	69	-	-	-	-	-	-
Redoviti/ Full-time	298	252	96	83	119	100	83	69	-	-	-	-	-	-

2.6. STUDENTI PREMA ŽUPANIJI I GRADU/OPĆINI PREBIVALIŠTA, VRSTAMA VISOKIH UČILIŠTA I NAČINU STUDIRANJA U AK. G. 2024./2025.

STUDENTS, BY COUNTY AND TOWN/MUNICIPALITY OF RESIDENCE, TYPE OF INSTITUTION OF HIGHER EDUCATION AND MODE OF STUDY, 2024/2025 ACADEMIC YEAR

	Ukupno Total		Visoke škole Schools of professional higher education		Veleučilišta Polytechnics		Fakulteti Faculties				Umjetničke akademije Art academies	
	svega All	redoviti Full-time	svega All	redoviti Full-time	svega All	redoviti Full-time	stručni studij Professional study		sveučilišni studij University study		svega All	redoviti Full-time
							svega All	redoviti Full-time	svega All	redoviti Full-time		
Ukupno Total	147 454	107 998	27	5	21 959	10 327	20 945	11 297	101 891	83 941	2 632	2 428
Republika Hrvatska Republic of Croatia	140 127	101 003	16	5	21 059	9 520	20 400	10 821	96 147	78 355	2 505	2 302
Zagrebačka županija County of Zagreb	11 254	7 485	1	1	2 672	1 014	1 649	817	6 803	5 524	129	129
Gradovi/ Towns	8 971	6 071	-	-	2 021	797	1 343	666	5 499	4 500	108	108
Dugo Selo	969	646	-	-	224	84	170	99	565	453	10	10
Ivanić-Grad	450	297	-	-	115	42	64	29	266	221	5	5
Jastrebarsko	691	487	-	-	169	90	88	38	425	350	9	9
Samobor	1 563	1 090	-	-	325	126	228	123	986	817	24	24
Sveta Nedelja	747	507	-	-	166	56	103	52	466	387	12	12
Sveti Ivan Zelina	557	371	-	-	91	36	102	43	357	285	7	7
Velika Gorica	2 489	1 695	-	-	568	217	384	205	1 515	1 251	22	22
Vrbovec	388	255	-	-	89	39	68	26	229	188	2	2
Zaprešić	1 117	723	-	-	274	107	136	51	690	548	17	17
Općine/ Municipalities	2 283	1 414	1	1	651	217	306	151	1 304	1 024	21	21
Bedenica	49	32	-	-	10	3	10	3	28	25	1	1
Bistra	263	142	1	1	75	18	28	8	157	113	2	2
Brckovljani	22	9	-	-	6	2	7	4	9	3	-	-
Brdovec	406	264	-	-	119	36	38	21	244	202	5	5
Dubrava	117	78	-	-	40	22	23	11	53	44	1	1
Dubravica	46	24	-	-	10	1	6	3	29	19	1	1
Farkaševac	25	15	-	-	11	5	5	3	9	7	-	-
Gradec	57	31	-	-	21	7	10	6	26	18	-	-
Jakovlje	73	38	-	-	24	7	9	2	40	29	-	-
Klinča Sela	75	43	-	-	21	6	11	6	43	31	-	-
Kloštar Ivanić	165	104	-	-	41	14	28	14	95	75	1	1
Krašić	71	43	-	-	17	6	7	1	47	36	-	-
Kravarsko	109	74	-	-	24	8	16	10	69	56	-	-
Križ	173	115	-	-	54	23	14	9	104	82	1	1
Luka	39	23	-	-	13	6	5	1	21	16	-	-
Marija Gorica	41	29	-	-	9	3	3	2	29	24	-	-
Orle	27	18	-	-	8	3	8	7	11	8	-	-
Pisarovina	100	64	-	-	31	10	15	9	49	40	5	5
Pokupsko	36	23	-	-	8	2	10	6	18	15	-	-
Preseka	29	21	-	-	8	3	6	3	15	15	-	-
Pušća	112	72	-	-	33	10	13	6	65	55	1	1
Rakovec	31	20	-	-	7	3	8	3	16	14	-	-
Rugvica	76	38	-	-	30	11	12	5	33	21	1	1
Stupnik	123	86	-	-	27	8	11	7	83	69	2	2
Žumberak	18	8	-	-	4	-	3	1	11	7	-	-
Krapinsko-zagorska županija County of Krapina-Zagorje	3 823	2 636	-	-	862	457	537	272	2 373	1 859	51	48
Gradovi/ Towns	1 618	1 101	-	-	374	190	223	111	998	778	23	22
Donja Stubica	188	113	-	-	45	20	32	15	107	75	4	3
Klanjec	91	58	-	-	20	8	13	8	58	42	-	-

2.6. STUDENTI PREMA ŽUPANIJI I GRADU/OPĆINI PREBIVALIŠTA, VRSTAMA VISOKIH UČILIŠTA I NAČINU STUDIRANJA U AK. G. 2024./2025.

STUDENTS, BY COUNTY AND TOWN/MUNICIPALITY OF RESIDENCE, TYPE OF INSTITUTION OF HIGHER EDUCATION AND MODE OF STUDY, 2024/2025 ACADEMIC YEAR

(nastavak)
(continued)

	Ukupno <i>Total</i>		Visoke škole <i>Schools of professional higher education</i>		Veleučilišta <i>Polytechnics</i>		Fakulteti <i>Faculties</i>				Umjetničke akademije <i>Art academies</i>	
	svega <i>All</i>	redoviti <i>Full-time</i>	svega <i>All</i>	redoviti <i>Full-time</i>	svega <i>All</i>	redoviti <i>Full-time</i>	stručni studij <i>Professional study</i>		sveučilišni studij <i>University study</i>		svega <i>All</i>	redoviti <i>Full-time</i>
							svega <i>All</i>	redoviti <i>Full-time</i>	svega <i>All</i>	redoviti <i>Full-time</i>		
Krapina	483	339	-	-	113	60	56	25	312	252	2	2
Oroslavje	193	137	-	-	42	20	29	17	117	95	5	5
Pregrada	169	123	-	-	49	31	18	11	100	79	2	2
Zabok	325	212	-	-	72	36	41	15	207	156	5	5
Zlatar	169	119	-	-	33	15	34	20	97	79	5	5
<i>Općine/ Municipalities</i>	2 205	1 535	-	-	488	267	314	161	1 375	1 081	28	26
Bedekovčina	207	146	-	-	50	23	33	16	123	106	1	1
Budinščina	57	40	-	-	6	2	12	5	39	33	-	-
Desinić	65	48	-	-	14	10	9	6	40	30	2	2
Đurmanec	132	97	-	-	26	20	14	6	92	71	-	-
Gornja Stubica	151	98	-	-	36	20	30	14	85	64	-	-
Hrašćina	32	21	-	-	6	3	4	2	22	16	-	-
Hum na Sutli	127	93	-	-	40	28	16	6	71	59	-	-
Jesenje	30	24	-	-	7	4	1	1	22	19	-	-
Konjščina	116	84	-	-	13	7	20	12	82	65	1	-
Kraljevec na Sutli	34	22	-	-	7	1	3	3	23	17	1	1
Krapinske Toplice	152	113	-	-	28	14	17	10	103	85	4	4
Kumrovec	31	15	-	-	8	2	4	2	17	9	2	2
Lobor	87	62	-	-	19	11	13	8	50	39	5	4
Mače	62	52	-	-	15	11	9	9	38	32	-	-
Marija Bistrica	180	130	-	-	32	16	29	13	114	96	5	5
Mihovljan	47	35	-	-	8	7	7	5	32	23	-	-
Novi Golubovec	14	8	-	-	1	-	6	2	7	6	-	-
Petrovsko	60	41	-	-	18	8	-	-	41	32	1	1
Radoboj	98	72	-	-	21	13	10	6	65	51	2	2
Stubičke Toplice	86	53	-	-	23	14	16	4	47	35	-	-
Sveti Križ Začretje	157	99	-	-	42	19	25	10	89	69	1	1
Tuhelj	67	45	-	-	17	12	6	3	44	30	-	-
Veliko Trgovišće	135	92	-	-	36	16	18	11	79	63	2	2
Zagorska Sela	12	6	-	-	3	2	1	-	8	4	-	-
Zlatar-Bistrica	66	39	-	-	12	4	11	7	42	27	1	1
<i>Sisačko-moslavačka županija County of Sisak-Moslavina</i>	4 154	2 717	-	-	879	348	596	255	2 630	2 068	49	46
<i>Gradovi/ Towns</i>	3 602	2 359	-	-	749	288	512	222	2 294	1 805	47	44
Glina	173	119	-	-	32	13	22	11	118	94	1	1
Hrvatska Kostajnica	66	46	-	-	10	4	8	3	48	39	-	-
Kutina	655	459	-	-	98	35	119	55	426	357	12	12
Novska	348	228	-	-	65	36	56	23	220	164	7	5
Petrinja	679	446	-	-	155	52	87	44	426	339	11	11
Popovača	274	173	-	-	76	27	24	7	172	137	2	2
Sisak	1 407	888	-	-	313	121	196	79	884	675	14	13
<i>Općine/ Municipalities</i>	552	358	-	-	130	60	84	33	336	263	2	2
Donji Kukuruzari	27	19	-	-	5	4	7	2	15	13	-	-
Dvor	32	23	-	-	5	3	2	-	25	20	-	-
Gvozd	30	20	-	-	6	4	6	2	18	14	-	-
Hrvatska Dubica	34	26	-	-	8	6	6	3	20	17	-	-
Jasenovac	21	13	-	-	3	1	4	2	14	10	-	-
Lekenik	93	53	-	-	27	10	17	6	49	37	-	-

2.6. STUDENTI PREMA ŽUPANIJI I GRADU/OPĆINI PREBIVALIŠTA, VRSTAMA VISOKIH UČILIŠTA I NAČINU STUDIRANJA U AK. G. 2024./2025.

STUDENTS, BY COUNTY AND TOWN/MUNICIPALITY OF RESIDENCE, TYPE OF INSTITUTION OF HIGHER EDUCATION AND MODE OF STUDY, 2024/2025 ACADEMIC YEAR

(nastavak)
(continued)

	Ukupno <i>Total</i>		Visoke škole <i>Schools of professional higher education</i>		Veleučilišta <i>Polytechnics</i>		Fakulteti <i>Faculties</i>				Umjetničke akademije <i>Art academies</i>	
	svega <i>All</i>	redoviti <i>Full-time</i>	svega <i>All</i>	redoviti <i>Full-time</i>	svega <i>All</i>	redoviti <i>Full-time</i>	stručni studij <i>Professional study</i>		sveučilišni studij <i>University study</i>		svega <i>All</i>	redoviti <i>Full-time</i>
							svega <i>All</i>	redoviti <i>Full-time</i>	svega <i>All</i>	redoviti <i>Full-time</i>		
Lipovljani	78	54	-	-	13	7	10	6	55	41	-	-
Martinska Ves	40	29	-	-	7	2	8	4	25	23	-	-
Sunja	70	38	-	-	21	8	10	3	38	26	1	1
Topusko	54	35	-	-	18	9	7	2	29	24	-	-
Velika Ludina	73	48	-	-	17	6	7	3	48	38	1	1
Karlovačka županija <i>County of Karlovac</i>	3 485	2 489	1	-	903	511	383	192	2 171	1 760	27	26
Gradovi/ <i>Towns</i>	2 943	2 118	-	-	758	429	318	153	1 843	1 512	24	24
Duga Resa	387	275	-	-	103	60	41	14	239	197	4	4
Karlovac	1 887	1 374	-	-	483	275	201	102	1 187	981	16	16
Ogulin	374	259	-	-	92	50	35	14	245	193	2	2
Ozalj	160	119	-	-	48	34	15	8	96	76	1	1
Slunj	135	91	-	-	32	10	26	15	76	65	1	1
Općine/ <i>Municipalities</i>	542	371	1	-	145	82	65	39	328	248	3	2
Barilović	34	25	-	-	9	4	2	2	23	19	-	-
Bosiljevo	25	18	-	-	5	3	4	3	15	12	1	-
Cetingrad	39	26	-	-	17	10	5	3	17	13	-	-
Draganić	50	31	-	-	13	8	5	3	32	20	-	-
Generalski Stol	30	17	-	-	13	8	3	1	14	8	-	-
Josipdol	66	43	-	-	11	5	10	5	45	33	-	-
Kamanje	27	22	-	-	7	5	3	1	17	16	-	-
Krnjak	17	14	-	-	3	2	2	2	12	10	-	-
Lasinja	24	17	-	-	5	2	7	4	12	11	-	-
Netretić	32	24	-	-	8	4	3	2	21	18	-	-
Plaški	24	13	1	-	3	2	2	1	16	8	2	2
Rakovica	76	54	-	-	19	12	13	8	44	34	-	-
Ribnik	9	7	-	-	4	2	1	1	4	4	-	-
Saborsko	8	6	-	-	3	2	-	-	5	4	-	-
Tounj	14	9	-	-	2	1	-	-	12	8	-	-
Vojnić	40	25	-	-	19	10	3	2	18	13	-	-
Žakanje	27	20	-	-	4	2	2	1	21	17	-	-
Varaždinska županija <i>County of Varaždin</i>	5 195	3 760	-	-	485	258	1 244	633	3 388	2 793	78	76
Gradovi/ <i>Towns</i>	3 243	2 366	-	-	273	149	743	368	2 169	1 793	58	56
Ivanec	484	359	-	-	45	26	115	65	319	263	5	5
Lepoglava	192	137	-	-	13	8	48	27	130	101	1	1
Ludbreg	316	232	-	-	29	17	78	44	206	168	3	3
Novi Marof	377	258	-	-	47	29	92	39	231	183	7	7
Varaždin	1 705	1 264	-	-	125	64	365	170	1 174	991	41	39
Varaždinske Toplice	169	116	-	-	14	5	45	23	109	87	1	1
Općine/ <i>Municipalities</i>	1 952	1 394	-	-	212	109	501	265	1 219	1 000	20	20
Bednja	99	63	-	-	9	2	37	19	52	41	1	1
Beretinec	59	40	-	-	7	5	18	9	32	24	2	2
Breznica	30	19	-	-	5	3	8	3	17	13	-	-
Breznički Hum	52	34	-	-	7	2	13	4	32	28	-	-

2.6. STUDENTI PREMA ŽUPANIJI I GRADU/OPĆINI PREBIVALIŠTA, VRSTAMA VISOKIH UČILIŠTA I NAČINU STUDIRANJA U AK. G. 2024./2025.

STUDENTS, BY COUNTY AND TOWN/MUNICIPALITY OF RESIDENCE, TYPE OF INSTITUTION OF HIGHER EDUCATION AND MODE OF STUDY, 2024/2025 ACADEMIC YEAR

(nastavak)
(continued)

	Ukupno <i>Total</i>		Visoke škole <i>Schools of professional higher education</i>		Veleučilišta <i>Polytechnics</i>		Fakulteti <i>Faculties</i>				Umjetničke akademije <i>Art academies</i>	
	svega <i>All</i>	redoviti <i>Full-time</i>	svega <i>All</i>	redoviti <i>Full-time</i>	svega <i>All</i>	redoviti <i>Full-time</i>	stručni studij <i>Professional study</i>		sveučilišni studij <i>University study</i>		svega <i>All</i>	redoviti <i>Full-time</i>
							svega <i>All</i>	redoviti <i>Full-time</i>	svega <i>All</i>	redoviti <i>Full-time</i>		
Cestica	131	86	-	-	8	1	44	26	78	58	1	1
Donja Voća	35	24	-	-	6	3	10	7	19	14	-	-
Gornji Knežinec	187	144	-	-	19	8	36	21	128	111	4	4
Jalžabet	67	48	-	-	6	2	18	13	43	33	-	-
Klenovnik	61	44	-	-	7	6	19	13	35	25	-	-
Ljubešćica	55	38	-	-	7	4	13	5	35	29	-	-
Mali Bukovec	78	51	-	-	10	5	21	10	46	35	1	1
Martijanec	51	35	-	-	5	4	13	5	33	26	-	-
Maruševec	143	95	-	-	16	5	43	22	82	66	2	2
Petrijanec	114	85	-	-	12	9	28	11	73	64	1	1
Sračinec	123	98	-	-	9	5	27	13	86	79	1	1
Sveti Đurđ	98	72	-	-	14	10	26	14	57	47	1	1
Sveti Ilija	74	50	-	-	7	3	19	7	47	39	1	1
Trnovec Bartolovečki	231	172	-	-	29	18	56	31	145	122	1	1
Veliki Bukovec	1	-	-	-	-	-	-	-	1	-	-	-
Vidovec	128	94	-	-	7	3	23	13	96	76	2	2
Vinica	87	64	-	-	11	5	20	13	54	44	2	2
Visoko	48	38	-	-	11	6	9	6	28	26	-	-
Koprivničko-križevačka županija <i>County of Koprivnica-Križevci</i>	3 290	2 311	-	-	560	294	678	354	2 012	1 625	40	38
Gradovi/ <i>Towns</i>	2 136	1 529	-	-	325	181	425	219	1 355	1 100	31	29
Đurđevac	273	194	-	-	49	27	45	21	178	145	1	1
Koprivnica	1 173	832	-	-	124	69	250	123	781	622	18	18
Križevci	690	503	-	-	152	85	130	75	396	333	12	10
Općine/ <i>Municipalities</i>	1 154	782	-	-	235	113	253	135	657	525	9	9
Drnje	19	11	-	-	4	2	8	5	7	4	-	-
Đelekovec	50	39	-	-	9	7	13	9	28	23	-	-
Ferdinandovac	43	25	-	-	17	9	4	2	22	14	-	-
Gola	34	22	-	-	4	2	9	3	20	16	1	1
Gornja Rijeka	65	45	-	-	13	5	12	7	40	33	-	-
Hlebine	17	12	-	-	5	1	4	4	8	7	-	-
Kalinovac	55	42	-	-	11	7	11	4	33	31	-	-
Kalnik	18	11	-	-	4	-	4	3	10	8	-	-
Kloštar Podravski	62	44	-	-	17	9	8	4	37	31	-	-
Koprivnički Bregi	59	42	-	-	12	6	14	8	33	28	-	-
Koprivnički Ivanec	55	41	-	-	5	4	13	6	35	29	2	2
Legrad	28	17	-	-	4	1	7	2	17	14	-	-
Molve	50	35	-	-	7	4	9	5	33	25	1	1
Novigrad Podravski	63	44	-	-	13	4	13	10	36	29	1	1
Novo Virje	18	12	-	-	3	1	8	4	7	7	-	-
Peteranec	68	44	-	-	8	2	14	7	46	35	-	-
Podravske Sesvete	29	22	-	-	5	3	8	5	16	14	-	-
Rasinja	55	35	-	-	6	4	16	7	32	23	1	1
Sokolovac	57	40	-	-	6	3	12	5	38	31	1	1
Sveti Ivan Žabno	102	64	-	-	36	16	19	10	47	38	-	-
Sveti Petar Orehovec	107	68	-	-	26	15	26	15	55	38	-	-
Virje	100	67	-	-	20	8	21	10	57	47	2	2

**2.6. STUDENTI PREMA ŽUPANIJI I GRADU/OPĆINI PREBIVALIŠTA, VRSTAMA VISOKIH UČILIŠTA I NAČINU STUDIRANJA
U AK. G. 2024./2025.**

*STUDENTS, BY COUNTY AND TOWN/MUNICIPALITY OF RESIDENCE, TYPE OF INSTITUTION OF HIGHER EDUCATION
AND MODE OF STUDY, 2024/2025 ACADEMIC YEAR*

(nastavak)
(continued)

	Ukupno <i>Total</i>		Visoke škole <i>Schools of professional higher education</i>		Veleučilišta <i>Polytechnics</i>		Fakulteti <i>Faculties</i>				Umjetničke akademije <i>Art academies</i>	
	svega <i>All</i>	redoviti <i>Full-time</i>	svega <i>All</i>	redoviti <i>Full-time</i>	svega <i>All</i>	redoviti <i>Full-time</i>	stručni studij <i>Professional study</i>		sveučilišni studij <i>University study</i>		svega <i>All</i>	redoviti <i>Full-time</i>
							svega <i>All</i>	redoviti <i>Full-time</i>	svega <i>All</i>	redoviti <i>Full-time</i>		
Bjelovarsko-bilogorska županija <i>County of Bjelovar-Bilogora</i>	2 814	1 866	3	-	747	341	329	142	1 687	1 338	48	45
<i>Gradovi/ Towns</i>	2 163	1 441	2	-	552	247	248	103	1 323	1 055	38	36
Bjelovar	1 251	827	2	-	331	143	141	60	752	600	25	24
Čazma	172	110	-	-	50	25	18	10	104	75	-	-
Daruvar	412	291	-	-	90	45	46	16	270	225	6	5
Garešnica	215	145	-	-	49	25	28	12	134	104	4	4
Grubišno Polje	113	68	-	-	32	9	15	5	63	51	3	3
<i>Općine/ Municipalities</i>	651	425	1	-	195	94	81	39	364	283	10	9
Berek	15	12	-	-	2	1	3	2	10	9	-	-
Dežanovac	42	31	-	-	9	6	4	1	29	24	-	-
Đulovac	21	17	-	-	6	5	-	-	15	12	-	-
Hercegovac	57	36	-	-	13	6	11	5	30	22	3	3
Ivanska	33	19	-	-	12	5	5	2	16	12	-	-
Kapela	29	17	-	-	15	8	2	1	12	8	-	-
Končanica	32	25	-	-	5	4	4	2	22	18	1	1
Nova Rača	62	39	-	-	23	11	7	4	30	22	2	2
Rovišće	109	52	-	-	39	11	12	5	58	36	-	-
Severin	7	6	-	-	1	1	1	1	5	4	-	-
Sirač	34	27	1	-	7	6	6	3	19	17	1	1
Šandrovac	14	9	-	-	5	2	1	1	8	6	-	-
Štefanje	31	23	-	-	12	7	2	2	16	13	1	1
Velika Pisanica	5	2	-	-	3	-	1	1	1	1	-	-
Velika Trnovitica	24	17	-	-	5	3	1	1	18	13	-	-
Veliki Grđevac	59	39	-	-	18	7	8	3	32	28	1	1
Veliko Trojstvo	63	44	-	-	15	6	10	5	37	33	1	-
Zrinski Topolovac	14	10	-	-	5	5	3	-	6	5	-	-
Primorsko-goranska županija <i>County of Primorje-Gorski Kotar</i>	8 739	6 451	-	-	966	489	627	298	6 988	5 507	158	157
<i>Gradovi/ Towns</i>	6 422	4 712	-	-	735	365	448	194	5 116	4 031	123	122
Bakar	245	168	-	-	33	12	11	5	195	146	6	5
Cres	91	70	-	-	9	6	7	5	75	59	-	-
Crikvenica	365	253	-	-	43	23	38	21	278	203	6	6
Čabar	86	67	-	-	14	9	5	2	67	56	-	-
Delnice	136	95	-	-	21	10	15	9	99	75	1	1
Kastav	372	288	-	-	27	14	26	10	312	257	7	7
Kraljevica	148	110	-	-	18	9	9	2	117	95	4	4
Krk	205	157	-	-	23	15	18	9	162	131	2	2
Mali Lošinj	242	179	-	-	30	17	22	9	190	153	-	-
Novi Vinodolski	129	93	-	-	9	5	14	3	103	82	3	3
Opatija	250	193	-	-	37	24	14	7	196	159	3	3
Rab	254	196	-	-	27	20	13	8	211	165	3	3
Rijeka	3 805	2 782	-	-	418	189	250	102	3 052	2 406	85	85
Vrbovsko	94	61	-	-	26	12	6	2	59	44	3	3

2.6. STUDENTI PREMA ŽUPANIJI I GRADU/OPĆINI PREBIVALIŠTA, VRSTAMA VISOKIH UČILIŠTA I NAČINU STUDIRANJA U AK. G. 2024./2025.

STUDENTS, BY COUNTY AND TOWN/MUNICIPALITY OF RESIDENCE, TYPE OF INSTITUTION OF HIGHER EDUCATION AND MODE OF STUDY, 2024/2025 ACADEMIC YEAR

(nastavak)
(continued)

	Ukupno Total		Visoke škole Schools of professional higher education		Veleučilišta Polytechnics		Fakulteti Faculties				Umjetničke akademije Art academies	
	svega All	redoviti Full-time	svega All	redoviti Full-time	svega All	redoviti Full-time	stručni studij Professional study		sveučilišni studij University study		svega All	redoviti Full-time
							svega All	redoviti Full-time	svega All	redoviti Full-time		
<i>Općine/ Municipalities</i>	2 317	1 739	-	-	231	124	179	104	1 872	1 476	35	35
Baška	37	32	-	-	1	-	3	3	32	28	1	1
Brod Moravice	4	3	-	-	1	-	1	1	2	2	-	-
Čavle	222	166	-	-	25	9	15	10	176	141	6	6
Dobrinj	35	27	-	-	1	-	2	2	32	25	-	-
Fužine	36	27	-	-	5	1	4	2	27	24	-	-
Jelenje	154	118	-	-	18	11	9	5	124	99	3	3
Klana	46	33	-	-	11	4	5	5	30	24	-	-
Kostrena	197	149	-	-	14	10	7	1	174	136	2	2
Lokve	16	9	-	-	1	1	1	-	14	8	-	-
Lopar	38	30	-	-	2	2	1	1	35	27	-	-
Lovran	123	92	-	-	9	3	14	6	100	83	-	-
Malinska-Dubašnica	92	72	-	-	11	6	7	4	74	62	-	-
Matulji	395	304	-	-	32	20	31	17	322	257	10	10
Mošćenička Draga	36	29	-	-	-	-	5	4	28	22	3	3
Mrkopalj	20	14	-	-	7	3	1	1	12	10	-	-
Omišalj	69	44	-	-	9	2	8	5	52	37	-	-
Punat	51	40	-	-	7	5	3	2	41	33	-	-
Ravna Gora	45	36	-	-	6	2	4	4	35	30	-	-
Skrad	12	10	-	-	2	1	-	-	10	9	-	-
Vinodolska općina	84	62	-	-	12	8	7	7	65	47	-	-
Viškovo	559	401	-	-	54	34	50	23	445	334	10	10
Vrbnik	46	41	-	-	3	2	1	1	42	38	-	-
<i>Ličko-senjska županija County of Lika-Senj</i>	1 239	829	-	-	314	138	106	50	813	635	6	6
<i>Gradovi/ Towns</i>	971	662	-	-	241	109	77	39	648	509	5	5
Gospić	414	258	-	-	151	63	26	14	234	178	3	3
Novalja	143	103	-	-	22	12	11	2	110	89	-	-
Otočac	237	165	-	-	44	17	26	14	166	133	1	1
Senj	177	136	-	-	24	17	14	9	138	109	1	1
<i>Općine/ Municipalities</i>	268	167	-	-	73	29	29	11	165	126	1	1
Brinje	36	20	-	-	5	2	6	2	25	16	-	-
Donji Lapac	11	6	-	-	5	1	1	-	5	5	-	-
Karlobag	13	5	-	-	5	2	1	-	7	3	-	-
Lovinac	18	13	-	-	3	-	2	1	13	12	-	-
Perušić	37	27	-	-	14	9	-	-	22	17	1	1
Plitvička Jezera	129	84	-	-	33	13	13	6	83	65	-	-
Udbina	16	6	-	-	5	-	4	1	7	5	-	-
Vrhovine	8	6	-	-	3	2	2	1	3	3	-	-
<i>Virovitičko-podravska županija County of Virovitica-Podravina</i>	1 912	1 399	-	-	369	208	227	132	1 280	1 026	36	33
<i>Gradovi/ Towns</i>	1 179	875	-	-	214	122	131	76	808	653	26	24
Orahovica	145	115	-	-	19	11	13	7	108	92	5	5
Slatina	370	272	-	-	65	39	43	27	253	199	9	7
Virovitica	664	488	-	-	130	72	75	42	447	362	12	12

**2.6. STUDENTI PREMA ŽUPANIJI I GRADU/OPĆINI PREBIVALIŠTA, VRSTAMA VISOKIH UČILIŠTA I NAČINU STUDIRANJA
U AK. G. 2024./2025.**

*STUDENTS, BY COUNTY AND TOWN/MUNICIPALITY OF RESIDENCE, TYPE OF INSTITUTION OF HIGHER EDUCATION
AND MODE OF STUDY, 2024/2025 ACADEMIC YEAR*

(nastavak)
(continued)

	Ukupno Total		Visoke škole Schools of professional higher education		Veleučilišta Polytechnics		Fakulteti Faculties				Umjetničke akademije Art academies	
	svoga All	redoviti Full-time	svoga All	redoviti Full-time	svoga All	redoviti Full-time	stručni studij Professional study		sveučilišni studij University study		svoga All	redoviti Full-time
							svoga All	redoviti Full-time	svoga All	redoviti Full-time		
<i>Općine/ Municipalities</i>	733	524	-	-	155	86	96	56	472	373	10	9
<i>Crnac</i>	17	14	-	-	2	2	2	2	12	9	1	1
<i>Čačinci</i>	62	47	-	-	8	3	8	8	45	35	1	1
<i>Čadavica</i>	33	28	-	-	1	-	2	1	30	27	-	-
<i>Gradina</i>	61	39	-	-	19	10	9	3	33	26	-	-
<i>Lukač</i>	48	31	-	-	14	7	6	2	26	20	2	2
<i>Mikleuš</i>	20	14	-	-	1	1	1	1	17	11	1	1
<i>Nova Bukovica</i>	31	21	-	-	5	3	4	4	21	13	1	1
<i>Pitomača</i>	213	153	-	-	47	23	34	22	131	107	1	1
<i>Sopje</i>	18	13	-	-	4	3	2	1	11	8	1	1
<i>Suhopolje</i>	112	80	-	-	30	21	10	3	71	55	1	1
<i>Špišić Bukovica</i>	67	44	-	-	17	8	10	5	39	31	1	-
<i>Voćin</i>	23	20	-	-	3	2	4	2	16	16	-	-
<i>Zdenci</i>	28	20	-	-	4	3	4	2	20	15	-	-
<i>Požeško-slavonska županija County of Požega-Slavonia</i>	2 182	1 524	1	-	247	101	387	220	1 481	1 149	66	54
<i>Gradovi/ Towns</i>	1 730	1 206	1	-	203	80	298	166	1 175	916	53	44
<i>Kutjevo</i>	129	108	-	-	13	9	21	15	87	76	8	8
<i>Lipik</i>	110	71	-	-	24	10	18	8	66	51	2	2
<i>Pakrac</i>	242	151	-	-	51	14	34	16	154	120	3	1
<i>Pleternica</i>	313	210	-	-	29	10	66	33	208	159	10	8
<i>Požega</i>	936	666	1	-	86	37	159	94	660	510	30	25
<i>Općine/ Municipalities</i>	452	318	-	-	44	21	89	54	306	233	13	10
<i>Brestovac</i>	66	48	-	-	5	2	13	9	47	36	1	1
<i>Čaglin</i>	38	27	-	-	2	1	8	5	27	20	1	1
<i>Jakšić</i>	133	96	-	-	11	6	20	11	96	75	6	4
<i>Kaptol</i>	78	57	-	-	9	5	19	12	49	39	1	1
<i>Velika</i>	137	90	-	-	17	7	29	17	87	63	4	3
<i>Brodsko-posavska županija County of Slavonski Brod-Posavina</i>	3 967	2 741	1	-	356	194	705	331	2 846	2 170	59	46
<i>Gradovi/ Towns</i>	2 198	1 542	-	-	181	103	374	167	1 611	1 247	32	25
<i>Nova Gradiška</i>	423	311	-	-	46	25	53	26	321	257	3	3
<i>Slavonski Brod</i>	1 775	1 231	-	-	135	78	321	141	1 290	990	29	22
<i>Općine/ Municipalities</i>	1 769	1 199	1	-	175	91	331	164	1 235	923	27	21
<i>Bebrina</i>	55	30	-	-	3	1	10	4	41	25	1	-
<i>Brodski Stupnik</i>	48	27	-	-	3	2	14	4	31	21	-	-
<i>Bukovlje</i>	90	59	-	-	13	7	16	10	60	42	1	-
<i>Cernik</i>	71	52	-	-	10	5	8	6	52	40	1	1
<i>Davor</i>	96	64	-	-	5	2	23	10	68	52	-	-
<i>Donji Andrijevići</i>	65	48	-	-	2	2	15	8	48	38	-	-
<i>Dragalić</i>	14	10	-	-	1	1	3	-	10	9	-	-
<i>Garčin</i>	124	88	-	-	10	8	18	12	92	65	4	3
<i>Gornja Vrba</i>	61	39	-	-	5	4	18	8	37	26	1	1
<i>Gornji Bogičevci</i>	29	21	-	-	3	2	5	2	20	16	1	1
<i>Gundinci</i>	49	33	-	-	2	1	9	5	37	26	1	1
<i>Klakar</i>	54	29	-	-	7	4	7	1	40	24	-	-

2.6. STUDENTI PREMA ŽUPANIJI I GRADU/OPĆINI PREBIVALIŠTA, VRSTAMA VISOKIH UČILIŠTA I NAČINU STUDIRANJA U AK. G. 2024./2025.

STUDENTS, BY COUNTY AND TOWN/MUNICIPALITY OF RESIDENCE, TYPE OF INSTITUTION OF HIGHER EDUCATION AND MODE OF STUDY, 2024/2025 ACADEMIC YEAR

(nastavak)
(continued)

	Ukupno <i>Total</i>		Visoke škole <i>Schools of professional higher education</i>		Veleučilišta <i>Polytechnics</i>		Fakulteti <i>Faculties</i>				Umjetničke akademije <i>Art academies</i>	
	svega <i>All</i>	redoviti <i>Full-time</i>	svega <i>All</i>	redoviti <i>Full-time</i>	svega <i>All</i>	redoviti <i>Full-time</i>	stručni studij <i>Professional study</i>		sveučilišni studij <i>University study</i>		svega <i>All</i>	redoviti <i>Full-time</i>
							svega <i>All</i>	redoviti <i>Full-time</i>	svega <i>All</i>	redoviti <i>Full-time</i>		
Nova Kapela	95	67	-	-	13	3	15	10	65	52	2	2
Okučani	35	22	-	-	2	1	11	4	21	16	1	1
Oprisavci	69	52	-	-	9	4	9	3	51	45	-	-
Oriovac	126	94	-	-	11	5	26	13	84	71	5	5
Podcrkavlje	33	19	-	-	1	-	8	5	24	14	-	-
Rešetari	96	72	-	-	18	12	11	7	66	52	1	1
Sibinj	171	109	1	-	12	8	28	9	128	92	2	-
Sikirevci	62	43	-	-	6	2	13	5	43	36	-	-
Slavonski Šamac	45	35	-	-	2	1	8	6	34	28	1	-
Stara Gradiška	28	19	-	-	6	2	2	1	20	16	-	-
Staro Petrovo Selo	98	57	-	-	17	6	24	15	56	35	1	1
Velika Kopanica	60	45	-	-	7	5	12	7	39	31	2	2
Vrbje	18	10	-	-	1	-	6	3	11	7	-	-
Vrpolje	77	55	-	-	6	3	12	6	57	44	2	2
Zadarska županija <i>County of Zadar</i>	6 101	4 279	1	1	784	339	644	349	4 592	3 512	80	78
Gradovi/ <i>Towns</i>	4 148	2 928	1	1	509	228	447	237	3 129	2 402	62	60
Benkovac	303	216	-	-	43	10	48	32	210	172	2	2
Biograd na Moru	279	211	-	-	38	21	36	22	201	164	4	4
Nin	87	67	-	-	13	8	9	5	65	54	-	-
Obrovac	96	72	-	-	17	10	9	6	69	55	1	1
Pag	79	64	-	-	4	2	15	8	59	53	1	1
Zadar	3 304	2 298	1	1	394	177	330	164	2 525	1 904	54	52
Općine/ <i>Municipalities</i>	1 953	1 351	-	-	275	111	197	112	1 463	1 110	18	18
Bibinje	141	106	-	-	11	5	18	5	109	93	3	3
Galovac	9	6	-	-	1	-	1	-	7	6	-	-
Gračac	76	55	-	-	17	7	6	5	53	43	-	-
Jasenice	54	37	-	-	7	4	7	5	40	28	-	-
Kali	63	49	-	-	7	5	6	4	50	40	-	-
Kolan	34	30	-	-	6	6	4	3	24	21	-	-
Kukljica	15	9	-	-	2	1	2	2	11	6	-	-
Lišane Ostrovičke	4	4	-	-	-	-	-	-	4	4	-	-
Novigrad	77	45	-	-	17	6	7	3	52	35	1	1
Pakoštane	127	88	-	-	12	5	26	15	89	68	-	-
Pašman	64	44	-	-	7	2	3	-	54	42	-	-
Polača	38	18	-	-	10	2	5	4	23	12	-	-
Poličnik	102	73	-	-	15	6	10	7	74	57	3	3
Posedarje	95	56	-	-	15	8	11	4	67	42	2	2
Povljana	30	21	-	-	7	4	3	1	20	16	-	-
Preko	104	75	-	-	12	5	8	7	82	61	2	2
Privlaka	74	45	-	-	4	2	2	2	68	41	-	-
Ražanac	82	61	-	-	4	2	9	4	68	54	1	1
Sali	55	38	-	-	5	3	6	4	44	31	-	-
Stankovci	59	36	-	-	15	3	4	3	39	29	1	1
Starigrad	57	40	-	-	6	1	9	7	42	32	-	-
Sukošan	158	102	-	-	26	7	6	4	121	86	5	5
Sveti Filip i Jakov	115	81	-	-	21	5	12	8	82	68	-	-
Škabrnja	67	46	-	-	12	3	4	1	51	42	-	-
Tkon	35	30	-	-	7	5	1	-	27	25	-	-

**2.6. STUDENTI PREMA ŽUPANIJI I GRADU/OPĆINI PREBIVALIŠTA, VRSTAMA VISOKIH UČILIŠTA I NAČINU STUDIRANJA
U AK. G. 2024./2025.**

*STUDENTS, BY COUNTY AND TOWN/MUNICIPALITY OF RESIDENCE, TYPE OF INSTITUTION OF HIGHER EDUCATION
AND MODE OF STUDY, 2024/2025 ACADEMIC YEAR*

(nastavak)
(continued)

	Ukupno <i>Total</i>		Visoke škole <i>Schools of professional higher education</i>		Veleučilišta <i>Polytechnics</i>		Fakulteti <i>Faculties</i>				Umjetničke akademije <i>Art academies</i>	
	svega <i>All</i>	redoviti <i>Full-time</i>	svega <i>All</i>	redoviti <i>Full-time</i>	svega <i>All</i>	redoviti <i>Full-time</i>	stručni studij <i>Professional study</i>		sveučilišni studij <i>University study</i>		svega <i>All</i>	redoviti <i>Full-time</i>
							svega <i>All</i>	redoviti <i>Full-time</i>	svega <i>All</i>	redoviti <i>Full-time</i>		
Vir	60	47	-	-	7	5	8	5	45	37	-	-
Vrsi	56	42	-	-	8	4	10	6	38	32	-	-
Zemunik Donji	102	67	-	-	14	5	9	3	79	59	-	-
Osječko-baranjska županija <i>County of Osijek-Baranja</i>	8 504	6 156	-	-	734	281	896	471	6 484	5 126	390	278
Gradovi/ <i>Towns</i>	6 391	4 684	-	-	551	212	610	313	4 917	3 936	313	223
Beli Manastir	175	133	-	-	15	5	6	5	143	118	11	5
Belišće	243	174	-	-	29	8	32	20	174	138	8	8
Donji Miholjac	208	164	-	-	19	10	18	14	158	128	13	12
Đakovo	982	752	-	-	72	35	100	60	779	631	31	26
Našice	507	389	-	-	62	30	51	25	377	320	17	14
Osijek	3 980	2 842	-	-	333	116	371	165	3 060	2 414	216	147
Valpovo	296	230	-	-	21	8	32	24	226	187	17	11
Općine/ <i>Municipalities</i>	2 113	1 472	-	-	183	69	286	158	1 567	1 190	77	55
Antunovac	132	103	-	-	11	6	14	11	102	84	5	2
Bilje	140	108	-	-	15	6	13	9	100	87	12	6
Bizovac	94	63	-	-	9	4	10	6	71	51	4	2
Čeminac	34	23	-	-	2	1	2	1	28	19	2	2
Čepin	342	226	-	-	31	6	31	16	270	197	10	7
Darda	113	88	-	-	9	3	15	10	83	69	6	6
Donja Motičina	23	15	-	-	3	-	4	3	16	12	-	-
Draž	41	31	-	-	6	4	1	1	33	25	1	1
Drenje	41	28	-	-	2	-	8	4	31	24	-	-
Đurđenovac	108	86	-	-	7	3	16	12	82	68	3	3
Erdut	90	61	-	-	9	3	12	5	67	51	2	2
Ernestinovo	59	40	-	-	5	-	8	2	44	36	2	2
Feričanci	32	25	-	-	1	-	4	1	27	24	-	-
Gorjani	21	12	-	-	-	-	2	1	18	11	1	-
Jagodnjak	23	19	-	-	3	2	2	2	18	15	-	-
Kneževi Vinogradi	47	35	-	-	2	-	4	3	40	31	1	1
Koška	91	62	-	-	10	5	13	9	66	47	2	1
Levanjska Varoš	12	7	-	-	1	1	2	1	9	5	-	-
Magadenovac	29	24	-	-	-	-	1	1	25	20	3	3
Marijanci	25	13	-	-	4	2	4	2	16	8	1	1
Petlovac	21	13	-	-	1	-	4	1	16	12	-	-
Petrijevci	52	35	-	-	5	2	5	2	37	28	5	3
Podgorač	41	24	-	-	3	-	2	2	35	21	1	1
Podravska Moslavina	18	12	-	-	3	3	1	1	13	7	1	1
Popovac	20	17	-	-	2	2	1	1	15	12	2	2
Punitovci	40	27	-	-	3	1	4	3	33	23	-	-
Satnica Đakovačka	56	40	-	-	7	4	6	1	42	34	1	1
Semeljci	75	61	-	-	2	1	5	1	66	57	2	2
Strizivojna	39	24	-	-	3	-	4	2	25	17	7	5
Šodolovci	68	30	-	-	-	-	57	25	11	5	-	-
Trnava	25	18	-	-	2	-	1	-	22	18	-	-
Viljevo	24	15	-	-	5	4	3	1	16	10	-	-
Viškovci	39	22	-	-	5	1	13	9	20	12	1	-
Vladislavci	23	17	-	-	3	1	4	4	16	12	-	-
Vuka	75	48	-	-	9	4	10	5	54	38	2	1

2.6. STUDENTI PREMA ŽUPANIJI I GRADU/OPĆINI PREBIVALIŠTA, VRSTAMA VISOKIH UČILIŠTA I NAČINU STUDIRANJA U AK. G. 2024./2025.

STUDENTS, BY COUNTY AND TOWN/MUNICIPALITY OF RESIDENCE, TYPE OF INSTITUTION OF HIGHER EDUCATION AND MODE OF STUDY, 2024/2025 ACADEMIC YEAR

(nastavak)
(continued)

	Ukupno Total		Visoke škole Schools of professional higher education		Veleučilišta Polytechnics		Fakulteti Faculties				Umjetničke akademije Art academies	
							stručni studij Professional study		sveučilišni studij University study			
	svega All	redoviti Full-time	svega All	redoviti Full-time	svega All	redoviti Full-time	svega All	redoviti Full-time	svega All	redoviti Full-time	svega All	redoviti Full-time
Šibensko-kninska županija County of Šibenik-Knin	3 527	2 586	1	1	729	361	420	264	2 335	1 918	42	42
Gradovi/ Towns	2 971	2 178	1	1	641	312	333	212	1 962	1 619	34	34
Drniš	286	212	-	-	52	27	54	38	175	142	5	5
Knin	461	351	-	-	148	103	49	29	263	218	1	1
Skradin	91	69	-	-	13	6	9	7	69	56	-	-
Šibenik	1 857	1 340	-	-	390	160	179	113	1 264	1 043	24	24
Vodice	276	206	1	1	38	16	42	25	191	160	4	4
Općine/ Municipalities	556	408	-	-	88	49	87	52	373	299	8	8
Bilice	10	9	-	-	1	-	1	1	8	8	-	-
Ervenik	3	3	-	-	1	1	-	-	2	2	-	-
Kijevo	5	5	-	-	1	1	-	-	4	4	-	-
Kistanje	28	16	-	-	7	4	2	-	19	12	-	-
Murter-Kornati	67	56	-	-	9	8	4	2	54	46	-	-
Pirovac	47	34	-	-	16	8	6	3	23	21	2	2
Primošten	96	64	-	-	15	6	21	12	60	46	-	-
Promina	58	47	-	-	8	4	6	4	43	38	1	1
Rogoznica	43	34	-	-	4	3	11	9	28	22	-	-
Ružić	30	23	-	-	6	3	8	5	16	15	-	-
Tisno	79	57	-	-	5	4	15	8	55	41	4	4
Tribunj	58	38	-	-	7	3	9	5	41	29	1	1
Unešić	32	22	-	-	8	4	4	3	20	15	-	-
Vukovarsko-srijemska županija County of Vukovar-Srijem	4 813	3 446	2	-	756	284	522	266	3 397	2 790	136	106
Gradovi/ Towns	2 887	2 058	1	-	467	168	309	159	2 017	1 660	93	71
Ilok	158	102	-	-	28	8	12	5	114	85	4	4
Otok	168	116	1	-	29	10	21	13	110	86	7	7
Vinkovci	1 473	1 076	-	-	210	66	152	85	1 063	890	48	35
Vukovar	700	462	-	-	158	64	80	31	438	351	24	16
Županja	388	302	-	-	42	20	44	25	292	248	10	9
Općine/ Municipalities	1 926	1 388	1	-	289	116	213	107	1 380	1 130	43	35
Andrijaševci	104	75	-	-	15	7	18	10	69	56	2	2
Babina Greda	78	62	-	-	9	4	12	9	57	49	-	-
Bogdanovci	16	9	-	-	6	1	1	-	9	8	-	-
Borovo	46	34	-	-	10	4	5	4	31	26	-	-
Bošnjaci	84	64	-	-	8	5	11	6	63	51	2	2
Cerna	98	72	-	-	13	6	9	3	74	61	2	2
Drenovci	83	57	-	-	12	4	10	4	61	49	-	-
Gradište	53	36	-	-	8	4	2	1	43	31	-	-
Gunja	54	41	-	-	6	3	7	5	40	33	1	-
Ivankovo	261	195	-	-	39	15	22	11	192	162	8	7
Jarmina	71	56	-	-	11	6	7	2	52	47	1	1
Lovas	26	18	-	-	6	2	4	3	16	13	-	-
Markušica	26	17	-	-	4	-	1	-	21	17	-	-
Negoslavci	13	6	-	-	2	1	3	-	8	5	-	-
Nijemci	74	51	-	-	9	4	4	1	59	44	2	2
Nuštar	195	144	-	-	26	9	29	17	133	113	7	5

**2.6. STUDENTI PREMA ŽUPANIJI I GRADU/OPĆINI PREBIVALIŠTA, VRSTAMA VISOKIH UČILIŠTA I NAČINU STUDIRANJA
U AK. G. 2024./2025.**

*STUDENTS, BY COUNTY AND TOWN/MUNICIPALITY OF RESIDENCE, TYPE OF INSTITUTION OF HIGHER EDUCATION
AND MODE OF STUDY, 2024/2025 ACADEMIC YEAR*

(nastavak)
(continued)

	Ukupno <i>Total</i>		Visoke škole <i>Schools of professional higher education</i>		Veleučilišta <i>Polytechnics</i>		Fakulteti <i>Faculties</i>				Umjetničke akademije <i>Art academies</i>	
	svega <i>All</i>	redoviti <i>Full-time</i>	svega <i>All</i>	redoviti <i>Full-time</i>	svega <i>All</i>	redoviti <i>Full-time</i>	stručni studij <i>Professional study</i>		sveučilišni studij <i>University study</i>		svega <i>All</i>	redoviti <i>Full-time</i>
							svega <i>All</i>	redoviti <i>Full-time</i>	svega <i>All</i>	redoviti <i>Full-time</i>		
Privlaka	73	56	-	-	9	4	6	3	58	49	-	-
Stari Jankovci	130	90	-	-	27	9	14	5	87	74	2	2
Stari Mikanovci	82	58	1	-	6	1	8	2	67	55	-	-
Štitar	41	34	-	-	5	2	3	1	30	29	3	2
Tompojevci	13	9	-	-	2	2	2	-	8	6	1	1
Tordinci	43	28	-	-	9	3	5	3	28	21	1	1
Tovarnik	72	46	-	-	15	5	11	6	40	29	6	6
Trpinja	47	29	-	-	12	6	4	2	31	21	-	-
Vođinci	75	54	-	-	11	5	8	7	54	41	2	1
Vrbanja	68	47	-	-	9	4	7	2	49	40	3	1
Splitsko-dalmatinska županija <i>County of Split-Dalmatia</i>	17 746	14 025	1	1	1 056	510	3 651	2 366	12 695	10 806	343	342
Gradovi/ <i>Towns</i>	14 561	11 464	1	1	873	412	2 976	1 908	10 408	8 841	303	302
Hvar	130	113	-	-	15	10	22	18	89	81	4	4
Imotski	418	329	-	-	25	11	95	65	287	242	11	11
Kaštela	1 630	1 292	1	1	99	48	370	246	1 124	961	36	36
Komiža	33	27	-	-	2	-	6	5	24	21	1	1
Makarska	581	471	-	-	35	22	91	59	444	379	11	11
Omiš	596	456	-	-	38	20	112	68	432	355	14	13
Sinj	1 017	781	-	-	70	30	271	193	666	548	10	10
Solin	1 126	884	-	-	53	24	244	160	805	676	24	24
Split	7 760	6 100	-	-	456	201	1 487	908	5 649	4 823	168	168
Stari Grad	83	71	-	-	2	2	10	8	70	60	1	1
Supetar	146	110	-	-	2	1	28	15	110	88	6	6
Trilj	288	221	-	-	24	13	87	63	172	140	5	5
Trogir	486	388	-	-	24	13	107	71	346	295	9	9
Vis	56	51	-	-	3	2	9	8	42	39	2	2
Vrgorac	162	136	-	-	14	10	28	17	119	108	1	1
Vrlika	49	34	-	-	11	5	9	4	29	25	-	-
Općine/ <i>Municipalities</i>	3 185	2 561	-	-	183	98	675	458	2 287	1 965	40	40
Baška Voda	102	77	-	-	7	3	20	12	72	59	3	3
Bol	49	40	-	-	6	4	7	4	36	32	-	-
Brela	52	44	-	-	3	3	8	7	40	33	1	1
Cista Provo	53	49	-	-	-	-	15	11	37	37	1	1
Dicmo	96	74	-	-	6	3	28	18	60	51	2	2
Dugi Rat	259	202	-	-	14	8	44	30	198	161	3	3
Dugopolje	136	107	-	-	8	3	39	29	89	75	-	-
Gradac	65	48	-	-	9	6	12	8	41	31	3	3
Hrvace	105	86	-	-	10	6	24	18	71	62	-	-
Jelsa	100	72	-	-	5	1	14	9	80	61	1	1
Klis	164	128	-	-	11	5	37	20	114	101	2	2
Lećevica	12	11	-	-	2	1	3	3	7	7	-	-
Lokvičići	3	2	-	-	-	-	2	1	1	1	-	-
Lovreć	39	32	-	-	1	1	11	6	25	23	2	2
Marina	91	75	-	-	6	4	21	12	64	59	-	-
Milna	32	29	-	-	-	-	3	3	27	24	2	2
Muč	76	61	-	-	6	3	18	12	52	46	-	-
Nerežišća	10	5	-	-	-	-	1	-	8	4	1	1
Okrug	86	65	-	-	5	2	25	13	56	50	-	-

2.6. STUDENTI PREMA ŽUPANIJI I GRADU/OPĆINI PREBIVALIŠTA, VRSTAMA VISOKIH UČILIŠTA I NAČINU STUDIRANJA U AK. G. 2024./2025.

STUDENTS, BY COUNTY AND TOWN/MUNICIPALITY OF RESIDENCE, TYPE OF INSTITUTION OF HIGHER EDUCATION AND MODE OF STUDY, 2024/2025 ACADEMIC YEAR

(nastavak)
(continued)

	Ukupno <i>Total</i>		Visoke škole <i>Schools of professional higher education</i>		Veleučilišta <i>Polytechnics</i>		Fakulteti <i>Faculties</i>				Umjetničke akademije <i>Art academies</i>	
	svega <i>All</i>	redoviti <i>Full-time</i>	svega <i>All</i>	redoviti <i>Full-time</i>	svega <i>All</i>	redoviti <i>Full-time</i>	stručni studij <i>Professional study</i>		sveučilišni studij <i>University study</i>		svega <i>All</i>	redoviti <i>Full-time</i>
							svega <i>All</i>	redoviti <i>Full-time</i>	svega <i>All</i>	redoviti <i>Full-time</i>		
Otok	121	94	-	-	8	2	37	26	75	65	1	1
Podbablje	171	148	-	-	5	3	31	21	132	121	3	3
Podgora	53	44	-	-	2	1	9	7	41	35	1	1
Podstrana	505	412	-	-	21	11	114	73	364	322	6	6
Postira	62	55	-	-	2	1	10	9	50	45	-	-
Prgomet	27	21	-	-	3	3	7	5	17	13	-	-
Primorski Dolac	21	16	-	-	-	-	7	6	14	10	-	-
Proložac	103	82	-	-	6	3	19	14	76	63	2	2
Pučišća	83	68	-	-	6	2	10	10	67	56	-	-
Runovići	65	55	-	-	5	-	15	14	45	41	-	-
Seget	127	97	-	-	8	5	30	20	87	70	2	2
Selca	51	45	-	-	4	4	5	4	41	36	1	1
Sučuraj	8	5	-	-	1	-	1	1	6	4	-	-
Sutivan	22	18	-	-	3	3	2	1	16	13	1	1
Šestanovac	42	30	-	-	1	1	10	3	31	26	-	-
Šolta	30	25	-	-	1	-	6	6	22	18	1	1
Tučepi	77	71	-	-	3	2	9	7	65	62	-	-
Zadvarje	11	7	-	-	1	1	3	2	7	4	-	-
Zagvozd	23	19	-	-	-	-	6	5	17	14	-	-
Zmijavci	53	42	-	-	4	3	12	8	36	30	1	1
Istarska županija <i>County of Istria</i>	5 430	4 218	1	-	577	323	495	289	4 277	3 529	80	77
Gradovi/ <i>Towns</i>	3 956	3 050	-	-	407	228	360	205	3 120	2 550	69	67
Buje – Buie	75	59	-	-	8	4	8	6	58	48	1	1
Buzet	210	176	-	-	37	29	17	9	153	135	3	3
Labin	327	252	-	-	39	24	20	10	265	215	3	3
Novigrad – Cittanova	89	63	-	-	14	6	10	8	63	47	2	2
Pazin	248	208	-	-	24	18	17	9	204	178	3	3
Poreč – Parenzo	472	365	-	-	56	32	42	31	363	291	11	11
Pula – Pola	1 812	1 387	-	-	129	62	181	95	1 464	1 194	38	36
Rovinj – Rovigno	328	257	-	-	47	29	22	13	256	212	3	3
Umag – Umago	269	187	-	-	35	13	28	19	203	152	3	3
Vodnjan – Dignano	126	96	-	-	18	11	15	5	91	78	2	2
Općine/ <i>Municipalities</i>	1 474	1 168	1	-	170	95	135	84	1 157	979	11	10
Bale – Valle	23	20	-	-	3	2	3	3	17	15	-	-
Barban	71	53	-	-	7	3	8	5	56	45	-	-
Brtonigla – Verteneglio	19	12	-	-	3	1	2	1	14	10	-	-
Cerovlje	31	25	-	-	5	4	2	2	24	19	-	-
Fažana – Fasana	114	91	-	-	5	3	8	8	101	80	-	-
Funtana – Fontane	30	28	-	-	-	-	3	3	27	25	-	-
Gračisce	25	22	-	-	4	3	3	2	17	16	1	1
Grožnjan – Grisignana	5	5	-	-	-	-	-	-	5	5	-	-
Kanfananar	53	47	-	-	5	2	2	2	46	43	-	-
Karolja	29	27	-	-	3	2	1	1	25	24	-	-
Kaštelir-Labinci – Castelliere-S. Domenica	46	32	-	-	10	4	1	-	34	27	1	1
Kršan	90	71	-	-	9	7	14	6	67	58	-	-
Lanišće	4	1	-	-	2	-	1	-	1	1	-	-
Ližnjan – Lisignano	27	19	-	-	5	1	6	4	16	14	-	-

2.6. STUDENTI PREMA ŽUPANIJI I GRADU/OPĆINI PREBIVALIŠTA, VRSTAMA VISOKIH UČILIŠTA I NAČINU STUDIRANJA U AK. G. 2024./2025.

STUDENTS, BY COUNTY AND TOWN/MUNICIPALITY OF RESIDENCE, TYPE OF INSTITUTION OF HIGHER EDUCATION AND MODE OF STUDY, 2024/2025 ACADEMIC YEAR

(nastavak)
(continued)

	Ukupno <i>Total</i>		Visoke škole <i>Schools of professional higher education</i>		Veleučilišta <i>Polytechnics</i>		Fakulteti <i>Faculties</i>				Umjetničke akademije <i>Art academies</i>	
	svega <i>All</i>	redoviti <i>Full-time</i>	svega <i>All</i>	redoviti <i>Full-time</i>	svega <i>All</i>	redoviti <i>Full-time</i>	stručni studij <i>Professional study</i>		sveučilišni studij <i>University study</i>		svega <i>All</i>	redoviti <i>Full-time</i>
							svega <i>All</i>	redoviti <i>Full-time</i>	svega <i>All</i>	redoviti <i>Full-time</i>		
Lupoglav	20	17	-	-	6	3	1	1	10	10	3	3
Marčana	116	84	-	-	11	5	16	8	89	71	-	-
Medulin	157	123	-	-	18	12	8	2	130	109	1	-
Motovun – Montona	25	21	-	-	4	3	3	1	18	17	-	-
Oprtalj – Portole	14	11	-	-	1	-	2	1	11	10	-	-
Pićan	30	27	-	-	4	4	-	-	26	23	-	-
Raša	37	27	1	-	3	2	6	4	27	21	-	-
Sveta Nedelja	41	36	-	-	4	2	2	2	35	32	-	-
Sveti Lovreč	28	19	-	-	6	5	3	1	19	13	-	-
Sveti Petar u Šumi	32	24	-	-	2	1	5	5	25	18	-	-
Svetvinčenat	53	45	-	-	4	2	4	2	43	39	2	2
Tar-Vabriga – Torre-Abrega	52	43	-	-	5	3	6	3	39	35	2	2
Tinjan	49	37	-	-	8	6	1	1	39	29	1	1
Višnjan – Visignano	58	43	-	-	13	5	7	5	38	33	-	-
Vižinada – Visinada	39	31	-	-	4	3	2	1	33	27	-	-
Vrsar – Orsera	46	37	-	-	4	3	8	6	34	28	-	-
Žminj	110	90	-	-	12	4	7	4	91	82	-	-
Dubrovačko-neretvanska županija <i>County of Dubrovnik-Neretva</i>	4 182	3 354	-	-	377	269	672	385	3 056	2 623	77	77
Gradovi/ <i>Towns</i>	2 855	2 302	-	-	268	195	432	241	2 094	1 805	61	61
Dubrovnik	1 733	1 389	-	-	150	114	223	125	1 318	1 108	42	42
Korčula	200	162	-	-	12	9	35	19	146	127	7	7
Metković	566	472	-	-	61	45	101	58	393	358	11	11
Opuzen	106	90	-	-	12	10	18	11	76	69	-	-
Ploče	250	189	-	-	33	17	55	28	161	143	1	1
Općine/ <i>Municipalities</i>	1 327	1 052	-	-	109	74	240	144	962	818	16	16
Blato	120	96	-	-	7	4	22	14	91	78	-	-
Dubrovačko primorje	50	40	-	-	3	3	8	4	39	33	-	-
Janjina	7	7	-	-	-	-	1	1	6	6	-	-
Konavle	315	242	-	-	24	18	66	30	221	190	4	4
Kula Norinska	48	42	-	-	8	5	5	4	34	32	1	1
Lastovo	29	20	-	-	4	2	6	3	18	14	1	1
Lumbarda	30	25	-	-	-	-	5	2	25	23	-	-
Mljet	15	13	-	-	-	-	2	2	12	10	1	1
Orebić	115	98	-	-	9	8	20	16	86	74	-	-
Pojezerje	13	10	-	-	-	-	4	2	8	7	1	1
Slivno	24	23	-	-	1	1	5	4	17	17	1	1
Smokvica	22	18	-	-	1	-	2	2	18	15	1	1
Ston	68	53	-	-	6	3	16	10	46	40	-	-
Trpanj	27	20	-	-	-	-	6	6	21	14	-	-
Vela Luka	126	101	-	-	16	11	18	14	87	71	5	5
Zažablje	12	10	-	-	2	1	3	2	7	7	-	-
Župa dubrovačka	306	234	-	-	28	18	51	28	226	187	1	1

2.6. STUDENTI PREMA ŽUPANIJI I GRADU/OPĆINI PREBIVALIŠTA, VRSTAMA VISOKIH UČILIŠTA I NAČINU STUDIRANJA U AK. G. 2024./2025.

STUDENTS, BY COUNTY AND TOWN/MUNICIPALITY OF RESIDENCE, TYPE OF INSTITUTION OF HIGHER EDUCATION AND MODE OF STUDY, 2024/2025 ACADEMIC YEAR

(nastavak)
(continued)

	Ukupno <i>Total</i>		Visoke škole <i>Schools of professional higher education</i>		Veleučilišta <i>Polytechnics</i>		Fakulteti <i>Faculties</i>				Umjetničke akademije <i>Art academies</i>	
	svega <i>All</i>	redoviti <i>Full-time</i>	svega <i>All</i>	redoviti <i>Full-time</i>	svega <i>All</i>	redoviti <i>Full-time</i>	stručni studij <i>Professional study</i>		sveučilišni studij <i>University study</i>		svega <i>All</i>	redoviti <i>Full-time</i>
							svega <i>All</i>	redoviti <i>Full-time</i>	svega <i>All</i>	redoviti <i>Full-time</i>		
Međimurska županija <i>County of Međimurje</i>	2 970	2 288	-	-	350	208	582	324	1 991	1 711	47	45
Gradovi/ <i>Towns</i>	1 559	1 207	-	-	174	105	284	149	1 076	929	25	24
Čakovec	1 148	908	-	-	133	80	178	93	818	717	19	18
Mursko Središće	142	101	-	-	22	11	40	26	78	62	2	2
Prelog	269	198	-	-	19	14	66	30	180	150	4	4
Općine/ <i>Municipalities</i>	1 411	1 081	-	-	176	103	298	175	915	782	22	21
Belica	66	44	-	-	12	10	19	6	33	26	2	2
Dekanovec	90	72	-	-	10	8	19	12	60	51	1	1
Domašinec	3	3	-	-	1	1	2	2	-	-	-	-
Donja Dubrava	47	35	-	-	10	4	8	5	28	25	1	1
Donji Kraljevec	88	67	-	-	11	8	18	9	58	49	1	1
Donji Vidovec	35	29	-	-	2	1	8	4	25	24	-	-
Goričan	54	39	-	-	4	2	12	5	36	30	2	2
Gornji Mihaljevec	1	1	-	-	-	-	-	-	1	1	-	-
Kotoriba	49	40	-	-	7	3	13	13	29	24	-	-
Mala Subotica	109	81	-	-	15	8	22	13	69	57	3	3
Nedelišće	340	266	-	-	38	20	71	42	226	199	5	5
Orehovica	46	34	-	-	5	2	7	4	34	28	-	-
Podturen	53	37	-	-	8	4	9	4	35	28	1	1
Pribislavec	1	1	-	-	1	1	-	-	-	-	-	-
Selnica	80	59	-	-	7	2	16	10	56	46	1	1
Strahoninec	3	-	-	-	1	-	1	-	1	-	-	-
Sveta Marija	50	38	-	-	5	2	12	6	33	30	-	-
Sveti Juraj na Bregu	121	98	-	-	13	7	22	15	83	73	3	3
Sveti Martin na Muri	67	55	-	-	11	10	10	9	45	36	1	-
Šenkovec	1	-	-	-	1	-	-	-	-	-	-	-
Štrigova	60	49	-	-	7	7	16	10	37	32	-	-
Vratišinec	47	33	-	-	7	3	13	6	26	23	1	1
Grad Zagreb <i>City of Zagreb</i>	34 576	24 250	3	1	6 308	2 586	5 037	2 399	22 665	18 711	563	553
Nepoznato prebivalište u Republici Hrvatskoj <i>Unknown residence in Republic of Croatia</i>	224	193	-	-	28	6	13	12	183	175	-	-
Prebivalište izvan Republike Hrvatske <i>Usual residence outside of Republic of Croatia</i>	6 972	6 676	11	-	839	771	533	466	5 492	5 343	97	96
Nepoznata država prebivališta <i>Unknown country of usual residence</i>	355	319	-	-	61	36	12	10	252	243	30	30

2.7. STUDENTI PREMA DRŽAVLJANSTVU, VRSTAMA VISOKIH UČILIŠTA I SPOLU U AK. G. 2024./2025.
STUDENTS, BY CITIZENSHIP, TYPE OF INSTITUTION OF HIGHER EDUCATION AND SEX, 2024/2025 ACADEMIC YEAR

	Ukupno <i>Total</i>		Visoke škole <i>Schools of professional higher education</i>		Veleučilišta <i>Polytechnics</i>		Fakulteti <i>Faculties</i>				Umjetničke akademije <i>Art academies</i>		
	svega <i>All</i>	studentice <i>Female students</i>	svega <i>All</i>	studentice <i>Female students</i>	svega <i>All</i>	studentice <i>Female students</i>	stručni studij <i>Professional study</i>		sveučilišni studij <i>University study</i>		svega <i>All</i>	studentice <i>Female students</i>	
							svega <i>All</i>	studentice <i>Female students</i>	svega <i>All</i>	studentice <i>Female students</i>			
Ukupno	147 454	86 145	27	9	21 959	10 310	20 945	10 649	101 891	63 337	2 632	1 840	<i>Total</i>
Hrvatsko državljanstvo	143 304	83 892	16	7	21 296	9 986	20 681	10 529	98 776	61 602	2 535	1 768	<i>Croatian citizenship</i>
Strano državljanstvo	4 150	2 253	11	2	663	324	264	120	3 115	1 735	97	72	<i>Foreign citizenship</i>
Zemlja državljanstva													<i>Country of citizenship</i>
Afganistan	2	-	-	-	-	-	-	-	2	-	-	-	<i>Afganistan</i>
Albanija	11	3	-	-	8	1	1	-	2	2	-	-	<i>Albania</i>
Alžir	2	1	-	-	1	-	-	-	1	1	-	-	<i>Algeria</i>
Argentina	10	8	-	-	2	-	-	-	8	8	-	-	<i>Argentina</i>
Armenija	3	1	-	-	-	-	-	-	1	-	2	1	<i>Armenia</i>
Australija	1	-	-	-	-	-	-	-	1	-	-	-	<i>Australia</i>
Austrija	48	31	1	-	6	4	3	2	37	24	1	1	<i>Austria</i>
Azerbajdžan	11	3	-	-	5	2	-	-	6	1	-	-	<i>Azerbaijan</i>
Bangladeš	14	2	-	-	-	-	7	-	7	2	-	-	<i>Bangladesh</i>
Belgija	47	26	-	-	6	1	4	2	36	22	1	1	<i>Belgium</i>
Benin	3	1	-	-	-	-	-	-	3	1	-	-	<i>Benin</i>
Bjelorusija	7	6	-	-	2	1	2	2	3	3	-	-	<i>Belarus</i>
Bosna i Hercegovina	162	74	-	-	58	25	21	9	78	37	5	3	<i>Bosnia and Herzegovina</i>
Brazil	9	7	-	-	1	1	2	1	6	5	-	-	<i>Brazil</i>
Bugarska	20	15	-	-	2	1	3	1	14	12	1	1	<i>Bulgaria</i>
Crna Gora	109	63	1	1	55	32	7	3	42	24	4	3	<i>Montenegro</i>
Cipar	3	-	-	-	-	-	-	-	3	-	-	-	<i>Cyprus</i>
Češka	45	29	-	-	6	2	1	1	37	26	1	-	<i>Czech Republic</i>
Čile	4	2	-	-	2	2	-	-	2	-	-	-	<i>Chile</i>
Danska	3	2	-	-	-	-	1	1	2	1	-	-	<i>Denmark</i>
Dominikanska Republika	1	1	-	-	-	-	-	-	1	1	-	-	<i>Dominican Republic</i>
Egipat	17	8	-	-	1	-	1	-	15	8	-	-	<i>Egypt</i>
Ekvador	3	-	-	-	2	-	-	-	1	-	-	-	<i>Ecuador</i>
Estonija	8	3	-	-	4	2	2	1	2	-	-	-	<i>Estonia</i>
Etiopija	3	1	-	-	-	-	1	-	2	1	-	-	<i>Ethiopia</i>
Filipini	7	5	-	-	5	4	-	-	2	1	-	-	<i>Philippines</i>
Finska	35	21	-	-	2	-	6	2	27	19	-	-	<i>Finland</i>
Francuska	418	222	-	-	36	15	36	9	346	198	-	-	<i>France</i>
Gabon	1	1	-	-	-	-	-	-	1	1	-	-	<i>Gabon</i>
Gana	1	-	-	-	-	-	-	-	1	-	-	-	<i>Ghana</i>
Grčka	15	9	-	-	-	-	-	-	15	9	-	-	<i>Greece</i>
Grenada	1	-	-	-	-	-	-	-	1	-	-	-	<i>Grenada</i>
Gruzija	7	4	-	-	5	3	-	-	2	1	-	-	<i>Georgia</i>
Gvatemala	2	1	-	-	1	-	-	-	1	1	-	-	<i>Guatemala</i>
Gvineja Bisau	1	-	-	-	-	-	-	-	1	-	-	-	<i>Guinea-Bissau</i>
Honduras	5	3	-	-	4	3	-	-	1	-	-	-	<i>Honduras</i>
Hong Kong	1	1	-	-	-	-	-	-	1	1	-	-	<i>Hong Kong</i>
Indija	39	14	-	-	11	2	4	-	24	12	-	-	<i>India</i>
Indonezija	73	48	-	-	1	1	-	-	72	47	-	-	<i>Indonesia</i>
Irak	3	1	-	-	-	-	2	1	1	-	-	-	<i>Iraq</i>
Iran, Islamska Republika	14	8	-	-	1	1	1	-	11	7	1	-	<i>Iran, Islamic Republic of</i>

2.7. STUDENTI PREMA DRŽAVLJANSTVU, VRSTAMA VISOKIH UČILIŠTA I SPOLU U AK. G. 2024./2025.
STUDENTS, BY CITIZENSHIP, TYPE OF INSTITUTION OF HIGHER EDUCATION AND SEX, 2024/2025 ACADEMIC YEAR

 (nastavak)
 (continued)

	Ukupno Total		Visoke škole Schools of professional higher education		Veleučilišta Polytechnics		Fakulteti Faculties				Umjetničke akademije Art academies		
							stručni studij Professional study		sveučilišni studij University study				
	svega All	studentice Female students	svega All	studentice Female students	svega All	studentice Female students	svega All	studentice Female students	svega All	studentice Female students	svega All	studentice Female students	
Irska	32	23	-	-	8	7	-	-	23	15	1	1	Ireland
Italija	161	71	-	-	11	3	4	3	146	65	-	-	Italy
Izrael	97	45	-	-	1	1	1	-	95	44	-	-	Israel
Japan	40	25	-	-	17	10	2	-	21	15	-	-	Japan
Jordan	3	1	-	-	1	-	-	-	2	1	-	-	Jordan
Južna Koreja	18	9	-	-	6	1	2	2	9	5	1	1	South Korea
Južnoafrička Republika	11	5	-	-	2	-	-	-	9	5	-	-	South Africa
Kamerun	4	2	-	-	1	-	-	-	3	2	-	-	Cameroon
Kanada	19	11	-	-	10	7	-	-	9	4	-	-	Canada
Kazahstan	7	5	-	-	3	2	-	-	4	3	-	-	Kazakhstan
Kenija	7	5	-	-	5	3	-	-	2	2	-	-	Kenya
Kina	29	19	-	-	13	7	3	2	10	7	3	3	China
Kirgistan	2	2	-	-	2	2	-	-	-	-	-	-	Kyrgyzstan
Kolumbija	5	1	-	-	2	-	-	-	3	1	-	-	Columbia
Kongo, Demokratska Republika	3	2	-	-	-	-	1	-	2	2	-	-	Congo, Democratic Republic
Kosovo	32	17	-	-	5	2	4	3	23	12	-	-	Kosovo
Kostarika	2	2	-	-	1	1	-	-	1	1	-	-	Costa Rica
Latvija	8	5	-	-	-	-	-	-	5	3	3	2	Latvia
Libanon	10	2	-	-	-	-	1	-	9	2	-	-	Lebanon
Libija	3	-	-	-	-	-	-	-	3	-	-	-	Libya
Litva	31	21	-	-	4	1	3	3	24	17	-	-	Lithuania
Luksemburg	1	-	-	-	-	-	-	-	1	-	-	-	Luxembourg
Madagaskar	5	2	-	-	4	1	-	-	1	1	-	-	Madagascar
Madarska	33	20	-	-	3	2	1	1	26	15	3	2	Hungary
Malezija	1	1	-	-	-	-	1	1	-	-	-	-	Malaysia
Malta	8	3	-	-	-	-	-	-	8	3	-	-	Malta
Maroko	13	7	-	-	1	-	3	1	9	6	-	-	Marocco
Mauricijus	1	-	-	-	1	-	-	-	-	-	-	-	Mauritius
Meksiko	25	9	-	-	18	7	1	-	6	2	-	-	Mexico
Mijanmar	2	1	-	-	-	-	-	-	2	1	-	-	Myanmar
Moldova	3	3	-	-	-	-	1	1	2	2	-	-	Moldova
Monako	1	-	-	-	1	-	-	-	-	-	-	-	Monaco
Mongolija	3	3	-	-	1	1	-	-	2	2	-	-	Mongolia
Mozambik	1	-	-	-	1	-	-	-	-	-	-	-	Mozambique
Nepal	2	-	-	-	1	-	1	-	-	-	-	-	Nepal
Nigerija	17	3	-	-	2	-	7	1	8	2	-	-	Nigeria
Nikaragva	1	1	-	-	-	-	-	-	1	1	-	-	Nicaragua
Nizozemska	48	26	-	-	10	6	6	4	32	16	-	-	Netherlands
Norveška	64	38	-	-	1	-	-	-	63	38	-	-	Norway
Njemačka	668	372	2	-	31	16	28	14	603	338	4	4	Germany
Oman	1	1	-	-	-	-	1	1	-	-	-	-	Oman
Otoci Turks i Caicos	1	1	-	-	1	1	-	-	-	-	-	-	Turks and Caicos Islands
Pakistan	15	7	-	-	1	1	4	-	10	6	-	-	Pakistan
Paragvaj	2	1	-	-	1	-	-	-	1	1	-	-	Paraguay
Peru	2	1	-	-	-	-	-	-	2	1	-	-	Peru
Poljska	160	103	-	-	17	9	3	2	134	86	6	6	Poland

2.7. STUDENTI PREMA DRŽAVLJANSTVU, VRSTAMA VISOKIH UČILIŠTA I SPOLU U AK. G. 2024./2025.
STUDENTS, BY CITIZENSHIP, TYPE OF INSTITUTION OF HIGHER EDUCATION AND SEX, 2024/2025 ACADEMIC YEAR

 (nastavak)
 (continued)

	Ukupno Total		Visoke škole Schools of professional higher education		Veleučilišta Polytechnics		Fakulteti Faculties				Umjetničke akademije Art academies		
							stručni studij Professional study		sveučilišni studij University study				
	svega All	studentice Female students	svega All	studentice Female students	svega All	studentice Female students	svega All	studentice Female students	svega All	studentice Female students	svega All	studentice Female students	
Portugal	170	83	-	-	25	14	14	5	131	64	-	-	Portugal
Rumunjska	48	24	-	-	4	2	3	-	40	21	1	1	Romania
Rusija	69	34	-	-	16	5	14	8	37	19	2	2	Russian Federation
Saudijska Arabija	1	-	-	-	-	-	-	-	1	-	-	-	Saudi Arabia
Senegal	1	-	-	-	-	-	-	-	1	-	-	-	Senegal
Sijera Leone	2	1	-	-	-	-	-	-	2	1	-	-	Sierra Leone
Singapur	6	1	-	-	4	-	-	-	2	1	-	-	Singapore
Sirija	6	1	-	-	-	-	-	-	6	1	-	-	Syria
Sjedinjene Američke Države	89	49	-	-	38	19	2	-	46	27	3	3	United States of America
Sjeverna Makedonija	47	32	2	1	6	2	6	4	28	21	5	4	North Macedonia
Slovačka	30	15	-	-	2	1	-	-	27	13	1	1	Slovakia
Slovenija	141	94	1	-	36	25	2	1	86	58	16	10	Slovenia
Srbija	73	41	3	-	13	7	7	6	39	22	11	6	Serbia
Sudan	2	-	-	-	1	-	-	-	1	-	-	-	Sudan
Sveti Kristofor i Nevis	1	1	-	-	-	-	1	1	-	-	-	-	Saint Kitts and Nevis
Sveti Toma i Princip	1	-	-	-	-	-	-	-	1	-	-	-	Sao Tome and Principe
Španjolska	316	165	-	-	44	18	6	5	261	140	5	2	Spain
Šri Lanka	6	2	-	-	-	-	-	-	6	2	-	-	Sri Lanka
Švedska	31	14	1	-	2	-	-	-	28	14	-	-	Sweden
Švicarska	11	8	-	-	2	2	1	-	8	6	-	-	Switzerland
Tadžikistan	2	-	-	-	-	-	-	-	2	-	-	-	Tajikistan
Tajland	1	-	-	-	-	-	-	-	1	-	-	-	Thailand
Tanzanija	2	-	-	-	-	-	1	-	1	-	-	-	Tanzania
Tajvan	2	-	-	-	-	-	-	-	2	-	-	-	Taiwan
Trinidad i Tobago	1	1	-	-	1	1	-	-	-	-	-	-	Trinidad and Tobago
Tunis	3	1	-	-	1	-	-	-	2	1	-	-	Tunis
Turska	52	22	-	-	12	2	5	2	33	17	2	1	Türkiye
Ujedinjeni Arapski Emirati	1	-	-	-	-	-	-	-	1	-	-	-	United Arab Emirates
Urugvaj	2	1	-	-	-	-	-	-	2	1	-	-	Uruguay
Ujedinjena Kraljevina	45	24	-	-	2	1	-	-	43	23	-	-	United Kingdom
Ukrajina	207	129	-	-	37	28	16	12	140	76	14	13	Ukraine
Uzbekistan	1	1	-	-	-	-	-	-	1	1	-	-	Uzbekistan
Venezuela	6	5	-	-	1	1	2	1	3	3	-	-	Venezuela
Vijetnam	1	1	-	-	1	1	-	-	-	-	-	-	Viet Nam
Zimbabve	2	2	-	-	1	1	1	1	-	-	-	-	Zimbabwe

3. UPISANI STUDENTI I GODINE U AK. G. 2024./2025.

STUDENTS ENROLLED ON THE 1ST YEAR OF STUDY, 2024/2025 ACADEMIC YEAR

3.1. STUDENTI I. GODINE PREMA PRETHODNO ZAVRŠENOJ ŠKOLI I STRUCI TE VRSTAMA VISOKIH UČILIŠTA I VRSTAMA STUDIJA U AK. G. 2024./2025.

FIRST-YEAR STUDENTS, BY PREVIOUSLY FINISHED SCHOOL AND VOCATION, TYPE OF INSTITUTION OF HIGHER EDUCATION AND TYPE OF STUDY, 2024/2025 ACADEMIC YEAR

	Ukupno Total	Stručni studij Professional study				Sveučilišni studij University study		
		svega All	visoke škole Schools of higher education	veleučilišta Polytechnics	fakulteti Faculties	svega All	fakulteti Faculties	umjetničke akademije Art academies
Ukupno Total	53 447	29 988	15 290	15	7 470	7 805	38 157	37 273
Gimnazija Grammar school	13 472	8 561	2 369	2	1 145	1 222	11 103	10 935
Srednja strukovna škola Vocational secondary school								
Strojarstvo Mechanical engineering	757	31	344	-	135	209	413	411
Brodogradnja Shipbuilding	11	2	3	-	-	3	8	8
Elektrotehnika Electrical engineering	2 860	138	1 429	1	726	702	1 431	1 428
Geologija, rudarstvo i nafta Geology, mining and petroleum	81	45	26	-	9	17	55	55
Ekonomija i trgovina Economics and trade	3 305	2 383	1 250	1	434	815	2 055	2 043
Ugostiteljstvo i turizam Hotels, catering and tourism	1 409	972	397	-	142	255	1 012	998
Poljoprivreda Agriculture	215	132	57	-	36	21	158	156
Prehrana Food processing	208	165	84	-	38	46	124	122
Veterina Veterinary	179	134	55	1	33	21	124	124
Šumarstvo Forestry	63	17	20	-	11	9	43	43
Obrada drva Wood processing	61	19	25	-	10	15	36	36
Graditeljstvo i geodezija Civil engineering and geodesy	783	317	332	-	116	216	451	444
Cestovni promet Road transport	182	44	66	-	31	35	116	115
Unutamji promet Internal transport	4	1	4	-	4	-	-	-
Pomorski, riječni i lučki promet Sea water and river transport	229	44	33	-	19	14	196	196
PT promet Post and telecommunications	47	37	24	-	8	16	23	23
Zračni promet Air transport	44	30	10	-	2	8	34	34
Željeznički promet Railway transport	22	5	11	-	7	4	11	11
Kemijska tehnologija Chemical technology	147	95	28	-	16	12	119	119
Grafika Graphics and printing	435	240	189	-	59	130	246	231
Tekstil Textiles	76	72	32	-	8	24	44	44
Obrada kože Leather processing	6	4	3	-	2	1	3	3

3.1. STUDENTI I. GODINE PREMA PRETHODNO ZAVRŠENOJ ŠKOLI I STRUCI TE VRSTAMA VISOKIH UČILIŠTA I VRSTAMA STUDIJA U AK. G. 2024./2025.

FIRST-YEAR STUDENTS, BY PREVIOUSLY FINISHED SCHOOL AND VOCATION, TYPE OF INSTITUTION OF HIGHER EDUCATION AND TYPE OF STUDY, 2024/2025 ACADEMIC YEAR

(nastavak)
(continued)

	Ukupno <i>Total</i>	Stručni studij <i>Professional study</i>				Sveučilišni studij <i>University study</i>		
		svega <i>All</i>	visoke škole <i>Schools of higher education</i>	veleučilišta <i>Polytechnics</i>	fakulteti <i>Faculties</i>	svega <i>All</i>	fakulteti <i>Faculties</i>	umjetničke akademije <i>Art academies</i>
Zdravstvo <i>Health</i>	1 911	1 487	1 047	-	758	289	864	858
Osobne usluge (kozmetičar, pediker, frizer) <i>Personal services (cosmetician, pedicure, hairdresser)</i>	84	74	38	-	19	19	46	46
Ostale usluge <i>Other services</i>	17	4	12	-	3	9	5	5
Optika i obrada stakla <i>Optics and glass processing</i>	43	31	37	-	34	3	6	6
Unutamji poslovi i zaštita <i>Internal affairs and security</i>	13	4	13	-	10	3		-
Međustrukovni programi <i>Inter-vocational programmes</i>	79	48	15	-	6	9	64	37
Glazbena umjetnost <i>Music art</i>	131	70	15	-	4	11	116	59
Likovna umjetnost i dizajn <i>Fine arts and design</i>	522	444	78	-	20	58	444	301
Plesna umjetnost <i>Dance</i>	4	3		-	-	-	4	3
Ostalo <i>Other</i>	77	19	61	-	50	11	16	16
Stručni kratki studij <i>Short professional study</i>	2	2	2	1	1	-		-
Stručni prijediplomski studij <i>Professional undergraduate study</i>	3 936	2 187	3 097	1	1 850	1 246	839	837
Sveučilišni prijediplomski studij <i>University undergraduate study</i>	9 377	5 763	231	1	146	84	9 146	8 811
Stručni diplomski studij <i>Professional graduate study</i>	17	10	6	-	3	3	11	11
Sveučilišni integrirani prijediplomski i diplomski studij <i>University integrated undergraduate and graduate study</i>	139	103	41	5	20	16	98	90
Nepoznata škola <i>Unknown school</i>	2 445	1 389	980	2	602	376	1 465	1 446
Ponovno upisani <i>Re-enrolled</i>	10 054	4 862	2 826	-	953	1 873	7 228	7 168

3.2. STUDENTI I. GODINE BEZ PONAVLJAČA PREMA VRSTAMA VISOKIH UČILIŠTA, VRSTAMA STUDIJA, NAČINU STUDIRANJA I GODINI ZAVRŠETKA PRETHODNE ŠKOLE U AK. G. 2024./2025.

FIRST-YEAR STUDENTS, WITHOUT REPEATERS, BY TYPE OF INSTITUTION OF HIGHER EDUCATION, TYPE OF STUDY, MODE OF STUDY AND YEAR OF FINISHING PREVIOUS SCHOOL, 2024/2025 ACADEMIC YEAR

	Studenti I. godine First-year students							
			godina završetka prethodne škole Year of finishing previous school					
	ukupno Total	%	2024.	%	2023.	%	2022. i prije 2022 and earlier	%
Visoka učilišta – ukupno <i>Institutions of higher education – total</i>	43 393	100	30 930	71,3	4 378	10,1	8 085	18,6
Redoviti <i>Full-time</i>	34 273	100	27 295	79,6	3 256	9,5	3 722	10,9
Izvanredni <i>Part-time</i>	9 120	100	3 635	39,9	1 122	12,3	4 363	47,8
Visoke škole <i>Schools of professional higher education</i>	15	100	1	6,7	2	13,3	12	80,0
Redoviti <i>Full-time</i>	2	100	-	-	1	50,0	1	50,0
Izvanredni <i>Part-time</i>	13	100	1	7,7	1	7,7	11	84,6
Veleučilišta <i>Polytechnics</i>	6 517	100	3 681	56,5	713	10,9	2 123	32,6
Redoviti <i>Full-time</i>	3 255	100	2 369	72,8	383	11,8	503	15,4
Izvanredni <i>Part-time</i>	3 262	100	1 312	40,2	330	10,1	1 620	49,7
Fakulteti <i>Faculties</i>	36 037	100	26 638	73,9	3 549	9,9	5 850	16,2
Stručni studij <i>Professional study</i>	5 932	100	3 456	58,3	1 030	17,3	1 446	24,4
Redoviti <i>Full-time</i>	3 929	100	2 683	68,3	709	18,0	537	13,7
Izvanredni <i>Part-time</i>	2 003	100	773	38,6	321	16,0	909	45,4
Sveučilišni studij <i>University study</i>	30 105	100	23 182	77,0	2 519	8,4	4 404	14,6
Redoviti <i>Full-time</i>	26 316	100	21 664	82,3	2 061	7,8	2 591	9,9
Izvanredni <i>Part-time</i>	3 789	100	1 518	40,1	458	12,1	1 813	47,8
Umjetničke akademije <i>Art academies</i>	824	100	610	74,1	114	13,8	100	12,1
Redoviti <i>Full-time</i>	771	100	579	75,1	102	13,2	90	11,7
Izvanredni <i>Part-time</i>	53	100	31	58,5	12	22,6	10	18,9

II. POSLIJEDIPLOMSKI STUDIJ
POSTGRADUATE STUDY

1. STUDENTI UPISANI NA SVEUČILIŠNI SPECIJALISTIČKI STUDIJ U AK. G. 2024./2025.

STUDENTS ENROLLED ON UNIVERSITY SPECIALIST STUDIES, 2024/2025 ACADEMIC YEAR

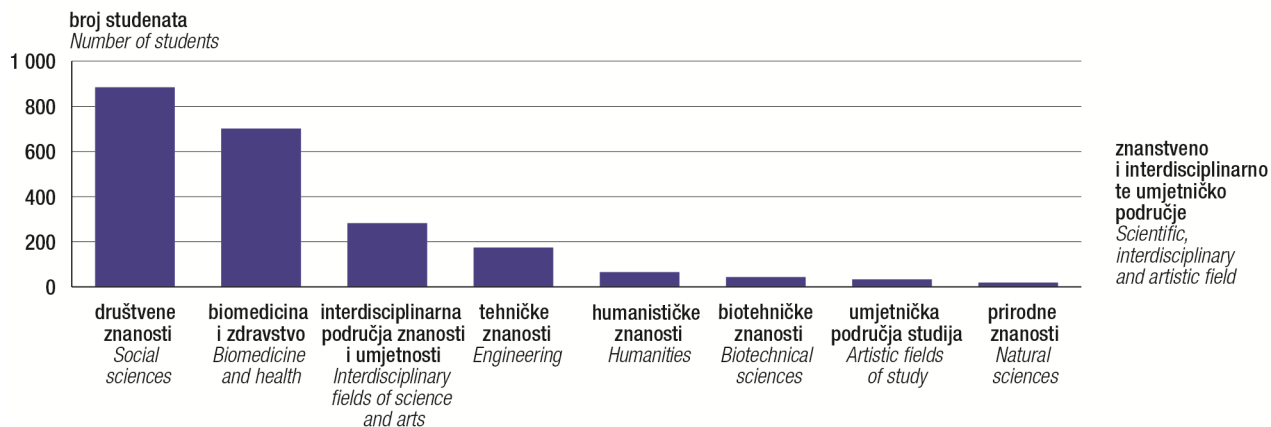
1.1. STUDENTI UPISANI NA SVEUČILIŠNI SPECIJALISTIČKI STUDIJ PREMA SVEUČILIŠTU, ZNANSTVENIM I INTERDISCIPLINARNIM TE UMJETNIČKIM PODRUČJIMA STUDIJA I SPOLU U AK. G. 2024./2025.

STUDENTS ENROLLED ON UNIVERSITY SPECIALIST STUDIES, BY UNIVERSITY, SCIENTIFIC, INTERDISCIPLINARY AND ARTISTIC FIELDS OF STUDY AND SEX, 2024/2025 ACADEMIC YEAR

	Ukupno <i>Total</i>		Znanstvena područja studija <i>Scientific fields of study</i>						Interdisciplinarna područja znanosti i umjetnosti <i>Interdisciplinary fields of science and arts</i>	Umjetničko područje studija <i>Artistic field of study</i>
	svega <i>All</i>	žene <i>Women</i>	prirodne znanosti <i>Natural sciences</i>	tehničke znanosti <i>Engineering</i>	biomedicina i zdravlje <i>Biomedicine and health</i>	biotehničke znanosti <i>Biotechnical sciences</i>	društvene znanosti <i>Social sciences</i>	humanističke znanosti <i>Humanities</i>	interdisciplinarno znanstveno područje <i>Interdisciplinary scientific field</i>	interdisciplinarno umjetničko područje <i>Interdisciplinary artistic field</i>
Ukupno <i>Total</i>	2 201	1 485	19	174	701	43	884	65	282	33
Sveučilište u Osijeku <i>University of Osijek</i>	246	175	-	-	16	17	108	55	28	22
Sveučilište u Puli – Pola <i>University of Pula – Pola</i>	6	4	-	-	-	-	6	-	-	-
Sveučilište u Rijeci <i>University of Rijeka</i>	218	113	-	-	51	-	137	-	19	11
Sveučilište u Slavonskom Brodu <i>University of Slavonki Brod</i>	10	1	-	10	-	-	-	-	-	-
Sveučilište u Splitu <i>University of Split</i>	47	34	-	-	32	-	15	-	-	-
Sveučilište u Zadru <i>University of Zadar</i>	20	18	-	-	-	-	-	-	20	-
Sveučilište u Zagrebu <i>University of Zagreb</i>	1 613	1 105	19	164	575	26	604	10	215	-
Sveučilište Sjever, Koprivnica <i>University North, Koprivnica</i>	14	11	-	-	-	-	14	-	-	-
Libertas međunarodno sveučilište, Zagreb <i>Libertas International University, Zagreb</i>	27	24	-	-	27	-	-	-	-	-

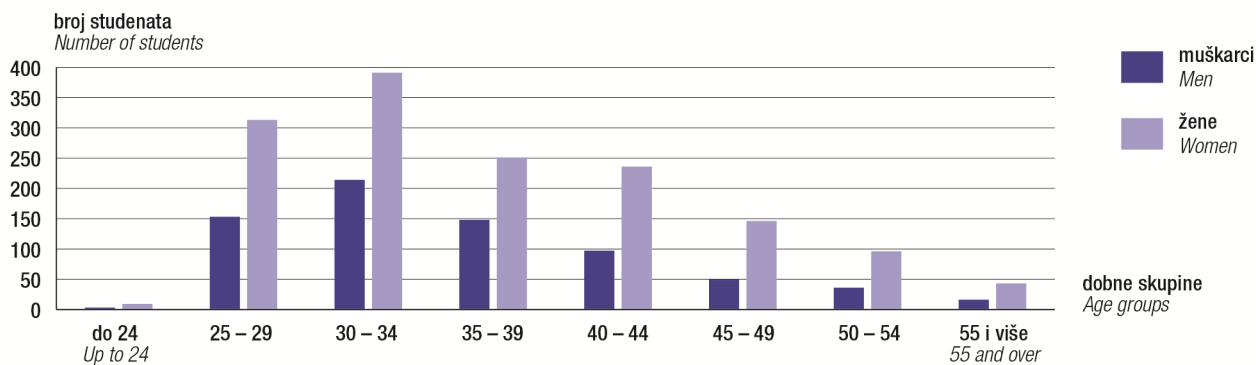
G-5. STUDENTI UPISANI NA SVEUČILIŠNI SPECIJALISTIČKI STUDIJ PREMA ZNANSTVENIM I INTERDISCIPLINARNIM TE UMJETNIČKIM PODRUČJIMA STUDIJA U AK. G. 2024./2025.

STUDENTS ENROLLED ON UNIVERSITY SPECIALIST STUDIES, BY SCIENTIFIC, INTERDISCIPLINARY AND ARTISTIC FIELDS OF STUDY, 2024/2025 ACADEMIC YEAR



G-6. STUDENTI UPISANI NA SVEUČILIŠNI SPECIJALISTIČKI STUDIJ PREMA GODINAMA ŽIVOTA I SPOLU U AK. G. 2024./2025.

STUDENTS ENROLLED ON UNIVERSITY SPECIALIST STUDIES, BY AGE AND SEX, 2024/2025 ACADEMIC YEAR



**1.2. STUDENTI UPISANI NA SVEUČILIŠNI SPECIJALISTIČKI STUDIJ PREMA ZNANSTVENIM I INTERDISCIPLINARNIM
TE UMJETNIČKIM PODRUČJIMA I POLJIIMA STUDIJA, GODINAMA ŽIVOTA I SPOLU U AK. G. 2024./2025.
STUDENTS ENROLLED ON UNIVERSITY SPECIALIST STUDIES, BY SCIENTIFIC, INTERDISCIPLINARY AND ARTISTIC FIELDS
OF STUDY, AGE AND SEX, 2024/2025 ACADEMIC YEAR**

	Ukupno Total		Dobne skupine Age groups								
	svega All	žene Women	do 24 Up to 24	25 – 29	30 – 34	35 – 39	40 – 44	45 – 49	50 – 54	55 i više 55 and over	
Ukupno	2 201	1 485	12	466	605	399	333	195	132	59	Total
Prirodne znanosti	19	18	-	13	5	1	-	-	-	-	Natural sciences
Matematika	19	18	-	13	5	1	-	-	-	-	Mathematics
Tehničke znanosti	174	53	-	19	39	48	33	18	11	6	Engineering
Arhitektura i urbanizam	9	7	-	1	-	4	1	1	1	1	Architecture and town planning
Elektrotehnika	34	3	-	3	18	11	2	-	-	-	Electrical engineering
Geodezija	1	-	-	-	1	-	-	-	-	-	Geodesy
Građevinarstvo	25	10	-	5	1	7	4	3	3	2	Civil engineering
Računarstvo	26	7	-	4	4	8	2	5	1	2	Computer science
Strojarstvo	10	1	-	-	3	3	1	1	2	-	Mechanical engineering
Tehnologija prometa i transport	19	4	-	2	3	4	5	1	4	-	Technology of transport and traffic
Temeljne tehničke znanosti	5	2	-	2	2	-	1	-	-	-	Basic technical sciences
Interdisciplinarnе tehničke znanosti	45	19	-	2	7	11	17	7	-	1	Interdisciplinary technical sciences
Biomedicina i zdravstvo	701	483	2	261	301	61	43	13	14	6	Biomedicine and health
Kliničke medicinske znanosti	416	269	-	141	218	32	17	2	5	1	Clinical medical sciences
Javno zdravstvo i zdravstvena zaštita	109	88	-	45	35	7	10	4	5	3	Public health and health care
Veterinarska medicina	41	21	-	16	15	4	3	3	-	-	Veterinary medicine
Dentalna medicina	41	26	-	19	9	7	1	2	2	1	Dental medicine
Farmacija	94	79	2	40	24	11	12	2	2	1	Pharmacy
Biotehničke znanosti	43	32	1	6	6	12	8	2	7	1	Biotechnical sciences
Poljoprivredа	21	15	-	2	4	6	3	1	4	1	Agriculture
Prehrambena tehnologija	10	9	-	2	-	3	2	1	2	-	Food technology
Nutricionizam	10	7	1	2	1	2	3	-	1	-	Nutrition
Interdisciplinarnе biotehničke znanosti	2	1	-	-	1	1	-	-	-	-	Interdisciplinary biotechnical sciences
Društvene znanosti	884	599	6	130	177	200	171	104	68	28	Social sciences
Ekonomija	296	179	-	38	62	71	57	38	24	6	Economics
Pravo	318	221	1	26	62	84	65	49	18	13	Law
Politologija	92	37	5	27	19	20	8	5	8	-	Political science
Informacijske znanosti	20	16	-	3	2	2	7	1	4	1	Information sciences
Komunikacijske znanosti	15	13	-	4	2	2	3	3	1	-	Communication sciences
Psihologija	33	26	-	15	9	4	2	1	1	1	Psychology
Edukacijsko-rehabilitacijske znanosti	40	39	-	14	13	5	6	-	1	1	Education and rehabilitation sciences
Socijalne djelatnosti	70	68	-	3	8	12	23	7	11	6	Social work
Humanističke znanosti	65	52	-	3	12	15	10	12	7	6	Humanities
Teologija	55	42	-	1	9	12	8	12	7	6	Theology
Filologija	10	10	-	2	3	3	2	-	-	-	Philology
Umjetničko područje	33	28	-	8	7	3	7	3	5	-	Artistic field
Interdisciplinarno umjetničko polje	33	28	-	8	7	3	7	3	5	-	Interdisciplinary artistic field
Interdisciplinarno područje znanosti	282	220	3	26	58	59	61	43	20	12	Interdisciplinary field of science
Obrazovne znanosti	59	50	2	4	6	14	16	7	8	2	Educational sciences
Sigurnosne i obrambene znanosti	18	12	-	5	9	1	1	2	-	-	Security and defense sciences
Projektni menadžment	42	24	1	7	7	9	11	5	1	1	Project management
Interdisciplinarno znanstveno područje	163	134	-	10	36	35	33	29	11	9	Interdisciplinary scientific field

1.3. STUDENTI UPISANI NA SVEUČILIŠNI SPECIJALISTIČKI STUDIJ PREMA VISOKOM UČILIŠTU, ZNANSTVENIM I INTERDISCIPLINARNIM TE UMJETNIČKIM PODRUČJIMA STUDIJA I SPOLU U AK. G. 2024./2025.

STUDENTS ENROLLED ON UNIVERSITY SPECIALIST STUDIES, BY INSTITUTION OF HIGHER EDUCATION, SCIENTIFIC, INTERDISCIPLINARY AND ARTISTIC FIELDS OF STUDY AND SEX, 2024/2025 ACADEMIC YEAR

	Ukupno Total		Znanstvena i interdisciplinarna te umjetnička područja studija Scientific, interdisciplinary and artistic fields of study															
			prirodne znanosti Natural sciences		tehničke znanosti Engineering		biomedicina i zdravlje Biomedicine and health		biotehničke znanosti Biotechnical sciences		društvene znanosti Social sciences		humanističke znanosti Humanities		interdisciplinarno umjetničko područje Interdisciplinary artistic field		interdisciplinarno znanstveno područje Interdisciplinary scientific field	
	svega All	žene Wo- men	svega All	žene Wo- men	svega All	žene Wo- men	svega All	žene Wo- men	svega All	žene Wo- men	svega All	žene Wo- men	svega All	žene Wo- men	svega All	žene Wo- men	svega All	žene Wo- men
Ukupno Total	2 201	1 485	19	18	174	53	701	483	43	32	884	599	65	52	33	28	282	220
Prirodoslovno-matematički fakultet, Zagreb Faculty of Science, Zagreb	19	18	19	18	-	-	-	-	-	-	-	-	-	-	-	-	-	-
Arhitektonski fakultet, Zagreb Faculty of Architecture, Zagreb	9	7	-	-	9	7	-	-	-	-	-	-	-	-	-	-	-	-
Građevinski fakultet, Zagreb Faculty of Civil Engineering, Zagreb	25	10	-	-	25	10	-	-	-	-	-	-	-	-	-	-	-	-
Geodetski fakultet, Zagreb Faculty of Geodesy, Zagreb	1	-	-	-	1	-	-	-	-	-	-	-	-	-	-	-	-	-
Fakultet strojarstva i brodogradnje, Zagreb Faculty of Mechanical Engineering and Naval Architecture, Zagreb	5	2	-	-	5	2	-	-	-	-	-	-	-	-	-	-	-	-
Fakultet elektrotehnike i računarstva, Zagreb Faculty of Electrical Engineering and Computing, Zagreb	148	54	-	-	105	29	-	-	-	-	-	-	-	-	-	-	43	25
Fakultet prometnih znanosti, Zagreb Faculty of Transport and Traffic Engineering, Zagreb	19	4	-	-	19	4	-	-	-	-	-	-	-	-	-	-	-	-
Medicinski fakultet, Osijek Faculty of Medicine, Osijek	16	11	-	-	-	-	16	11	-	-	-	-	-	-	-	-	-	-
Medicinski fakultet, Rijeka Faculty of Medicine, Rijeka	51	23	-	-	-	-	51	23	-	-	-	-	-	-	-	-	-	-
Medicinski fakultet, Split Faculty of Medicine, Split	32	21	-	-	-	-	32	21	-	-	-	-	-	-	-	-	-	-
Medicinski fakultet, Zagreb Faculty of Medicine, Zagreb	399	278	-	-	-	-	399	278	-	-	-	-	-	-	-	-	-	-
Stomatološki fakultet, Zagreb Faculty of Dental Medicine, Zagreb	41	26	-	-	-	-	41	26	-	-	-	-	-	-	-	-	-	-
Farmaceutsko-biokemijski fakultet, Zagreb Faculty of Pharmacy and Biochemistry, Zagreb	94	79	-	-	-	-	94	79	-	-	-	-	-	-	-	-	-	-
Veterinarski fakultet, Zagreb Faculty of Veterinary Medicine, Zagreb	41	21	-	-	-	-	41	21	-	-	-	-	-	-	-	-	-	-
Prehrambeno-tehnološki fakultet, Osijek Faculty of Food Technology, Osijek	16	12	-	-	-	-	-	-	16	12	-	-	-	-	-	-	-	-

1.3. STUDENTI UPISANI NA SVEUČILIŠNI SPECIJALISTIČKI STUDIJ PREMA VISOKOM UČILIŠTU, ZNANSTVENIM I INTERDISCIPLINARNIM TE UMJETNIČKIM PODRUČJIMA STUDIJA I SPOLU U AK. G. 2024./2025.

STUDENTS ENROLLED ON UNIVERSITY SPECIALIST STUDIES, BY INSTITUTION OF HIGHER EDUCATION, SCIENTIFIC, INTERDISCIPLINARY AND ARTISTIC FIELDS OF STUDY AND SEX, 2024/2025 ACADEMIC YEAR

(nastavak)
(nastavak)

	Ukupno Total		Znanstvena i interdisciplinarna te umjetnička područja studija Scientific, interdisciplinary and artistic fields of study															
			prirodne znanosti Natural sciences		tehničke znanosti Engineering		biomedicina i zdravlje Biomedicine and health		biotehničke znanosti Biotechnical sciences		društvene znanosti Social sciences		humanističke znanosti Humanities		interdisciplinarno umjetničko područje Interdisciplinary artistic field		interdisciplinarno znanstveno područje Interdisciplinary scientific field	
	svega All	žene Wo- men	svega All	žene Wo- men	svega All	žene Wo- men	svega All	žene Wo- men	svega All	žene Wo- men	svega All	žene Wo- men	svega All	žene Wo- men	svega All	žene Wo- men	svega All	žene Wo- men
Prehrambeno-biotehnoški fakultet, Zagreb Faculty of Food Technology and Biotechnology, Zagreb	6	5	-	-	-	-	-	-	6	5	-	-	-	-	-	-	-	-
Fakultet agrobiotehničkih znanosti, Osijek Faculty of Agrobiotechnical Sciences, Osijek	1	-	-	-	-	-	-	-	1	-	-	-	-	-	-	-	-	-
Agronomski fakultet, Zagreb Faculty of Agriculture, Zagreb	20	15	-	-	-	-	-	-	20	15	-	-	-	-	-	-	-	-
Ekonomski fakultet, Osijek Faculty of Economics and Business, Osijek	73	44	-	-	-	-	-	-	-	-	73	44	-	-	-	-	-	-
Ekonomski fakultet, Rijeka Faculty of Economics and Business, Rijeka	137	70	-	-	-	-	-	-	-	-	137	70	-	-	-	-	-	-
Ekonomski fakultet, Split Faculty of Economics, Business and Tourism, Split	15	13	-	-	-	-	-	-	-	-	15	13	-	-	-	-	-	-
Ekonomski fakultet, Zagreb Faculty of Economics and Business, Zagreb	31	19	-	-	-	-	-	-	-	-	31	19	-	-	-	-	-	-
Fakultet organizacije i informatike, Varaždin Faculty of Organization and Informatics, Varaždin	25	20	-	-	-	-	-	-	-	-	25	20	-	-	-	-	-	-
Pravni fakultet, Osijek Faculty of Law, Osijek	35	25	-	-	-	-	-	-	-	-	35	25	-	-	-	-	-	-
Pravni fakultet, Rijeka Faculty of Law, Rijeka	18	12	-	-	-	-	-	-	-	-	-	-	-	-	-	-	18	12
Pravni fakultet, Zagreb Faculty of Law, Zagreb	353	264	-	-	-	-	-	-	-	-	353	264	-	-	-	-	-	-
Fakultet političkih znanosti, Zagreb Faculty of Political Sciences, Zagreb	107	50	-	-	-	-	-	-	-	-	107	50	-	-	-	-	-	-
Fakultet za odgojne i obrazovne znanosti, Osijek Faculty of Education, Osijek	25	18	-	-	-	-	-	-	-	-	-	-	-	-	-	-	25	18
Učiteljski fakultet, Zagreb Faculty of Teacher Education, Zagreb	13	13	-	-	-	-	-	-	-	-	-	-	-	-	-	-	13	13
Edukacijsko-rehabilitacijski fakultet, Zagreb Faculty of Education and Rehabilitation Sciences, Zagreb	40	39	-	-	-	-	-	-	-	-	40	39	-	-	-	-	-	-
Filozofski fakultet, Rijeka Faculty of Humanities and Social Sciences, Rijeka	1	1	-	-	-	-	-	-	-	-	-	-	-	-	-	-	1	1

1.3. STUDENTI UPISANI NA SVEUČILIŠNI SPECIJALISTIČKI STUDIJ PREMA VISOKOM UČILIŠTU, ZNANSTVENIM I INTERDISCIPLINARNIM TE UMJETNIČKIM PODRUČJIMA STUDIJA I SPOLU U AK. G. 2024./2025.

STUDENTS ENROLLED ON UNIVERSITY SPECIALIST STUDIES, BY INSTITUTION OF HIGHER EDUCATION, SCIENTIFIC, INTERDISCIPLINARY AND ARTISTIC FIELDS OF STUDY AND SEX, 2024/2025 ACADEMIC YEAR

(nastavak)
(nastavak)

	Ukupno <i>Total</i>		Znanstvena i interdisciplinarna te umjetnička područja studija <i>Scientific, interdisciplinary and artistic fields of study</i>																	
			prirodne znanosti <i>Natural sciences</i>		tehničke znanosti <i>Engineering</i>		biomedicina i zdravlje <i>Biomedicine and health</i>		biotehničke znanosti <i>Biotechnical sciences</i>		društvene znanosti <i>Social sciences</i>		humanističke znanosti <i>Humanities</i>		interdisciplinarno umjetničko područje <i>Interdisciplinary artistic field</i>		interdisciplinarno znanstveno područje <i>Interdisciplinary scientific field</i>			
	svoga <i>All</i>	žene <i>Wo-men</i>	svoga <i>All</i>	žene <i>Wo-men</i>	svoga <i>All</i>	žene <i>Wo-men</i>	svoga <i>All</i>	žene <i>Wo-men</i>	svoga <i>All</i>	žene <i>Wo-men</i>	svoga <i>All</i>	žene <i>Wo-men</i>	svoga <i>All</i>	žene <i>Wo-men</i>	svoga <i>All</i>	žene <i>Wo-men</i>	svoga <i>All</i>	žene <i>Wo-men</i>		
Filozofski fakultet, Zagreb <i>Faculty of Humanities and Social Sciences, Zagreb</i>	38	31	-	-	-	-	-	-	-	-	-	-	33	26	5	5	-	-	-	-
Akademija za umjetnosti i kulturu, Osijek <i>Academy of Arts and Culture, Osijek</i>	22	21	-	-	-	-	-	-	-	-	-	-	-	-	-	-	22	21	-	-
Sveučilište u Osijeku <i>University of Osijek</i>	3	2	-	-	-	-	-	-	-	-	-	-	-	-	-	-	-	-	3	2
Sveučilište u Puli – Pola <i>University of Pula – Pola</i>	6	4	-	-	-	-	-	-	-	-	-	-	6	4	-	-	-	-	-	-
Sveučilište u Rijeci <i>University of Rijeka</i>	11	7	-	-	-	-	-	-	-	-	-	-	-	-	-	-	11	7	-	-
Sveučilište u Zadru <i>University of Zadar</i>	20	18	-	-	-	-	-	-	-	-	-	-	-	-	-	-	-	-	20	18
Sveučilište u Zagrebu <i>University of Zagreb</i>	179	150	-	-	-	-	-	-	-	-	-	-	15	14	5	5	-	-	159	131
Sveučilište u Slavonskom Brodu <i>University of Slavonski Brod</i>	10	1	-	-	10	1	-	-	-	-	-	-	-	-	-	-	-	-	-	-
Sveučilište Sjever, Koprivnica <i>University North, Koprivnica</i>	14	11	-	-	-	-	-	-	-	-	-	-	14	11	-	-	-	-	-	-
Libertas međunarodno sveučilište, Zagreb <i>Libertas International University, Zagreb</i>	27	24	-	-	-	-	27	24	-	-	-	-	-	-	-	-	-	-	-	-
Katolički bogoslovni fakultet, Đakovo <i>Catholic Theological Faculty, Đakovo</i>	55	42	-	-	-	-	-	-	-	-	-	-	-	-	55	42	-	-	-	-

1.4. STUDENTI UPISANI NA SVEUČILIŠNI SPECIJALISTIČKI STUDIJ PREMA SVEUČILIŠTU, DRŽAVI PREBIVALIŠTA I SPOLU U AK. G. 2024./2025.

STUDENTS ENROLLED ON UNIVERSITY SPECIALIST STUDIES, BY UNIVERSITY, COUNTRY OF USUAL RESIDENCE AND SEX, 2024/2025 ACADEMIC YEAR

Država prebivališta	Ukupno Total		Sveučilište University																Country of usual residence		
			Osijek		Pula – Pola		Rijeka		Slavonski Brod		Split		Zadar		Zagreb		Libertas			Sjever North	
	svega All	žene Women	svega All	žene Women	svega All	žene Women	svega All	žene Women	svega All	žene Women	svega All	žene Women	svega All	žene Women	svega All	žene Women	svega All	žene Women		svega All	žene Women
Ukupno	2 201	1 485	246	175	6	4	218	113	10	1	47	34	20	18	1 613	1 105	27	24	14	11	Total
Hrvatska	2 146	1 457	232	165	6	4	217	112	10	1	47	34	20	18	1 573	1 088	27	24	14	11	Croatia
Ostale države	55	28	14	10	-	-	1	1	-	-	-	-	-	-	40	17	-	-	-	-	Other countries
Argentina	1	1	-	-	-	-	-	-	-	-	-	-	-	-	1	1	-	-	-	-	Argentina
Belgija	2	2	2	2	-	-	-	-	-	-	-	-	-	-	-	-	-	-	-	-	Belgium
Bosna i Hercegovina	26	12	7	4	-	-	-	-	-	-	-	-	-	-	19	8	-	-	-	-	Bosnia and Herzegovina
Crna Gora	2	2	2	2	-	-	-	-	-	-	-	-	-	-	-	-	-	-	-	-	Montenegro
Grčka	1	-	-	-	-	-	-	-	-	-	-	-	-	-	1	-	-	-	-	-	Greece
Italija	1	1	-	-	-	-	-	-	-	-	-	-	-	-	1	1	-	-	-	-	Italy
Nizozemska	1	1	-	-	-	-	-	-	-	-	-	-	-	-	1	1	-	-	-	-	Netherlands
Norveška	1	1	-	-	-	-	-	-	-	-	-	-	-	-	1	1	-	-	-	-	Norway
Njemačka	1	-	-	-	-	-	-	-	-	-	-	-	-	-	1	-	-	-	-	-	Germany
Sjeverna Makedonija	1	1	-	-	-	-	-	-	-	-	-	-	-	-	1	1	-	-	-	-	North Macedonia
Slovenija	11	5	-	-	-	-	1	1	-	-	-	-	-	-	10	4	-	-	-	-	Slovenia
Srbija	6	2	3	2	-	-	-	-	-	-	-	-	-	-	3	-	-	-	-	-	Serbia
Švedska	1	-	-	-	-	-	-	-	-	-	-	-	-	-	1	-	-	-	-	-	Sweden

1.5. STUDENTI UPISANI NA SVEUČILIŠNI SPECIJALISTIČKI STUDIJ PREMA DRŽAVI U KOJOJ SU ZAVRŠILI STUDIJ, DRŽAVLJANSTVU I SPOLU U AK. G. 2024./2025.

STUDENTS ENROLLED ON UNIVERSITY SPECIALIST STUDIES, BY COUNTRY OF STUDY COMPLETION, CITIZENSHIP AND SEX, 2024/2025 ACADEMIC YEAR

Država prethodnog obrazovanja	Ukupno Total		Državljanstvo Citizenship				Country of previous education
			hrvatsko Croatian		strano Foreign		
	svega All	žene Women	svega All	žene Women	svega All	žene Women	
Ukupno	2 201	1 485	2 161	1 465	40	20	Total
Hrvatska	2 097	1 424	2 094	1 422	3	2	Croatia
Ostale države	104	61	67	43	37	18	Other countries
Bosna i Hercegovina	56	37	45	31	11	6	Bosnia and Herzegovina
Bugarska	2	1	1	1	1	-	Bulgaria
Crna Gora	2	2	-	-	2	2	Montenegro
Danska	1	-	1	-	-	-	Denmark
Francuska	1	1	1	1	-	-	France
Italija	4	2	4	2	-	-	Italy
Libija	1	1	1	1	-	-	Libya
Rusija	1	-	-	-	1	-	Russian Federation
Sjeverna Makedonija	4	4	-	-	4	4	North Macedonia
Slovenija	15	6	6	3	9	3	Slovenia
Srbija	17	7	8	4	9	3	Serbia

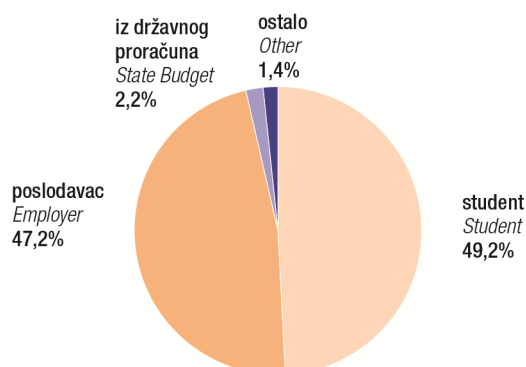
1.6. STUDENTI UPISANI NA SVEUČILIŠNI SPECIJALISTIČKI STUDIJ PREMA DJELATNOSTI U KOJOJ OBAVLJAJU ZANIMANJE, NAČINU PLAĆANJA STUDIJA I SPOLU U AK. G. 2024./2025.

STUDENTS ENROLLED ON UNIVERSITY SPECIALIST STUDIES, BY ACTIVITY, WAY OF PAYING FOR STUDY AND SEX, 2024/2025 ACADEMIC YEAR

	Ukupno <i>Total</i>		Način plaćanja poslijediplomskog studija <i>Way of paying for postgraduate study</i>				
	svega <i>All</i>	žene <i>Women</i>	poslodavac <i>Employer</i>	državni proračun <i>State Budget funds</i>	student <i>Student</i>	ostalo <i>Other</i>	
Ukupno	2 201	1 485	1 038	49	1 083	31	<i>Total</i>
Zaposleni	2 168	1 463	1 038	49	1 050	31	<i>Employed</i>
Poljoprivreda, šumarstvo i ribarstvo	14	8	5	-	9	-	<i>Agriculture, forestry and fishing</i>
Rudarstvo i vađenje	2	2	1	-	1	-	<i>Mining and quarrying</i>
Prerađivačka industrija	65	25	43	-	21	1	<i>Manufacturing</i>
Opskrba električnom energijom, plinom, parom i klimatizacija	37	15	22	-	14	1	<i>Electricity, gas, steam and air conditioning supply</i>
Opskrba vodom; uklanjanje otpadnih voda, gospodarenje otpadom te djelatnosti sanacije okoliša	17	8	6	-	11	-	<i>Water supply; sewerage, waste management and remediation activities</i>
Građevinarstvo	20	13	10	-	10	-	<i>Construction</i>
Trgovina na veliko i malo; popravak motornih vozila i motocikla	59	38	16	-	43	-	<i>Wholesale and retail trade; repair of motor vehicles and motorcycles</i>
Prijevoz i skladištenje	19	12	10	-	9	-	<i>Transportation and storage</i>
Djelatnosti pružanja smještaja te pripreme i usluživanja hrane	4	1	2	-	2	-	<i>Accommodation and food service activities</i>
Informacije i komunikacije	58	25	34	2	22	-	<i>Information and communication</i>
Financijske djelatnosti i djelatnosti osiguranja	127	77	82	-	45	-	<i>Financial and insurance activities</i>
Poslovanje nekretninama	5	3	4	-	1	-	<i>Real estate activities</i>
Stručne, znanstvene i tehničke djelatnosti	222	131	98	2	110	12	<i>Professional, scientific and technical activities</i>
Administrativne i pomoćne uslužne djelatnosti	9	7	2	-	6	1	<i>Administrative and support service activities</i>
Javna uprava i obrana; obvezno socijalno osiguranje	434	289	90	16	324	4	<i>Public administration and defence; compulsory social security</i>
Obrazovanje	231	193	39	4	180	8	<i>Education</i>
Djelatnosti zdravstvene zaštite i socijalne skrbi	776	570	561	23	189	3	<i>Human health and social work activities</i>
Umjetnost, zabava i rekreacija	23	15	4	1	18	-	<i>Arts, entertainment and recreation</i>
Ostale uslužne djelatnosti	41	26	9	-	31	1	<i>Other service activities</i>
Djelatnost kućanstava kao poslodavaca; djelatnosti kućanstava koja proizvode različitu robu i obavljaju različite usluge za vlastite potrebe	2	2	-	-	2	-	<i>Activities of households as employers; undifferentiated goods- and services-producing activities of households for own use</i>
Djelatnosti izvanteritorijalnih organizacija i tijela	3	3	-	1	2	-	<i>Activities of extraterritorial organisations and bodies</i>
Nezaposleni	33	22	-	-	33	-	<i>Unemployed</i>

G-7. STUDENTI UPISANI NA SVEUČILIŠNI SPECIJALISTIČKI STUDIJ PREMA NAČINU PLAĆANJA STUDIJA U AK. G. 2024./2025.

STUDENTS ENROLLED ON UNIVERSITY SPECIALIST STUDIES, BY WAY OF PAYING FOR STUDY, 2024/2025 ACADEMIC YEAR



1.7. STUDENTI UPISANI NA SVEUČILIŠNI SPECIJALISTIČKI STUDIJ PREMA ŽUPANIJI, GRADU/OPĆINI STALNOG PREBIVALIŠTA I SPOLU U AK. G. 2024./2025.

STUDENTS ENROLLED ON UNIVERSITY SPECIALIST STUDIES, BY COUNTY, TOWN/MUNICIPALITY OF USUAL RESIDENCE AND SEX, 2024/2025 ACADEMIC YEAR

(nastavak)
(continued)

	Ukupno Total				Ukupno Total		
	svega All	muškarci Men	žene Women		svega All	muškarci Men	žene Women
Ukupno Total	2 201	716	1 485	Sisačko-moslavačka županija County of Sisak-Moslavina	46	16	30
Republika Hrvatska Republic of Croatia	2 146	689	1 457	Gradovi/ Towns	42	14	28
Zagrebačka županija County of Zagreb	141	49	92	Glina	1	-	1
Gradovi/ Towns	113	42	71	Hrvatska Kostajnica	1	-	1
Dugo Selo	16	6	10	Kutina	6	1	5
Ivanić-Grad	7	-	7	Novska	2	1	1
Jastrebarsko	7	3	4	Petrinja	11	5	6
Samobor	13	6	7	Sisak	21	7	14
Sveti Ivan Zelina	5	3	2	Općine/ Municipalities	4	2	2
Sveta Nedelja	9	4	5	Dvor	1	1	-
Velika Gorica	31	10	21	Lekenik	3	1	2
Vrbovec	4	-	4	Velika Ludina	-	-	-
Zaprešić	21	10	11	Karlovačka županija County of Karlovac	51	16	35
Općine/ Municipalities	28	7	21	Gradovi/ Towns	44	14	30
Bistra	3	-	3	Duga Resa	1	1	-
Brdovec	11	2	9	Karlovac	32	9	23
Dubrava	2	-	2	Ogulin	2	1	1
Gradec	1	-	1	Ozalj	3	2	1
Jakovlje	1	-	1	Slunj	6	1	5
Klinča Sela	3	2	1	Općine/ Municipalities	7	2	5
Križ	1	-	1	Cetingrad	2	-	2
Orle	1	-	1	Draganić	3	2	1
Pokupsko	1	-	1	Josipdol	1	-	1
Rugvica	4	3	1	Krnjak	1	-	1
Krapinsko-zagorska županija County of Krapina-Zagorje	53	11	42	Varaždinska županija County of Varaždin	56	18	38
Gradovi/ Towns	25	8	17	Gradovi/ Towns	38	15	23
Donja Stubica	1	1	-	Ivanec	4	2	2
Klanjac	1	-	1	Ludbreg	3	2	1
Krapina	6	1	5	Novi Marof	5	1	4
Oroslavje	6	2	4	Varaždin	26	10	16
Pregrada	1	-	1	Općine/ Municipalities	18	3	15
Zabok	4	1	3	Bednja	2	-	2
Zlatar	6	3	3	Cestica	1	-	1
Općine/ Municipalities	28	3	25	Martijanec	1	1	-
Bedekovčina	3	-	3	Gornji Kneginec	2	-	2
Desinić	1	-	1	Ljubeščica	1	1	-
Đurmanec	2	1	1	Maruševac	2	-	2
Gornja Strubica	2	-	2	Sračinec	4	1	3
Hum na Sutli	1	-	1	Sveti Đurd	1	-	1
Krapinske Toplice	6	-	6	Trnovec Bartolovečki	2	-	2
Radoboj	3	-	3	Vinica	1	-	1
Stubičke Toplice	1	1	-	Veliki Bukovec	1	-	1
Sveti križ Začretje	2	-	2				
Veliko Trgovišće	4	1	3				
Zlatar-Bistrica	3	-	3				

1.7. STUDENTI UPISANI NA SVEUČILIŠNI SPECIJALISTIČKI STUDIJ PREMA ŽUPANIJI, GRADU/OPĆINI STALNOG PREBIVALIŠTA I SPOLU U AK. G. 2024./2025.

STUDENTS ENROLLED ON UNIVERSITY SPECIALIST STUDIES, BY COUNTY, TOWN/MUNICIPALITY OF USUAL RESIDENCE AND SEX, 2024/2025 ACADEMIC YEAR

(nastavak)
(continued)

	Ukupno Total		
	svega All	muškarci Men	žene Women
Koprivničko-križevačka županija County of Koprivnica-Križevci	45	14	31
Gradovi/ Towns	32	9	23
Đurđevac	3	-	3
Koprivnica	17	7	10
Križevci	12	2	10
Općine/ Municipalities	13	5	8
Drnje	2	1	1
Kalinovac	1	1	-
Koprivnički Ivanec	1	-	1
Novigrad Podravski	1	1	-
Rasinja	1	1	-
Sokolovac	2	-	2
Sveti Ivan Žabno	3	1	2
Virje	2	-	2
Bjelovarsko-bilogorska županija County of Bjelovar-Bilogora	23	10	13
Gradovi/ Towns	17	8	9
Bjelovar	8	5	3
Čazma	2	1	1
Daruvar	3	1	2
Garešnica	4	1	3
Općine/ Municipalities	6	2	4
Ivanska	1	1	-
Kapela	1	-	1
Nova Rača	3	1	2
Veliko Trojstvo	1	-	1
Primorsko-goranska županija County of Primorje-Gorski Kotar	132	32	100
Gradovi/ Towns	102	25	77
Bakar	2	1	1
Cres	2	-	2
Crikvenica	1	-	1
Čabar	1	-	1
Delnice	1	1	-
Kastav	10	2	8
Kraljevica	2	-	2
Krk	1	-	1
Novi Vinodolski	2	-	2
Opatija	7	4	3
Rab	1	-	1
Rijeka	72	17	55

(nastavak)
(continued)

	Ukupno Total		
	svega All	muškarci Men	žene Women
Općine/ Municipalities	30	7	23
Baška	1	-	1
Čavle	1	-	1
Dobrinj	1	-	1
Fužine	2	1	1
Jelenje	3	1	2
Kostrena	2	-	2
Matulji	3	1	2
Mošćenička Draga	1	-	1
Omišalj	2	-	2
Punat	1	-	1
Viškovo	13	4	9
Ličko-senjska županija County of Lika-Senj	15	5	10
Gradovi/ Towns	12	5	7
Gospić	9	4	5
Otočac	2	1	1
Senj	1	-	1
Općine/ Municipalities	3	-	3
Brinje	2	-	2
Karlobag	1	-	1
Virovitičko-podravaska županija County of Virovitica-Podravina	16	6	10
Gradovi/ Towns	14	5	9
Orahovica	1	-	1
Slatina	5	1	4
Virovitica	8	4	4
Općine/ Municipalities	2	1	1
Pitomača	1	1	-
Suhopolje	1	-	1
Požeško-slavonska županija County of Požega-Slavonia	21	10	11
Gradovi/ Towns	18	9	9
Kutjevo	1	-	1
Lipik	1	1	-
Pakrac	4	2	2
Pletemica	1	-	1
Požega	11	6	5

1.7. STUDENTI UPISANI NA SVEUČILIŠNI SPECIJALISTIČKI STUDIJ PREMA ŽUPANIJI, GRADU/OPĆINI STALNOG PREBIVALIŠTA I SPOLU U AK. G. 2024./2025.

STUDENTS ENROLLED ON UNIVERSITY SPECIALIST STUDIES, BY COUNTY, TOWN/MUNICIPALITY OF USUAL RESIDENCE AND SEX, 2024/2025 ACADEMIC YEAR

(nastavak)
(continued)

	Ukupno Total		
	svega All	muškarci Men	žene Women
Općine/ Municipalities	3	1	2
Kaptol	2	-	2
Velika	1	1	-
Brodsko-posavska županija County of SlavonSKI Brod-Posavina	41	20	21
Gradovi/ Towns	28	13	15
Nova Gradiška	3	1	2
Slavonski Brod	25	12	13
Općine/ Municipalities	13	7	6
Bebrina	1	-	1
Brodski Stupnik	1	-	1
Bukovlje	1	1	-
Dragalić	1	1	-
Garčin	2	1	1
Oprisavci	1	-	1
Rešetari	1	-	1
Sikirevci	2	1	1
Slavonski Šamac	1	1	-
Velika Kapanica	1	1	-
Vrpolje	1	1	-
Zadarska županija County of Zadar	61	18	43
Gradovi/ Towns	49	14	35
Benkovac	2	-	2
Biograd na Moru	3	-	3
Nin	2	-	2
Zadar	42	14	28
Općine/ Municipalities	12	4	8
Bibinje	1	-	1
Galovac	1	1	-
Kali	2	-	2
Kolan	2	1	1
Kukljica	1	-	1
Poličnik	1	1	-
Sali	1	1	-
Sukošan	1	-	1
Sveti Filip i Jakov	1	-	1
Zemunik Donji	1	-	1
Osječko-baranjska županija County of Osijek-Baranja	143	48	95
Gradovi/ Towns	124	42	82
Belišće	3	2	1
Donji Miholjac	4	1	3
Đakovo	10	4	6

(nastavak)
(continued)

	Ukupno Total		
	svega All	muškarci Men	žene Women
Našice	7	2	5
Osijek	99	33	66
Valpovo	1	-	1
Općine/ Municipalities	19	6	13
Antunovac	1	-	1
Bilje	1	-	1
Bizovac	3	1	2
Čepin	3	-	3
Darda	3	1	2
Donja Motičina	1	-	1
Đurđenovac	3	3	-
Feričanci	1	-	1
Koška	2	1	1
Satnica Đakovačka	1	-	1
Šibensko-kninska županija County of Šibenik-Knin	32	7	25
Gradovi/ Towns	31	7	24
Driš	2	-	2
Knin	2	1	1
Šibenik	26	6	20
Vodice	1	-	1
Općina/ Municipality	1	-	1
Rogoznica	1	-	1
Vukovarsko-srijemska županija County of Vukovar-Srijem	51	23	28
Gradovi/ Towns	32	14	18
Ilok	2	2	-
Vinkovci	19	9	10
Vukovar	7	1	6
Županja	3	2	1
Otok	1	-	1
Općine/ Municipalities	19	9	10
Babina Greda	1	-	1
Gunja	2	2	-
Ivankovo	4	1	3
Jarmina	1	1	-
Lovas	1	1	-
Nuštar	3	2	1
Stari Jankovci	1	-	1
Tompojevci	1	-	1
Tordinci	1	-	1
Vodinci	2	1	1
Štitar	2	1	1

1.7. STUDENTI UPISANI NA SVEUČILIŠNI SPECIJALISTIČKI STUDIJ PREMA ŽUPANIJI, GRADU/OPĆINI STALNOG PREBIVALIŠTA I SPOLU U AK. G. 2024./2025.

STUDENTS ENROLLED ON UNIVERSITY SPECIALIST STUDIES, BY COUNTY, TOWN/MUNICIPALITY OF USUAL RESIDENCE AND SEX, 2024/2025 ACADEMIC YEAR

(nastavak)
(continued)

	Ukupno Total		
	svoga All	muškarci Men	žene Women
Splitsko-dalmatinska županija <i>County of Split-Dalmatia</i>	171	46	125
<i>Gradovi/ Towns</i>	144	43	101
Kaštela	4	2	2
Makarska	8	1	7
Omiš	4	-	4
Sinj	12	4	8
Solin	11	3	8
Split	94	28	66
Supetar	1	-	1
Trijug	4	2	2
Trogir	5	3	2
Vrgorac	1	-	1
<i>Općine/ Municipalities</i>	27	3	24
Dugi Rat	3	-	3
Dugopolje	1	-	1
Gradac	1	-	1
Klis	3	-	3
Lovreć	1	-	1
Okrug	4	2	2
Podbablje	1	-	1
Podstrana	6	1	5
Postira	1	-	1
Proložac	1	-	1
Runovići	1	-	1
Seget	2	-	2
Sutivan	1	-	1
Zmijavci	1	-	1
Istarska županija <i>County of Istria</i>	61	31	30
<i>Gradovi/ Towns</i>	40	18	22
Buje – Buie	1	1	-
Buzet	1	1	-
Labin	3	2	1
Pazin	4	1	3
Poreč – Parenzo	4	4	-
Pula – Pola	20	8	12
Umag – Umago	6	1	5
Vodnjan – Dignano	1	-	1
<i>Općine/ Municipalities</i>	21	13	8
Barban	1	1	-
Funtana – Fontane	1	1	-
Gračišće	1	-	1
Karojba	3	1	2
Kaštelir-Labinci – Castelliere S. Domenica	1	-	1
Ližnjan – Lisignano	2	1	1

(nastavak)
(continued)

	Ukupno Total		
	svoga All	muškarci Men	žene Women
Marčana	2	2	-
Medulin	2	1	1
Raša	1	1	-
Sveta Nedelja	3	2	1
Tar-Vabriga – Torre-Abreg	1	-	1
Vižinada – Visinada	1	1	-
Vrsar – Orsera	1	1	-
Žminj	1	1	-
Dubrovačko-neretvanska županija <i>County of Dubrovnik-Neretva</i>	29	9	20
<i>Gradovi/ Towns</i>	18	3	15
Dubrovnik	13	2	11
Korčula	1	-	1
Metković	1	1	-
Opuzen	1	-	1
Ploče	2	-	2
<i>Općine/ Municipalities</i>	11	6	5
Dubrovačko primorje	1	-	1
Konavle	4	2	2
Lumbarda	1	1	-
Vela Luka	2	1	1
Trpanj	1	1	-
Župa dubrovačka	2	1	1
Međimurska županija <i>County of Međimurje</i>	32	6	26
<i>Gradovi/ Towns</i>	16	3	13
Čakovec	13	3	10
Prelog	3	-	3
<i>Općine/ Municipalities</i>	16	3	13
Donja Dubrava	1	-	1
Donji Kraljevec	3	-	3
Kotoriba	1	-	1
Mala Subotica	1	-	1
Nedelišće	4	2	2
Podturen	2	-	2
Štrigova	3	1	2
Šenkovec	1	-	1
Grad Zagreb <i>City of Zagreb</i>	926	294	632
Prebivalište izvan Republike Hrvatske <i>Residence out of Republic of Croatia</i>	55	27	28

2. STUDENTI UPISANI NA DOKTORSKI STUDIJ U AK. G. 2024./2025.

STUDENTS ENROLLED ON DOCTORAL STUDIES, 2024/2025 ACADEMIC YEAR

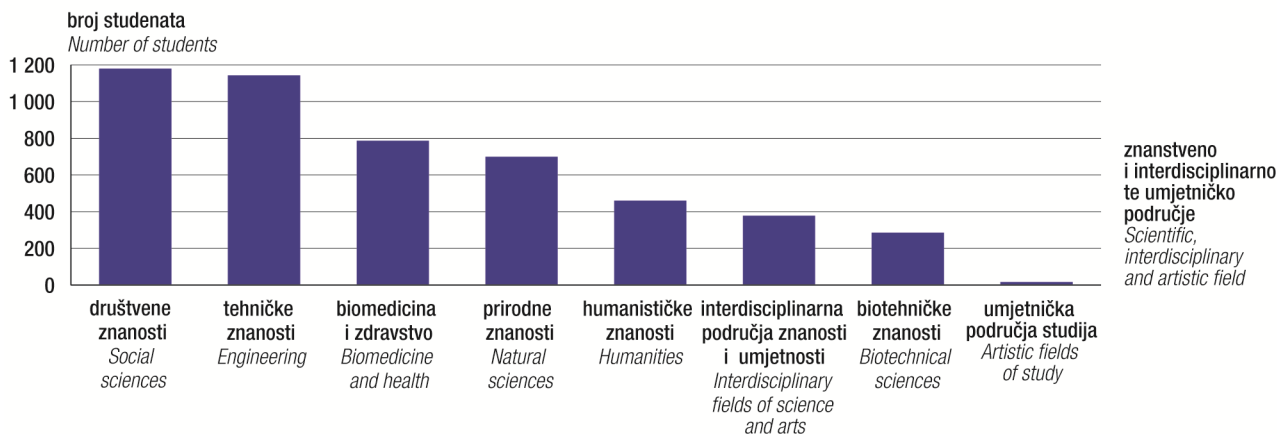
2.1. STUDENTI UPISANI NA DOKTORSKI STUDIJ PREMA SVEUČILIŠTU, ZNANSTVENIM I INTERDISCIPLINARNIM TE UMJETNIČKIM PODRUČJIMA I SPOLU U AK. G. 2024./2025.

STUDENTS ENROLLED ON DOCTORAL STUDIES, BY UNIVERSITIES, SCIENTIFIC, INTERDISCIPLINARY AND ARTISTIC FIELDS AND SEX, 2024/2025 ACADEMIC YEAR

	Ukupno Total		Znanstvena i interdisciplinarna te umjetnička područja studija Scientific, interdisciplinary and artistic fields of study							
	svega All	žene Women	prirodne znanosti Natural sciences	tehničke znanosti Engineering	biomedicina i zdravlje Biomedicine and health	biotehničke znanosti Biotechnical sciences	društvene znanosti Social sciences	humanističke znanosti Humanities	interdisciplinarno umjetničko područje Interdisciplinary artistic field	interdisciplinarno znanstveno područje Interdisciplinary scientific field
Ukupno Total	4 946	2 791	699	1 143	786	285	1 179	460	378	16
Libertas međunarodno sveučilište, Zagreb Libertas International University, Zagreb	7	4	-	-	-	-	7	-	-	-
Sveučilište u Dubrovniku University of Dubrovnik	67	34	-	-	-	-	67	-	-	-
Sveučilište u Osijeku University of Osijek	625	395	-	63	98	75	113	57	219	-
Sveučilište u Puli – Pola University of Pula – Pola	12	9	-	-	-	-	-	-	12	-
Sveučilište u Rijeci University of Rijeka	537	306	30	107	81	-	225	47	47	-
Sveučilište Sjever, Koprivnica University North, Koprivnica	134	104	-	-	-	-	134	-	-	-
Sveučilište u Slavonskom Brodu University of Slavonki Brod	37	4	-	37	-	-	-	-	-	-
Sveučilište u Splitu University of Split	400	222	23	122	128	10	24	46	47	-
Sveučilište u Zadru University of Zadar	116	65	-	-	-	-	57	45	14	-
Sveučilište u Zagrebu University of Zagreb	2 901	1 584	646	814	479	200	498	209	39	16
Hrvatsko katoličko sveučilište, Zagreb Catholic University of Croatia, Zagreb	110	64	-	-	-	-	54	56	-	-

G-8. STUDENTI UPISANI NA DOKTORSKI STUDIJ PREMA ZNANSTVENIM I INTERDISCIPLINARNIM TE UMJETNIČKIM PODRUČJIMA STUDIJA U AK. G. 2024./2025.

STUDENTS ENROLLED ON DOCTORAL STUDIES, BY SCIENTIFIC, INTERDISCIPLINARY AND ARTISTIC FIELDS OF STUDY, 2024/2025 ACADEMIC YEAR



**2.2. STUDENTI UPISANI NA DOKTORSKI STUDIJ PREMA VISOKOM UČILIŠTU, ZNANSTVENIM I INTERDISCIPLINARNIM
TE UMJETNIČKIM PODRUČJIMA I SPOLU U AK. G. 2024./2025.**

STUDENTS ENROLLED ON DOCTORAL STUDIES, BY INSTITUTION OF HIGHER EDUCATION, SCIENTIFIC, INTERDISCIPLINARY
AND ARTISTIC FIELDS AND SEX, 2024/2025 ACADEMIC YEAR

	Ukupno Total		Znanstvena i interdisciplinarna te umjetnička područja studija Scientific, interdisciplinary and artistic fields of study															
			prirodne znanosti Natural sciences		tehničke znanosti Engineering		biomedicina i zdravlje Biomedicine and health		biotehničke znanosti Biotechnical sciences		društvene znanosti Social sciences		humanističke znanosti Humanities		interdisciplinarno umjetničko područje Interdisciplinary artistic field		interdisciplinarno znanstveno područje Interdisciplinary scientific field	
	svega All	žene Wo- men	svega All	žene Wo- men	svega All	žene Wo- men	svega All	žene Wo- men	svega All	žene Wo- men	svega All	žene Wo- men	svega All	žene Wo- men	svega All	žene Wo- men	svega All	žene Wo- men
Ukupno Total	4 946	2 791	699	392	1 143	409	786	513	285	173	1 179	767	460	266	16	13	378	258
Prirodoslovno-matematički fakultet, Zagreb Faculty of Science, Zagreb	595	327	595	327	-	-	-	-	-	-	-	-	-	-	-	-	-	-
Prirodoslovno-matematički fakultet, Split Faculty of Science, Split	49	34	2	2	-	-	-	-	-	-	-	-	-	-	-	-	47	32
Fakultet za fiziku, Rijeka Faculty of Physics, Rijeka	30	12	30	12	-	-	-	-	-	-	-	-	-	-	-	-	-	-
Arhitektonski fakultet, Zagreb Faculty of Architecture, Zagreb	29	17	-	-	29	17	-	-	-	-	-	-	-	-	-	-	-	-
Građevinski i arhitektonski fakultet, Osijek Faculty of Civil Engineering and Architecture, Osijek	24	12	-	-	24	12	-	-	-	-	-	-	-	-	-	-	-	-
Građevinski fakultet, Rijeka Faculty of Civil Engineering, Rijeka	8	6	-	-	8	6	-	-	-	-	-	-	-	-	-	-	-	-
Građevinski fakultet, Zagreb Faculty of Civil Engineering, Zagreb	39	18	-	-	39	18	-	-	-	-	-	-	-	-	-	-	-	-
Geotehnički fakultet, Varaždin Faculty of Geotechnical Engineering, Varaždin	38	20	-	-	38	20	-	-	-	-	-	-	-	-	-	-	-	-
Fakultet građevinarstva, arhitekture i geodezije, Split Faculty of Civil Engineering, Architecture and Geodesy, Split	20	8	-	-	20	8	-	-	-	-	-	-	-	-	-	-	-	-
Geodetski fakultet, Zagreb Faculty of Geodesy, Zagreb	41	14	-	-	41	14	-	-	-	-	-	-	-	-	-	-	-	-
Grafički fakultet, Zagreb Faculty of Graphic Art, Zagreb	47	20	-	-	47	20	-	-	-	-	-	-	-	-	-	-	-	-
Fakultet strojarstva i brodogradnje, Zagreb Faculty of Mechanical Engineering and Naval Architecture, Zagreb	51	19	-	-	51	19	-	-	-	-	-	-	-	-	-	-	-	-
Tehnički fakultet, Rijeka Faculty of Engineering, Rijeka	72	17	-	-	72	17	-	-	-	-	-	-	-	-	-	-	-	-
Fakultet elektrotehnike, strojarstva i brodogradnje, Split Faculty of Electrical Engineering, Mechanical Engineering and Naval Architecture, Split	59	21	-	-	59	21	-	-	-	-	-	-	-	-	-	-	-	-
Fakultet elektrotehnike, računarstva i informacijskih tehnologija, Osijek Faculty of Electrical Engineering, Computer Science and Information Technology, Osijek	39	7	-	-	39	7	-	-	-	-	-	-	-	-	-	-	-	-
Fakultet elektrotehnike i računarstva, Zagreb Faculty of Electrical Engineering and Computing, Zagreb	359	92	-	-	359	92	-	-	-	-	-	-	-	-	-	-	-	-

2.2. STUDENTI UPISANI NA DOKTORSKI STUDIJ PREMA VISOKOM UČILIŠTU, ZNANSTVENIM I INTERDISCIPLINARNIM TE UMJETNIČKIM PODRUČJIMA I SPOLU U AK. G. 2024./2025.

STUDENTS ENROLLED ON DOCTORAL STUDIES, BY INSTITUTION OF HIGHER EDUCATION, SCIENTIFIC, INTERDISCIPLINARY AND ARTISTIC FIELDS AND SEX, 2024/2025 ACADEMIC YEAR

(nastavak)
(continued)

	Ukupno Total		Znanstvena i interdisciplinarna te umjetnička područja studija Scientific, interdisciplinary and artistic fields of study															
			prirodne znanosti Natural sciences		tehničke znanosti Engineering		biomedicina i zdravstvo Biomedicine and health		biotehničke znanosti Biotechnical sciences		društvene znanosti Social sciences		humanističke znanosti Humanities		interdisciplinarno umjetničko područje Interdisciplinary artistic field		interdisciplinarno znanstveno područje Interdisciplinary scientific field	
	svega All	žene Wo- men	svega All	žene Wo- men	svega All	žene Wo- men	svega All	žene Wo- men	svega All	žene Wo- men	svega All	žene Wo- men	svega All	žene Wo- men	svega All	žene Wo- men	svega All	žene Wo- men
Rudarsko-geološko-naftni fakultet, Zagreb Faculty of Mining, Geology and Petroleum Engineering, Zagreb	15	13	6	5	9	8	-	-	-	-	-	-	-	-	-	-	-	-
Fakultet prometnih znanosti, Zagreb Faculty of Transport and Traffic Engineering, Zagreb	74	19	-	-	74	19	-	-	-	-	-	-	-	-	-	-	-	-
Fakultet kemijskog inženjerstva i tehnologije, Zagreb Faculty of Chemical Engineering and Technology, Zagreb	134	87	45	33	89	54	-	-	-	-	-	-	-	-	-	-	-	-
Kemijsko-tehnološki fakultet, Split Faculty of Chemistry and Technology, Split	17	14	-	-	17	14	-	-	-	-	-	-	-	-	-	-	-	-
Tekstilno-tehnološki fakultet, Zagreb Faculty of Textile Technology, Zagreb	38	29	-	-	38	29	-	-	-	-	-	-	-	-	-	-	-	-
Pomorski fakultet, Rijeka Faculty of Maritime Studies, Rijeka	27	8	-	-	27	8	-	-	-	-	-	-	-	-	-	-	-	-
Pomorski fakultet, Split Faculty of Maritime Studies, Split	26	2	-	-	26	2	-	-	-	-	-	-	-	-	-	-	-	-
Medicinski fakultet, Osijek Faculty of Medicine, Osijek	98	62	-	-	-	-	98	62	-	-	-	-	-	-	-	-	-	-
Medicinski fakultet, Rijeka Faculty of Medicine, Rijeka	81	59	-	-	-	-	81	59	-	-	-	-	-	-	-	-	-	-
Medicinski fakultet, Split Faculty of Medicine, Split	128	84	-	-	-	-	128	84	-	-	-	-	-	-	-	-	-	-
Medicinski fakultet, Zagreb Faculty of Medicine, Zagreb	193	114	-	-	-	-	193	114	-	-	-	-	-	-	-	-	-	-
Stomatološki fakultet, Zagreb Faculty of Dental Medicine, Zagreb	145	85	-	-	-	-	145	85	-	-	-	-	-	-	-	-	-	-
Farmaceutsko-biokemijski fakultet, Zagreb Faculty of Pharmacy and Biochemistry, Zagreb	107	84	-	-	-	-	107	84	-	-	-	-	-	-	-	-	-	-
Veterinarski fakultet, Zagreb Faculty of Veterinary Medicine, Zagreb	34	25	-	-	-	-	34	25	-	-	-	-	-	-	-	-	-	-
Prehrambeno-tehnološki fakultet, Osijek Faculty of Food and Technology, Osijek	51	38	-	-	-	-	-	-	51	38	-	-	-	-	-	-	-	-
Prehrambeno-biotehnološki fakultet, Zagreb Faculty of Food Technology and Biotechnology, Zagreb	82	69	-	-	-	-	-	-	82	69	-	-	-	-	-	-	-	-
Fakultet agrobiotehničkih znanosti, Osijek Faculty of Agrobiotechnical Sciences, Osijek	24	12	-	-	-	-	-	-	24	12	-	-	-	-	-	-	-	-
Agronomski fakultet, Zagreb Faculty of Agriculture, Zagreb	61	31	-	-	-	-	-	-	61	31	-	-	-	-	-	-	-	-

2.2. STUDENTI UPISANI NA DOKTORSKI STUDIJ PREMA VISOKOM UČILIŠTU, ZNANSTVENIM I INTERDISCIPLINARNIM TE UMJETNIČKIM PODRUČJIMA I SPOLU U AK. G. 2024./2025.

STUDENTS ENROLLED ON DOCTORAL STUDIES, BY INSTITUTION OF HIGHER EDUCATION, SCIENTIFIC, INTERDISCIPLINARY AND ARTISTIC FIELDS AND SEX, 2024/2025 ACADEMIC YEAR

(nastavak)
(continued)

	Ukupno Total		Znanstvena i interdisciplinarna te umjetnička područja studija Scientific, interdisciplinary and artistic fields of study															
			prirodne znanosti Natural sciences		tehničke znanosti Engineering		biomedicina i zdravstvo Biomedicine and health		biotehničke znanosti Biotechnical sciences		društvene znanosti Social sciences		humanističke znanosti Humanities		interdisciplinarno umjetničko područje Interdisciplinary artistic field		interdisciplinarno znanstveno područje Interdisciplinary scientific field	
	svega All	žene Wo- men	svega All	žene Wo- men	svega All	žene Wo- men	svega All	žene Wo- men	svega All	žene Wo- men	svega All	žene Wo- men	svega All	žene Wo- men	svega All	žene Wo- men	svega All	žene Wo- men
Sveučilišni odjel za studije mora, Split University Department for Maritime Studies, Split	31	15	21	13	-	-	-	-	10	2	-	-	-	-	-	-	-	-
Fakultet šumarstva i drvne tehnologije, Zagreb Faculty of Forestry and Wood Technology, Zagreb	57	21	-	-	-	-	-	-	57	21	-	-	-	-	-	-	-	-
Fakultet biotehnologije i razvoja lijekova, Rijeka Faculty of Biotechnology and Drug Development, Rijeka	47	35	-	-	-	-	-	-	-	-	-	-	-	-	-	-	47	35
Ekonomski fakultet, Osijek Faculty of Economics and Business, Osijek	69	42	-	-	-	-	-	-	-	-	69	42	-	-	-	-	-	-
Ekonomski fakultet, Rijeka Faculty of Economics and Business, Rijeka	27	15	-	-	-	-	-	-	-	-	27	15	-	-	-	-	-	-
Ekonomski fakultet, Split Faculty of Economics, Business and Tourism, Split	2	1	-	-	-	-	-	-	-	-	2	1	-	-	-	-	-	-
Ekonomski fakultet, Zagreb Faculty of Economics and Business, Zagreb	42	28	-	-	-	-	-	-	-	-	42	28	-	-	-	-	-	-
Fakultet za menadžment u turizmu i ugostiteljstvu, Opatija Faculty of Tourism and Hospitality Management, Opatija	78	50	-	-	-	-	-	-	-	-	78	50	-	-	-	-	-	-
Fakultet organizacije i informatike, Varaždin Faculty of Organization and Informatics, Varaždin	17	9	-	-	-	-	-	-	-	-	17	9	-	-	-	-	-	-
Fakultet informatike i digitalnih tehnologija, Rijeka Faculty of Informatics and Digital Technologies, Rijeka	26	10	-	-	-	-	-	-	-	-	26	10	-	-	-	-	-	-
Pravni fakultet, Osijek Faculty of Law, Osijek	7	6	-	-	-	-	-	-	-	-	7	6	-	-	-	-	-	-
Pravni fakultet, Rijeka Faculty of Law, Rijeka	34	19	-	-	-	-	-	-	-	-	34	19	-	-	-	-	-	-
Pravni fakultet, Split Faculty of Law, Split	8	5	-	-	-	-	-	-	-	-	8	5	-	-	-	-	-	-
Pravni fakultet, Zagreb Faculty of Law, Zagreb	226	136	-	-	-	-	-	-	-	-	226	136	-	-	-	-	-	-
Fakultet političkih znanosti, Zagreb Faculty of Political Sciences, Zagreb	61	34	-	-	-	-	-	-	-	-	61	34	-	-	-	-	-	-
Kineziološki fakultet, Split Faculty of Kinesiology, Split	14	4	-	-	-	-	-	-	-	-	14	4	-	-	-	-	-	-
Kineziološki fakultet, Zagreb Faculty of Kinesiology, Zagreb	33	16	-	-	-	-	-	-	-	-	33	16	-	-	-	-	-	-
Fakultet za odgojne i obrazovne znanosti, Osijek Faculty of Educational Sciences, Osijek	93	68	-	-	-	-	-	-	-	-	-	-	-	-	-	-	93	68

2.2. STUDENTI UPISANI NA DOKTORSKI STUDIJ PREMA VISOKOM UČILIŠTU, ZNANSTVENIM I INTERDISCIPLINARNIM TE UMJETNIČKIM PODRUČJIMA I SPOLU U AK. G. 2024./2025.

STUDENTS ENROLLED ON DOCTORAL STUDIES, BY INSTITUTION OF HIGHER EDUCATION, SCIENTIFIC, INTERDISCIPLINARY AND ARTISTIC FIELDS AND SEX, 2024/2025 ACADEMIC YEAR

(nastavak)
(continued)

	Ukupno Total		Znanstvena i interdisciplinarna te umjetnička područja studija Scientific, interdisciplinary and artistic fields of study															
			prirodne znanosti Natural sciences		tehničke znanosti Engineering		biomedicina i zdravlje Biomedicine and health		biotehničke znanosti Biotechnical sciences		društvene znanosti Social sciences		humanističke znanosti Humanities		interdisciplinarno umjetničko područje Interdisciplinary artistic field		interdisciplinarno znanstveno područje Interdisciplinary scientific field	
	svega All	žene Women	svega All	žene Women	svega All	žene Women	svega All	žene Women	svega All	žene Women	svega All	žene Women	svega All	žene Women	svega All	žene Women	svega All	žene Women
Učiteljski fakultet, Zagreb Faculty of Teacher Education, Zagreb	39	35	-	-	-	-	-	-	-	-	-	-	-	-	-	-	39	35
Edukacijsko-rehabilitacijski fakultet, Zagreb Faculty of Education and Rehabilitation Sciences, Zagreb	55	51	-	-	-	-	-	-	-	55	51	-	-	-	-	-	-	-
Filozofski fakultet, Osijek Faculty of Humanities and Social Sciences, Osijek	72	61	-	-	-	-	-	-	-	15	14	57	47	-	-	-	-	-
Filozofski fakultet, Rijeka Faculty of Humanities and Social Sciences, Rijeka	107	75	-	-	-	-	-	-	-	60	48	47	27	-	-	-	-	-
Filozofski fakultet, Split Faculty of Humanities and Social Sciences, Split	45	33	-	-	-	-	-	-	-	-	-	45	33	-	-	-	-	-
Filozofski fakultet, Zagreb Faculty of Humanities and Social Sciences, Zagreb	191	125	-	-	-	-	-	-	-	64	47	127	78	-	-	-	-	-
Fakultet hrvatskih studija, Zagreb Faculty of Croatian Studies, Zagreb	49	19	-	-	-	-	-	-	-	-	-	49	19	-	-	-	-	-
Akademija likovnih umjetnosti, Zagreb Academy of Fine Arts, Zagreb	16	13	-	-	-	-	-	-	-	-	-	-	-	16	13	-	-	-
Libertas međunarodno sveučilište, Zagreb Libertas International University, Zagreb	7	4	-	-	-	-	-	-	-	7	4	-	-	-	-	-	-	-
Sveučilište u Dubrovniku University of Dubrovnik	67	34	-	-	-	-	-	-	-	67	34	-	-	-	-	-	-	-
Sveučilište u Osijeku University of Osijek	148	87	-	-	-	-	-	-	-	22	10	-	-	-	-	126	77	-
Sveučilište u Puli – Pola University of Pula – Pola	12	9	-	-	-	-	-	-	-	-	-	-	-	-	-	12	9	-
Sveučilište u Slavonskom Brodu University of Slavonski Brod	37	4	-	-	37	4	-	-	-	-	-	-	-	-	-	-	-	-
Sveučilište u Zadru University of Zadar	116	65	-	-	-	-	-	-	-	57	38	45	25	-	-	14	2	-
Sveučilište Sjever, Koprivnica University North, Koprivnica	134	104	-	-	-	-	-	-	-	134	104	-	-	-	-	-	-	-
Hrvatsko katoličko sveučilište, Zagreb Catholic University of Croatia, Zagreb	110	64	-	-	-	-	-	-	-	54	42	56	22	-	-	-	-	-
Katolički bogoslovni fakultet, Split Catholic Theological Faculty, Split	1	1	-	-	-	-	-	-	-	-	-	1	1	-	-	-	-	-
Katolički bogoslovni fakultet, Zagreb Catholic Theological Faculty, Zagreb	18	4	-	-	-	-	-	-	-	-	-	18	4	-	-	-	-	-
Fakultet filozofije i religijskih znanosti, Zagreb Faculty of Philosophy and Religious Sciences, Zagreb	15	10	-	-	-	-	-	-	-	-	-	15	10	-	-	-	-	-

2.3. STUDENTI UPISANI NA DOKTORSKI STUDIJ PREMA ZNANSTVENIM I INTERDISCIPLINARNIM TE UMJETNIČKIM PODRUČJIMA I POLJIMA STUDIJA, GODINAMA ŽIVOTA TE SPOLU U AK. G. 2024./2025.

STUDENTS ENROLLED ON DOCTORAL STUDIES, BY SCIENTIFIC, INTERDISCIPLINARY AND ARTISTIC FIELDS OF STUDY, AGE AND SEX, 2024/2025 ACADEMIC YEAR

	Ukupno Total		Dobne skupine Age groups								
	svega All	žene Women	do 24 godine Up to 24	25 – 29	30 – 34	35 – 39	40 – 44	45 – 49	50 – 54	55 i više 55 and over	
Ukupno	4 946	2 791	131	1 600	1 166	759	541	387	215	147	Total
Prirodne znanosti	699	392	33	323	177	85	44	18	11	8	Natural sciences
Matematika	74	30	11	44	9	2	4	3	-	1	Mathematics
Fizika	153	59	5	87	34	15	9	1	1	1	Physics
Geologija	32	17	1	8	13	3	4	3	-	-	Geological science
Kemija	163	102	8	91	44	11	7	1	-	1	Chemistry
Biologija	156	111	5	57	44	29	6	7	6	2	Biology
Geofizika	25	17	1	9	7	6	2	-	-	-	Geophysics
Geografija	28	16	-	3	10	8	2	1	3	1	Geography
Interdisciplinarne prirodne znanosti	68	40	2	24	16	11	10	2	1	2	Interdisciplinary natural sciences
Tehničke znanosti	1 143	409	56	453	277	144	90	62	34	27	Engineering
Arhitektura i urbanizam	29	17	2	8	8	7	1	3	-	-	Architecture and town planning
Brodogradnja	3	2	-	1	2	-	-	-	-	-	Naval architecture
Elektrotehnika	264	64	25	118	59	27	17	12	5	1	Electrical engineering
Geodezija	41	14	2	17	13	5	2	-	1	1	Geodesy
Građevinarstvo	91	44	1	30	31	9	13	1	-	6	Civil engineering
Grafička tehnologija	47	20	-	3	6	12	9	11	4	2	Graphic technology
Kemijsko inženjerstvo	106	68	1	46	35	13	6	3	2	-	Chemical engineering
Metalurgija	3	3	-	2	1	-	-	-	-	-	Metallurgy
Računarstvo	209	60	13	116	40	19	6	9	4	2	Computer science
Rudarstvo, nafta i geološko inženjerstvo	9	8	1	3	1	2	2	-	-	-	Mining, petroleum and geological engineering
Strojarstvo	103	23	4	47	20	13	11	-	4	4	Mechanical engineering
Tehnologija prometa i transport	127	29	3	29	38	19	11	14	7	6	Technology of transport and traffic
Tekstilna tehnologija	38	29	-	8	10	9	4	2	3	2	Textile technology
Zrakoplovna, raketna i svemirska tehnika	2	-	-	1	1	-	-	-	-	-	Aviation, rocket and space technology
Temeljne tehničke znanosti	10	1	2	5	3	-	-	-	-	-	Basic technical sciences
Interdisciplinarne tehničke znanosti	61	27	2	19	9	9	8	7	4	3	Interdisciplinary technical sciences
Biomedicina i zdravstvo	786	513	2	275	215	148	85	38	13	10	Biomedicine and health
Temeljne medicinske znanosti	106	67	-	54	22	19	4	3	3	1	Basic medical sciences
Kliničke medicinske znanosti	408	250	-	126	121	78	51	27	3	2	Clinical medical sciences
Javno zdravstvo i zdravstvena zaštita	22	20	1	5	6	4	3	1	1	1	Public health and health care
Veterinarska medicina	34	25	-	19	8	4	1	-	2	-	Veterinary medicine
Dentalna medicina	109	67	-	51	28	15	8	3	2	2	Dental medicine
Farmacija	107	84	1	20	30	28	18	4	2	4	Pharmacy
Biotehničke znanosti	285	173	5	77	91	38	37	23	8	6	Biotechnical sciences
Poljoprivreda	85	43	2	33	29	11	6	4	-	-	Agriculture
Šumarstvo	34	14	-	13	9	3	2	3	3	1	Forestry
Drvena tehnologija	23	7	1	4	10	3	3	1	1	-	Wood technology
Biotehnologija	19	18	1	5	7	1	4	1	-	-	Biotechnology
Prehrambena tehnologija	65	48	1	18	18	9	8	6	3	2	Food technology
Nutricionizam	47	40	-	3	11	11	13	6	1	2	Nutrition
Interdisciplinarne biotehničke znanosti	12	3	-	1	7	-	1	2	-	1	Interdisciplinary biotechnical sciences
Društvene znanosti	1 179	767	16	241	209	199	182	168	96	68	Social sciences
Ekonomija	302	180	3	51	49	51	58	51	20	19	Economics
Pravo	214	114	-	35	28	48	31	39	18	15	Law
Politologija	61	34	2	20	16	9	5	5	2	2	Political science

2.3. STUDENTI UPISANI NA DOKTORSKI STUDIJ PREMA ZNANSTVENIM I INTERDISCIPLINARNIM TE UMJETNIČKIM PODRUČJIMA I POLJIMA STUDIJA, GODINAMA ŽIVOTA TE SPOLU U AK. G. 2024./2025.

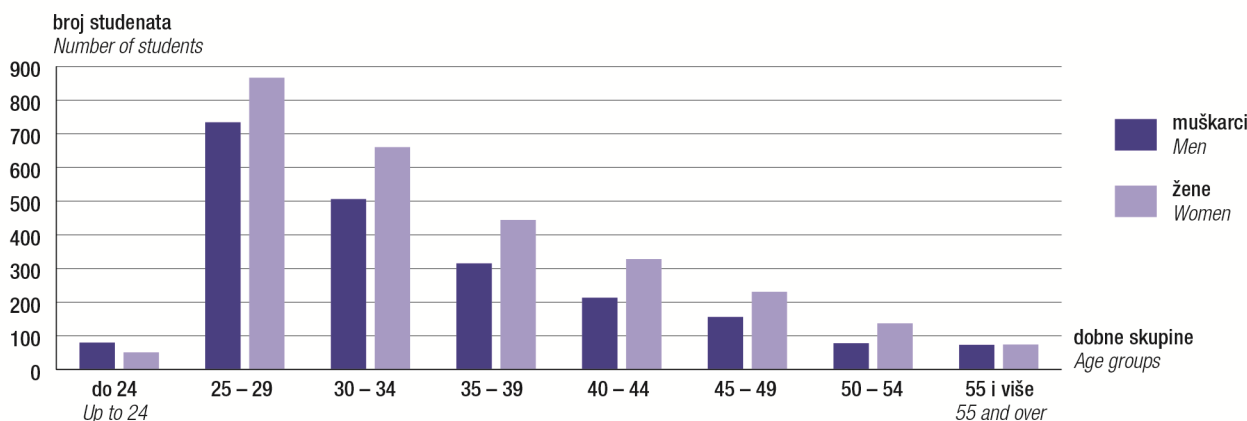
STUDENTS ENROLLED ON DOCTORAL STUDIES, BY SCIENTIFIC, INTERDISCIPLINARY AND ARTISTIC FIELDS OF STUDY, AGE AND SEX, 2024/2025 ACADEMIC YEAR

(nastavak)
(continued)

	Ukupno Total		Dobne skupine Age groups								
	svega All	žene Women	do 24 godine Up to 24	25 – 29	30 – 34	35 – 39	40 – 44	45 – 49	50 – 54	55 i više 55 and over	
Informacijske znanosti	202	144	4	27	45	30	35	37	16	8	Information sciences
Komunikacijske znanosti	15	9	1	6	1	4	-	2	-	1	Communication sciences
Sociologija	60	46	2	12	9	9	3	7	12	6	Sociology
Psihologija	86	61	1	26	18	13	13	9	2	4	Psychology
Pedagogija	45	40	-	14	6	9	8	3	2	3	Pedagogy
Edukacijsko-rehabilitacijske znanosti	55	51	-	10	19	11	9	1	5	-	Education and rehabilitation sciences
Kineziologija	47	20	2	23	4	5	3	2	5	3	Kinesiology
Socijalne djelatnosti	61	52	-	9	11	7	8	9	12	5	Social work
Interdisciplinarnе društvene znanosti	31	16	1	8	3	3	9	3	2	2	Interdisciplinary social sciences
Humanističke znanosti	460	266	14	136	121	71	39	31	27	21	Humanities
Filozofija	58	28	4	13	15	8	7	6	3	2	Philosophy
Teologija	19	5	-	7	4	2	3	-	1	2	Theology
Filologija	145	107	3	48	41	28	7	12	5	1	Philology
Povijest	113	42	6	37	27	11	6	6	10	10	History
Povijest umjetnosti	20	15	-	4	8	2	4	1	-	1	History of arts
Arheologija	22	16	-	4	7	5	3	1	1	1	Archaeology
Etnologija i antropologija	8	5	-	1	4	-	1	-	1	1	Ethnology and anthropology
Religijske znanosti (interdisciplinarno polje)	15	10	1	3	3	3	3	-	1	1	Religious sciences (interdisciplinary field)
Kroatologija	10	5	-	3	3	1	-	-	2	1	Croatology
Interdisciplinarnе humanističke znanosti	50	33	-	16	9	11	5	5	3	1	Interdisciplinary humanities
Umjetničko područje	16	13	-	2	4	6	3	1	-	-	Artistic field
Interdisciplinarno umjetničko područje	16	13	-	2	4	6	3	1	-	-	Interdisciplinary artistic field
Interdisciplinarna područja znanosti	378	258	5	93	72	68	61	46	26	7	Interdisciplinary fields of science
Obrazovne znanosti	191	144	2	35	30	35	37	31	18	3	Educational sciences
Ostala interdisciplinarna polja	187	114	3	58	42	33	24	15	8	4	Other interdisciplinary fields

G-9. STUDENTI UPISANI NA DOKTORSKI STUDIJ PREMA GODINAMA ŽIVOTA I SPOLU U AK. G. 2024./2025.

STUDENTS ENROLLED ON DOCTORAL STUDIES, BY AGE AND SEX, 2024/2025 ACADEMIC YEAR



2.4. STUDENTI UPISANI NA DOKTORSKI STUDIJ PREMA DRŽAVI U KOJOJ SU ZAVRŠILI STUDIJ, DRŽAVLJANSTVU I SPOLU U AK. G. 2024./2025.

STUDENTS ENROLLED ON DOCTORAL STUDIES, BY COUNTRY OF STUDY COMPLETION, CITIZENSHIP AND SEX, 2024/2025 ACADEMIC YEAR

Država prethodnog obrazovanja	Ukupno <i>Total</i>		Državljanstvo <i>Citizenship</i>				Country of previous education
			hrvatsko <i>Croatian</i>		strano <i>Foreign</i>		
	svega <i>All</i>	žene <i>Women</i>	svega <i>All</i>	žene <i>Women</i>	svega <i>All</i>	žene <i>Women</i>	
Ukupno	4 946	2 791	4 783	2 725	163	66	<i>Total</i>
Hrvatska	4 640	2 643	4 629	2 637	11	6	<i>Croatia</i>
Ostale države	306	148	154	88	152	60	<i>Other countries</i>
Albanija	4	1	-	-	4	1	<i>Albania</i>
Austrija	2	2	2	2	-	-	<i>Austria</i>
Azerbajdžan	1	-	-	-	1	-	<i>Azerbaijan</i>
Bangladeš	1	-	-	-	1	-	<i>Bangladesh</i>
Belgija	1	-	1	-	-	-	<i>Belgium</i>
Bosna i Hercegovina	118	68	70	42	48	26	<i>Bosnia and Herzegovina</i>
Cipar	1	-	-	-	1	-	<i>Cyprus</i>
Crna Gora	4	3	-	-	4	3	<i>Montenegro</i>
Češka	5	3	3	2	2	1	<i>Czech Republic</i>
Čile	1	-	-	-	1	-	<i>Chile</i>
Egipat	1	-	-	-	1	-	<i>Egypt</i>
Grčka	1	-	-	-	1	-	<i>Greece</i>
Indija	8	1	-	-	8	1	<i>India</i>
Indonezija	1	-	-	-	1	-	<i>Indonesia</i>
Iran, Islamska Republika	8	1	-	-	8	1	<i>Iran, Islamic Republic of</i>
Italija	26	15	21	14	5	1	<i>Italy</i>
Kanada	2	-	2	-	-	-	<i>Canada</i>
Katar	1	1	1	1	-	-	<i>Qatar</i>
Kina	1	-	-	-	1	-	<i>China</i>
Kosovo	25	9	-	-	25	9	<i>Kosovo</i>
Mađarska	3	-	1	-	2	-	<i>Hungary</i>
Maroko	1	-	-	-	1	-	<i>Morocco</i>
Nigerija	1	-	-	-	1	-	<i>Nigeria</i>
Nizozemska	1	-	1	-	-	-	<i>Netherlands</i>
Njemačka	10	3	7	2	3	1	<i>Germany</i>
Pakistan	2	1	-	-	2	1	<i>Pakistan</i>
Portugal	1	-	1	-	-	-	<i>Portugal</i>
Rusija	4	1	1	-	3	1	<i>Russian Federation</i>
Sjedinjene Američke Države	11	8	6	5	5	3	<i>United States of America</i>
Sjeverna Makedonija	6	4	1	1	5	3	<i>North Macedonia</i>
Slovenija	17	9	12	6	5	3	<i>Slovenia</i>
Srbija	16	8	6	3	10	5	<i>Serbia</i>
Španjolska	1	-	1	-	-	-	<i>Spain</i>
Švedska	3	-	3	-	-	-	<i>Sweden</i>
Švicarska	1	1	1	1	-	-	<i>Switzerland</i>
Turska	1	-	-	-	1	-	<i>Türkiye</i>
Ujedinjeni Arapski Emirati	1	1	1	1	-	-	<i>United Arab Emirates</i>
Ujedinjena Kraljevina	12	7	11	7	1	-	<i>United Kingdom</i>
Venezuela	2	1	1	1	1	-	<i>Venezuela</i>

**2.5. STUDENTI UPISANI NA DOKTORSKI STUDIJ PREMA SVEUČILIŠTU, DRŽAVI PREBIVALIŠTA I SPOLU
U AK. G. 2024./2025.**

STUDENTS ENROLLED ON DOCTORAL STUDIES, BY UNIVERSITY, COUNTRY OF USUAL RESIDENCE AND SEX,
2024/2025 ACADEMIC YEAR

Država prebivališta Country of usual residence	Ukupno Total		Sveučilište University																							
			Dubrovnik		Osijek		Pula – Pola		Rijeka		Sjever North		Slavonski Brod		Split		Zadar		Zagreb		Libertas		Hrvatsko katoličko sveučilište Catholic University of Croatia			
	svega All	žene Women	svega All	žene Women	svega All	žene Women	svega All	žene Women	svega All	žene Women	svega All	žene Women	svega All	žene Women	svega All	žene Women	svega All	žene Women	svega All	žene Women	svega All	žene Women	svega All	žene Women		
Ukupno Total	4 946	2 791	67	34	625	395	12	9	537	306	134	104	37	4	400	222	116	65	2 901	1 584	7	4	110	64		
Hrvatska Croatia	4 706	2 679	58	31	599	381	12	9	515	296	133	103	34	4	373	212	108	65	2 760	1 511	7	4	107	63		
Ostale države Other countries	240	112	9	3	26	14	-	-	22	10	1	1	3	-	27	10	8	-	141	73	-	-	3	1		
Austrija Austria	3	2	-	-	2	2	-	-	-	-	-	-	-	-	-	-	-	-	1	-	-	-	-	-		
Azerbajdžan Azerbaijan	1	-	1	-	-	-	-	-	-	-	-	-	-	-	-	-	-	-	-	-	-	-	-	-		
Bangladeš Bangladesh	1	-	-	-	-	-	-	-	-	-	-	-	-	-	-	-	-	-	1	-	-	-	-	-		
Belgija Belgium	2	2	-	-	-	-	-	-	-	-	-	-	-	-	-	-	-	-	2	2	-	-	-	-		
Bosna i Hercegovina Bosnia and Herzegovina	124	71	-	-	15	9	-	-	10	7	-	-	-	-	21	9	4	-	71	45	-	-	3	1		
Bugarska Bulgaria	1	-	-	-	-	-	-	-	-	-	-	-	-	-	-	-	-	-	1	-	-	-	-	-		
Crna Gora Montenegro	6	4	1	1	-	-	-	-	-	-	-	-	-	-	1	1	1	-	3	2	-	-	-	-		
Češka Czech Republic	1	-	-	-	-	-	-	-	-	-	-	-	-	-	-	-	-	-	1	-	-	-	-	-		
Čile Chile	1	-	-	-	-	-	-	-	1	-	-	-	-	-	-	-	-	-	-	-	-	-	-	-		
Indija India	8	1	-	-	-	-	-	-	1	-	-	-	-	-	1	-	-	-	6	1	-	-	-	-		
Indonezija Indonesia	1	-	1	-	-	-	-	-	-	-	-	-	-	-	-	-	-	-	-	-	-	-	-	-		
Iran, Islamska Republika Iran, Islamic Republic of	3	-	-	-	-	-	-	-	1	-	-	-	-	-	-	-	-	-	2	-	-	-	-	-		
Irska Ireland	1	-	-	-	-	-	-	-	-	-	-	-	-	-	-	-	1	-	-	-	-	-	-	-		
Italija Italy	4	1	-	-	-	-	-	-	-	-	-	-	-	-	1	-	1	-	2	1	-	-	-	-		
Kosovo Kosovo	28	10	-	-	4	-	-	-	-	-	-	-	-	-	-	-	1	-	23	10	-	-	-	-		
Luksemburg Luxembourg	2	2	-	-	-	-	-	-	-	-	-	-	-	-	-	-	-	-	2	2	-	-	-	-		
Mađarska Hungary	2	-	-	-	-	-	-	-	-	-	-	-	2	-	-	-	-	-	-	-	-	-	-	-		

**2.5. STUDENTI UPISANI NA DOKTORSKI STUDIJ PREMA SVEUČILIŠTU, DRŽAVI PREBIVALIŠTA I SPOLU
U AK. G. 2024./2025.**

STUDENTS ENROLLED ON DOCTORAL STUDIES, BY UNIVERSITY, COUNTRY OF USUAL RESIDENCE AND SEX,
2024/2025 ACADEMIC YEAR

(nastavak)
(continued)

Država prebivališta Country of usual residence	Ukupno Total		Sveučilište University																							
			Dubrovnik		Osijek		Pula – Pola		Rijeka		Sjever North		Slavonski Brod		Split		Zadar		Zagreb		Libertas		Hrvatsko katoličko sveučilište Catholic University of Croatia			
	svega All	žene Wo- men	svega All	žene Wo- men	svega All	žene Wo- men	svega All	žene Wo- men	svega All	žene Wo- men	svega All	žene Wo- men	svega All	žene Wo- men	svega All	žene Wo- men	svega All	žene Wo- men	svega All	žene Wo- men	svega All	žene Wo- men	svega All	žene Wo- men		
Maroko Morocco	1	-	-	-	-	-	-	-	-	-	-	-	-	-	-	-	-	-	-	-	-	-	-	-	-	-
Nizozemska Netherlands	2	1	-	-	-	-	-	-	-	-	-	-	-	-	-	-	-	-	-	-	-	-	-	-	-	-
Njemačka Germany	13	4	2	-	1	1	-	-	1	-	1	1	1	-	-	-	-	-	-	-	-	-	-	-	-	-
Pakistan Pakistan	1	-	-	-	1	-	-	-	-	-	-	-	-	-	-	-	-	-	-	-	-	-	-	-	-	-
Rusija Russian Federation	3	1	-	-	-	-	-	-	-	-	-	-	-	-	-	-	-	-	-	-	-	-	-	-	-	-
Sjeverna Makedonija North Macedonia	3	2	-	-	-	-	-	-	1	1	-	-	-	-	-	-	-	-	-	-	-	-	-	-	-	-
Sjedinjene Američke Države United States of America	2	2	1	1	-	-	-	-	-	-	-	-	-	-	-	-	-	-	-	-	-	-	-	-	-	-
Slovenija Slovenia	5	2	-	-	-	-	-	-	1	-	-	-	-	-	-	1	-	-	-	-	-	-	-	-	-	-
Srbija Serbia	6	3	-	-	1	-	-	-	4	2	-	-	-	-	-	-	-	-	-	-	-	-	-	-	-	-
Švedska Sweden	3	1	-	-	1	1	-	-	-	-	-	-	-	-	-	1	-	-	-	-	-	-	-	-	-	-
Švicarska Switzerland	5	2	1	1	1	1	-	-	1	-	-	-	-	-	-	1	-	-	-	-	-	-	-	-	-	-
Turska Türkiye	1	-	-	-	-	-	-	-	-	-	-	-	-	-	-	-	-	-	-	-	-	-	-	-	-	-
Ujedinjeni Arapski Emirati United Arab Emirates	2	1	1	-	-	-	-	-	-	-	-	-	-	-	-	-	-	-	-	-	-	-	-	-	-	-
Ujedinjena Kraljevina United Kingdom	4	-	1	-	-	-	-	-	1	-	-	-	-	-	-	-	-	-	-	-	-	-	-	-	-	-

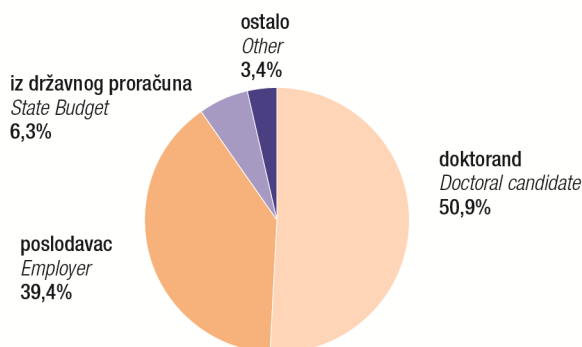
2.6. STUDENTI UPISANI NA DOKTORSKI STUDIJ PREMA DJELATNOSTI U KOJOJ OBAVLJAJU ZANIMANJE, NAČINU PLAĆANJA STUDIJA I SPOLU U AK. G. 2024./2025.

STUDENTS ENROLLED ON DOCTORAL STUDIES, BY ACTIVITY, BY WAY OF PAYING FOR STUDY AND SEX, 2024/2025 ACADEMIC YEAR

	Ukupno <i>Total</i>		Način plaćanja doktorskog studija <i>Way of paying for doctoral study</i>				
	svega <i>All</i>	žene <i>Women</i>	poslodavac <i>Employer</i>	iz državnog proračuna <i>State Budget funds</i>	doktorand <i>Doctoral candidate</i>	ostalo <i>Other</i>	
Ukupno	4 946	2 791	1 949	312	2 516	169	<i>Total</i>
Zaposleni	4 790	2 710	1 949	312	2 377	152	<i>Employees</i>
Poljoprivreda, šumarstvo i ribarstvo	27	9	10	1	16	-	<i>Agriculture, forestry and fishing</i>
Rudarstvo i vađenje	6	4	4	-	2	-	<i>Mining and quarrying</i>
Prerađivačka industrija	115	60	38	1	70	6	<i>Manufacturing</i>
Opskrba električnom energijom, plinom, parom i klimatizacija	35	12	8	-	27	-	<i>Electricity, gas, steam and air conditioning supply</i>
Opskrba vodom; uklanjanje otpadnih voda, gospodarenje otpadom te djelatnosti sanacije okoliša	25	14	10	-	14	1	<i>Water supply; sewerage, waste management and remediation activities</i>
Građevinarstvo	29	15	12	1	14	2	<i>Construction</i>
Trgovina na veliko i na malo; popravak motornih vozila i motocikla	83	52	16	3	61	3	<i>Wholesale and retail trade; repair of motor vehicles and motorcycles</i>
Prijevoz i skladištenje	39	13	6	-	29	4	<i>Transportation and storage</i>
Djelatnosti pružanja smještaja te pripreme i usluživanja hrane	22	11	7	-	14	1	<i>Accommodation and food service activities</i>
Informacije i komunikacije	161	59	53	3	96	9	<i>Information and communication</i>
Financijske djelatnosti i djelatnosti osiguranja	59	36	16	-	41	2	<i>Financial and insurance activities</i>
Poslovanje nekretninama	6	2	3	-	3	-	<i>Real estate activities</i>
Stručne, znanstvene i tehničke djelatnosti	730	375	410	71	218	31	<i>Professional, scientific and technical activities</i>
Administrativne i pomoćne uslužne djelatnosti	22	12	4	-	17	1	<i>Administrative and support service activities</i>
Javna uprava i obrana; obvezno socijalno osiguranje	344	207	72	8	254	10	<i>Public administration and defence; compulsory social security</i>
Obrazovanje	1 973	1 128	1 098	211	610	54	<i>Education</i>
Djelatnosti zdravstvene zaštite i socijalne skrbi	892	584	147	8	716	21	<i>Human health and social work activities</i>
Umjetnost, zabava i rekreacija	110	64	16	3	90	1	<i>Arts, entertainment and recreation</i>
Ostale uslužne djelatnosti	100	46	19	1	74	6	<i>Other service activities</i>
Djelatnosti izvanteritorijalnih organizacija i tijela	12	7	-	1	11	-	<i>Activities of extraterritorial organisations and bodies</i>
Nezaposleni	156	81	-	-	139	17	<i>Unemployed</i>

G-10. STUDENTI UPISANI NA DOKTORSKI STUDIJ PREMA NAČINU PLAĆANJA STUDIJA U AK. G. 2024./2025.

STUDENTS ENROLLED ON DOCTORAL STUDIES, BY WAY OF PAYING FOR STUDY, 2024/2025 ACADEMIC YEAR



2.7. STUDENTI UPISANI NA DOKTORSKI STUDIJ PREMA ŽUPANIJI, GRADU/OPĆINI STALNOG PREBIVALIŠTA I SPOLU U AK. G. 2024./2025.

STUDENTS ENROLLED ON DOCTORAL STUDIES, BY COUNTY, TOWN/MUNICIPALITY OF USUAL RESIDENCE AND SEX, 2024/2025 ACADEMIC YEAR

(nastavak)
(continued)

	Ukupno Total				Ukupno Total		
	svega All	muškarci Men	žene Women		svega All	muškarci Men	žene Women
Ukupno Total	4 946	2 155	2 791	Općine/ Municipalities	41	22	19
Republika Hrvatska Republic of Croatia	4 706	2 027	2 679	Bedekovčina	5	4	1
Zagrebačka županija County of Zagreb	260	91	169	Đurmanec	2	1	1
Gradovi/ Towns	220	78	142	Gornja Stubica	3	2	1
Dugo Selo	25	12	13	Hum na Sutli	1	1	-
Ivanić-Grad	8	2	6	Konjščina	3	3	-
Jastrebarsko	9	4	5	Krapinske Toplice	3	1	2
Samobor	49	17	32	Kumrovec	1	1	-
Sveta Nedelja	19	7	12	Lobor	4	3	1
Sveti Ivan Zelina	4	3	1	Mače	2	1	1
Velika Gorica	61	20	41	Marija Bistrica	3	-	3
Vrbovec	14	2	12	Mihovljan	1	-	1
Zaprešić	31	11	20	Radoboj	3	2	1
Općine/ Municipalities	40	13	27	Stubičke Toplice	1	1	-
Bistra	2	1	1	Sveti Križ Začretje	5	-	5
Brckovljani	5	2	3	Veliko Trgovišće	4	2	2
Brdovec	9	2	7	Sisačko-moslavačka županija County of Sisak-Moslavina	70	30	40
Gradec	2	-	2	Gradovi/ Towns	61	24	37
Farkaševac	1	1	-	Glina	1	-	1
Jakovlje	1	-	1	Kutina	14	6	8
Klinča Sela	2	-	2	Novska	4	1	3
Kloštar Ivanić	2	1	1	Petrinja	16	6	10
Kravarско	1	-	1	Popovača	3	2	1
Križ	2	2	-	Sisak	23	9	14
Luka	1	-	1	Općine/ Municipalities	9	6	3
Marija Gorica	1	-	1	Donji Kukuruzari	1	1	-
Orle	1	1	-	Dvor	2	1	1
Pokupsko	1	-	1	Jasenovac	1	1	-
Preseka	1	-	1	Lekenik	1	-	1
Pušća	2	-	2	Martinska Ves	1	1	-
Rakovec	2	1	1	Sunja	2	2	-
Rugvica	2	1	1	Topusko	1	-	1
Stupnik	2	1	1	Karlovačka županija County of Karlovac	80	43	37
Krapinsko-zagorska županija County of Krapina-Zagorje	73	36	37	Gradovi/ Towns	70	38	32
Gradovi/ Towns	32	14	18	Duga Resa	5	2	3
Donja Stubica	2	-	2	Karlovac	50	27	23
Krapina	8	1	7	Ogulin	9	6	3
Oroslavje	7	5	2	Ozalj	2	1	1
Pregrada	3	1	2	Slunj	4	2	2
Zabok	8	5	3	Općine/ Municipalities	10	5	5
Zlatar	4	2	2	Barilović	2	-	2
				Draganić	1	-	1
				Generalski Stol	1	-	1
				Josipdol	1	1	-
				Kamanje	1	1	-

2.7. STUDENTI UPISANI NA DOKTORSKI STUDIJ PREMA ŽUPANIJI, GRADU/OPĆINI STALNOG PREBIVALIŠTA I SPOLU U AK. G. 2024./2025.

STUDENTS ENROLLED ON DOCTORAL STUDIES, BY COUNTY, TOWN/MUNICIPALITY OF USUAL RESIDENCE AND SEX, 2024/2025 ACADEMIC YEAR

(nastavak)
(continued)

	Ukupno Total		
	svega All	muškarci Men	žene Women
Netretić	1	1	-
Plaški	1	1	-
Vojnić	1	-	1
Žakanje	1	1	-
Varaždinska županija <i>County of Varaždin</i>	136	59	77
<i>Gradovi/ Towns</i>	104	46	58
Ivanec	8	4	4
Lepoglava	5	2	3
Ludbreg	7	5	2
Novi Marof	5	1	4
Varaždin	74	33	41
Varaždinske Toplice	5	1	4
<i>Općine/ Municipalities</i>	32	13	19
Bednja	1	1	-
Beretinec	1	-	1
Cestica	1	1	-
Donja Voća	1	-	1
Gornji Knežinec	2	-	2
Jalžabet	1	1	-
Klenovnik	2	-	2
Mali Bukovec	1	1	-
Martijanec	2	1	1
Maruševec	3	2	1
Petrijanec	2	1	1
Sračinec	4	2	2
Sveti Đurđ	3	1	2
Sveti Ilija	3	1	2
Trnovec Bartolovečki	1	1	-
Vidovec	3	-	3
Vinica	1	-	1
Koprivničko-križevačka županija <i>County of Koprivnica-Križevci</i>	69	23	46
<i>Gradovi/ Towns</i>	54	19	35
Đurđevac	8	3	5
Koprivnica	33	10	23
Križevci	13	6	7
<i>Općine/ Municipalities</i>	15	4	11
Kalinovac	1	1	-
Kloštar Podravski	1	-	1
Koprivnički Bregi	1	-	1
Koprivnički Ivanec	2	1	1
Novigrad Podravski	2	-	2
Peteranec	1	-	1
Sveti Ivan Žabno	4	1	3
Sveti Petar Orehovec	2	-	2
Virje	1	1	-

(nastavak)
(continued)

	Ukupno Total		
	svega All	muškarci Men	žene Women
Bjelovarsko-bilogorska županija <i>County of Bjelovar-Bilogora</i>	45	22	23
<i>Gradovi/ Towns</i>	42	20	22
Bjelovar	32	15	17
Čazma	2	2	-
Daruvar	4	-	4
Garešnica	2	2	-
Grubišno Polje	2	1	1
<i>Općine/ Municipalities</i>	3	2	1
Hercegovac	1	1	-
Rovišće	1	1	-
Veliko Trojstvo	1	-	1
Primorsko-goranska županija <i>County of Primorje-Gorski Kotar</i>	373	158	215
<i>Gradovi/ Towns</i>	293	118	175
Bakar	6	3	3
Cres	4	2	2
Crikvenica	12	5	7
Čabar	3	3	-
Delnice	5	3	2
Kastav	14	3	11
Kraljevica	6	1	5
Krk	4	1	3
Mali Lošinj	5	3	2
Novi Vinodolski	3	1	2
Opatija	18	11	7
Rab	6	2	4
Rijeka	207	80	127
<i>Općine/ Municipalities</i>	80	40	40
Baška	2	1	1
Čavle	4	2	2
Dobrinj	3	3	-
Fužine	1	1	-
Jelenje	5	1	4
Klana	3	2	1
Kostrena	3	1	2
Lokve	1	1	-
Lovran	3	1	2
Malinska-Dubašnica	4	4	-
Matulji	12	4	8
Mošćenička Draga	3	1	2
Omišalj	3	1	2
Punat	6	1	5
Ravna Gora	1	1	-
Vinodolska općina	1	-	1
Viškovo	24	14	10
Vrbnik	1	1	-

2.7. STUDENTI UPISANI NA DOKTORSKI STUDIJ PREMA ŽUPANIJI, GRADU/OPĆINI STALNOG PREBIVALIŠTA I SPOLU U AK. G. 2024./2025.

STUDENTS ENROLLED ON DOCTORAL STUDIES, BY COUNTY, TOWN/MUNICIPALITY OF USUAL RESIDENCE AND SEX, 2024/2025 ACADEMIC YEAR

(nastavak)
(continued)

	Ukupno Total		
	svega All	muškarci Men	žene Women
Ličko-senjska županija County of Lika-Senj	16	3	13
Gradovi/ Towns	14	3	11
Gospić	3	1	2
Novalja	1	-	1
Otočac	7	-	7
Senj	3	2	1
Općina/ Municipality	2	-	2
Plitvička Jezera	2	-	2
Virovitičko-podravska županija County of Virovitica-Podravina	42	15	27
Gradovi/ Towns	30	9	21
Orahovica	1	-	1
Slatina	13	4	9
Virovitica	16	5	11
Općine/ Municipalities	12	6	6
Crmac	1	1	-
Čačinci	1	-	1
Gradina	1	-	1
Lukač	1	-	1
Mikleuš	2	1	1
Pitomača	3	3	-
Suhopolje	2	-	2
Voćin	1	1	-
Požeško-slavonska županija County of Požega-Slavonia	53	23	30
Gradovi/ Towns	42	16	26
Kutjevo	3	1	2
Lipik	1	-	1
Pakrac	6	3	3
Pletemica	5	2	3
Požega	27	10	17
Općine/ Municipalities	11	7	4
Čaglin	2	2	-
Jakšić	3	1	2
Kaptol	4	2	2
Velika	2	2	-
Brodsko-posavska županija County of Slavonski Brod-Posavina	87	36	51
Gradovi/ Towns	62	28	34
Nova Gradiška	7	5	2
Slavonski Brod	55	23	32

(nastavak)
(continued)

	Ukupno Total		
	svega All	muškarci Men	žene Women
Općine/ Municipalities	25	8	17
Brodski Stupnik	2	-	2
Cernik	2	1	1
Davor	1	1	-
Donji Andrijevi	1	-	1
Dragalić	1	1	-
Garčin	3	-	3
Gornji Bogičevci	1	1	-
Gundinci	1	1	-
Oriovac	1	-	1
Podcrkavlje	1	1	-
Rešetari	2	1	1
Sibinj	4	-	4
Slavonski Šamac	1	-	1
Staro Petrovo Selo	2	-	2
Velika Kopanica	1	1	-
Vrbje	1	-	1
Zadarska županija County of Zadar	131	55	76
Gradovi/ Towns	96	35	61
Benkovac	1	-	1
Nin	1	-	1
Obrovac	2	-	2
Pag	1	-	1
Zadar	91	35	56
Općine/ Municipalities	35	20	15
Bibinje	1	1	-
Gračac	1	-	1
Kali	3	-	3
Kolan	1	-	1
Novigrad	3	3	-
Pakoštane	1	1	-
Poličnik	3	2	1
Posedarje	2	1	1
Preko	1	-	1
Privlaka	3	2	1
Ražanac	3	2	1
Sali	3	2	1
Starigrad	4	2	2
Sukošan	3	1	2
Sveti Filip i Jakov	2	2	-
Vir	1	1	-
Osječko-baranjska županija County of Osijek-Baranja	428	181	247
Gradovi/ Towns	372	160	212
Beli Manastir	7	5	2
Belišće	3	1	2
Donji Miholjac	3	1	2
Đakovo	29	12	17

2.7. STUDENTI UPISANI NA DOKTORSKI STUDIJ PREMA ŽUPANIJI, GRADU/OPĆINI STALNOG PREBIVALIŠTA I SPOLU U AK. G. 2024./2025.

STUDENTS ENROLLED ON DOCTORAL STUDIES, BY COUNTY, TOWN/MUNICIPALITY OF USUAL RESIDENCE AND SEX, 2024/2025 ACADEMIC YEAR

(nastavak)
(continued)

	Ukupno Total		
	svega All	muškarci Men	žene Women
Našice	15	5	10
Osijek	312	135	177
Valpovo	3	1	2
<i>Općine/ Municipalities</i>	56	21	35
Antunovac	6	3	3
Bilje	8	1	7
Bizovac	4	3	1
Čepin	10	3	7
Darda	3	2	1
Donja Motičina	1	-	1
Đurđenovac	4	1	3
Ernestinovo	4	1	3
Kneževi Vinogradi	2	-	2
Koška	1	1	-
Levanjska Varoš	1	-	1
Marijanci	1	-	1
Petlovac	1	1	-
Podgorač	1	1	-
Popovac	2	-	2
Semeljci	1	1	-
Strizivojna	2	1	1
Trnava	1	-	1
Viljevo	1	1	-
Viškovci	1	1	-
Vuka	1	-	1
Šibensko-kninska županija <i>County of Šibenik-Knin</i>	66	32	34
<i>Gradovi/ Towns</i>	55	25	30
Drniš	4	3	1
Knin	7	4	3
Skradin	1	-	1
Šibenik	39	16	23
Vodice	4	2	2
<i>Općine/ Municipalities</i>	11	7	4
Bilice	2	-	2
Kistanje	1	1	-
Murter-Kornati	2	2	-
Primošten	1	1	-
Ružić	1	1	-
Tisno	2	1	1
Tribunj	2	1	1
Vukovarsko-srijemska županija <i>County of Vukovar-Srijem</i>	81	28	53
<i>Gradovi/ Towns</i>	59	23	36
Ilok	3	-	3
Otok	3	2	1
Vinkovci	29	11	18
Vukovar	16	5	11
Županja	8	5	3

(nastavak)
(continued)

	Ukupno Total		
	svega All	muškarci Men	žene Women
<i>Općine/ Municipalities</i>	22	5	17
Andrijaševci	1	-	1
Bogdanovci	1	-	1
Bošnjaci	2	2	-
Cerna	1	-	1
Drenovci	1	-	1
Ivankovo	4	1	3
Jarmina	2	-	2
Nijemci	1	-	1
Nuštar	3	1	2
Privlaka	1	-	1
Stari Jankovci	1	-	1
Stari Mikanovci	2	-	2
Štitar	1	-	1
Trpinja	1	1	-
Splitsko-dalmatinska županija <i>County of Split-Dalmatia</i>	513	231	282
<i>Gradovi/ Towns</i>	454	204	250
Hvar	4	2	2
Imotski	5	-	5
Kaštela	45	18	27
Komiža	1	-	1
Makarska	8	6	2
Omiš	8	4	4
Sinj	20	10	10
Solin	28	10	18
Split	304	140	164
Stari Grad	2	1	1
Supetar	6	2	4
Trilj	3	1	2
Trogir	18	9	9
Vis	1	-	1
Vrgorac	1	1	-
<i>Općine/ Municipalities</i>	59	27	32
Brela	2	1	1
Cista Provo	3	2	1
Dicmo	1	-	1
Dugi Rat	5	3	2
Dugopolje	4	1	3
Jelsa	2	-	2
Klis	4	-	4
Marina	2	-	2
Milna	1	1	-
Okrug	3	2	1
Otok	1	1	-
Podstrana	15	7	8
Postira	2	1	1
Prgomet	1	1	-
Pučišća	4	3	1
Seget	1	1	-
Šestanovac	2	-	2

2.7. STUDENTI UPISANI NA DOKTORSKI STUDIJ PREMA ŽUPANIJI, GRADU/OPĆINI STALNOG PREBIVALIŠTA I SPOLU U AK. G. 2024./2025.

STUDENTS ENROLLED ON DOCTORAL STUDIES, BY COUNTY, TOWN/MUNICIPALITY OF USUAL RESIDENCE AND SEX, 2024/2025 ACADEMIC YEAR

(nastavak)
(continued)

	Ukupno Total		
	svoga All	muškarci Men	žene Women
Šolta	2	1	1
Tučepi	2	1	1
Zmijavci	2	1	1
Istarska županija County of Istria	145	83	62
Gradovi/ Towns	90	49	41
Buje – Buie	1	-	1
Buzet	6	5	1
Labin	10	5	5
Novigrad – Cittanova	1	1	-
Pazin	4	2	2
Poreč – Parenzo	11	5	6
Pula – Pola	39	19	20
Rovinj – Rovigno	10	9	1
Umag – Umago	5	2	3
Vodnjan – Dignano	3	1	2
Općine/ Municipalities	55	34	21
Bale – Valle	1	1	-
Barban	1	1	-
Cerovlje	1	1	-
Fažana – Fasana	3	-	3
Funtana – Fontane	1	1	-
Gračišće	4	3	1
Kanfanan	1	1	-
Karjba	2	2	-
Kaštelir-Labinci – Castelliere	1	1	-
S. Domenica			
Kršan	2	-	2
Lanišće	2	1	1
Ližnjan – Lisignano	2	2	-
Marčana	1	-	1
Medulin	13	6	7
Motovun – Montana	1	-	1
Pižan	1	1	-
Sveta Nedelja	1	-	1
Sveti Petar u Šumi	2	1	1
Tinjan	3	3	-
Višnjan – Visignano	5	4	1
Vižinada – Visinada	1	1	-
Vrsar – Orsera	4	2	2
Žminj	2	2	-
Dubrovačko-neretvanska županija County of Dubrovnik-Neretva	121	62	59
Gradovi/ Towns	88	47	41
Dubrovnik	72	40	32
Korčula	2	2	-
Metković	8	5	3
Opuzen	1	-	1
Ploče	5	-	5

(nastavak)
(continued)

	Ukupno Total		
	svoga All	muškarci Men	žene Women
Općine/ Municipalities	33	15	18
Blato	1	-	1
Dubrovačko primorje	5	-	5
Konavle	9	5	4
Lumbarda	1	1	-
Mljet	1	-	1
Orebić	3	1	2
Ston	3	3	-
Vela Luka	3	1	2
Župa dubrovačka	7	4	3
Međimurska županija County of Međimurje	73	23	50
Gradovi/ Towns	42	15	27
Čakovec	30	12	18
Mursko Središće	4	-	4
Prelog	8	3	5
Općine/ Municipalities	31	8	23
Belica	3	1	2
Dekanovec	1	-	1
Donji Kraljevec	3	-	3
Donji Vidovec	1	-	1
Goričan	1	-	1
Kotoriba	2	1	1
Mala Subotica	1	-	1
Nedelišće	7	1	6
Pribislavec	2	1	1
Selnica	1	-	1
Strahoninec	1	1	-
Sveta Marija	1	1	-
Sveti Juraj na Bregu	3	1	2
Šenkovec	3	-	3
Štrigova	1	1	-
Grad Zagreb City of Zagreb	1 844	793	1 051
Prebivalište izvan Republike Hrvatske Residence out of Republic of Croatia	240	128	112

III. STUDENTSKI DOMOVI
STUDENTS' BOARDING HOMES

1. STUDENTSKI DOMOVI I STUDENTI KORISNICI OD AK. G. 2020./2021. DO 2024./2025.
STUDENTS' BOARDING HOMES AND STUDENT BENEFICIARIES, 2020/2021 – 2024/2025 ACADEMIC YEARS

	Domovi <i>Boarding homes</i>	Korisnici <i>Beneficiaries</i>			Indeksi broja studenata smještenih u domu 2019./2020. = 100 <i>Indices of number of students placed in boarding homes 2019/2020 = 100</i>	Broj studenata koji nisu primljeni zbog popunjenosti kapaciteta <i>Number of students not placed in boarding homes due to full occupancy</i>
		ukupno <i>Total</i>	muškarci <i>Men</i>	žene <i>Women</i>		
2020./2021.	24	12 467	4 919	7 548	100,0	4 438
2021./2022.	24	13 424	5 064	8 360	107,7	5 818
2022./2023.	24	13 986	5 209	8 777	104,2	4 673
2023./2024.	24	14 015	5 121	8 894	100,2	5 052
2024./2025.	24	14 060	5 110	8 950	100,3	5 121

2. ZAPOSLENI U STUDENTSKIM DOMOVIMA OD AK. G. 2020./2021. DO 2024./2025.
PERSONS IN EMPLOYMENT IN STUDENTS' BOARDING HOMES, 2020/2021 – 2024/2025 ACADEMIC YEARS

	Ukupno <i>Total</i>	Muškarci <i>Men</i>	Žene <i>Women</i>	Stručno osoblje <i>Professional staff</i>	Administrativno osoblje <i>Administrative staff</i>	Ostali <i>Other</i>
2020./2021.	327	102	225	14	60	253
2021./2022.	336	102	234	12	75	249
2022./2023.	539	156	383	12	140	387
2023./2024.	430	120	310	11	92	327
2024./2025.	607	194	413	13	138	455

3. STUDENTSKI DOMOVI, STUDENTI KORISNICI I ZAPOSLENI U STUDENTSKIM DOMOVIMA U AK. G. 2024./2025.
*STUDENTS' BOARDING HOMES, STUDENT BENEFICIARIES AND PERSONS IN EMPLOYMENT IN STUDENTS' BOARDING HOMES,
2024/2025 ACADEMIC YEAR*

	Domovi <i>Boarding homes</i>	Korisnici <i>Beneficiaries</i>			Zaposleni <i>Persons employed</i>		
		ukupno <i>Total</i>	muškarci <i>Men</i>	žene <i>Women</i>	ukupno <i>Total</i>		
					svega <i>All</i>	muškarci <i>Men</i>	žene <i>Women</i>
Ukupno/ <i>Total</i>	24	14 060	5 110	8 950	607	194	413
Čakovec	1	39	12	27	2	-	2
Dubrovnik	1	329	137	192	84	32	52
Đakovo	1	21	13	8	2	-	2
Karlovac	1	109	78	31	10	4	6
Knin	1	32	10	22	11	3	8
Osijek	2	1 394	490	904	28	10	18
Pula – Pola	1	380	98	282	8	4	4
Požega	1	57	21	36	2	0	2
Rijeka	2	1 344	414	930	19	2	17
Slavonski Brod	1	97	60	37	12	4	8
Split	3	1 270	419	851	225	75	150
Šibenik	1	141	56	85	9	2	7
Varaždin	1	827	489	338	18	6	12
Virovitica	1	95	40	55	2	1	1
Vukovar	1	107	28	79	2	2	-
Zadar	1	476	60	416	25	11	14
Zagreb	4	7 342	2 685	4 657	148	38	110

POPIS VISOKIH UČILIŠTA U AK. G. 2024./2025.

VISOKE ŠKOLE

Adventističko teološko visoko učilište, Maruševec

VELEUČILIŠTA

Veleučilište u Bjelovaru
Međimursko veleučilište u Čakovcu
Veleučilište Nikola Tesla u Gospiću
Veleučilište Ivanić Grad
Veleučilište u Karlovcu
Veleučilište Marko Marulić u Kninu
Veleučilište Hrvatsko zagorje u Krapini
Veleučilište u Križevcima
Veleučilište u Požegi
Istarsko veleučilište u Puli – Pola
Veleučilište Par, Rijeka
Veleučilište u Rijeci
Veleučilište u Slavanskom Brodu
Veleučilište Arca, Split
Veleučilište Aspira, Split
Veleučilište u Šibeniku
Veleučilište u Velikoj Gorici
Veleučilište u Virovitici
Veleučilište Lavoslav Ružička u Vukovaru
Veleučilište Edward Bernays, Zagreb
Veleučilište Effectus, Zagreb
Veleučilište kriminalistike i javne sigurnosti, Zagreb

Veleučilište RRiF, Zagreb
Veleučilište menadžmenta i sigurnosti Securus, Pula – Pola
Veleučilište studija sigurnosti, Zagreb
VSITE — Veleučilište suvremenih informacijskih tehnologija, Zagreb
Tehničko veleučilište u Zagrebu
Zagrebačka škola ekonomije i menadžmenta, Zagreb
Zdravstveno veleučilište u Zagrebu
Poslovno veleučilište Zagreb, Zagreb
Veleučilište Baltazar, Zaprešić
RIT Croatia, Dubrovnik
Visoko evanđeosko teološko učilište, Osijek

FAKULTETI I ODJELI

Prirodoslovno-matematički fakultet, Split
Prirodoslovno-matematički fakultet, Zagreb
Fakultet primijenjene matematiku i informatike, Osijek
Fakultet za matematiku Sveučilišta u Rijeci
Odjel za fiziku Sveučilišta u Osijeku
Fakultet za fiziku, Rijeka
Odjel za kemiju Sveučilišta u Osijeku
Odjel za biologiju Sveučilišta u Osijeku
Arhitektonski fakultet, Zagreb
Građevinski i arhitektonski fakultet, Osijek
Građevinski fakultet, Rijeka
Građevinski fakultet, Zagreb

LIST OF INSTITUTIONS OF HIGHER EDUCATION, 2024/2025 ACADEMIC YEAR

SCHOOLS OF PROFESSIONAL HIGHER EDUCATION

Adriatic Union College, Maruševec

POLYTECHNICS

Polytechnic in Bjelovar
Polytechnic of Međimurje in Čakovec
Polytechnic Nikola Tesla in Gospić
Ivantić Grad University of Applied Sciences
Polytechnic in Karlovac
Polytechnic Marko Marulić in Knin
Polytechnic Hrvatsko Zagorje in Krapina
Križevci University of Applied Sciences
Polytechnic in Požega
Istrian University of Applied Sciences in Pula – Pola
Par University of Applied Sciences, Rijeka
Polytechnic in Rijeka
Polytechnic in Slavonski Brod
University College Arca, Split
Aspira University of Applied Sciences, Split
Polytechnic in Šibenik
Polytechnic in Velika Gorica
Polytechnic in Virovitica
Polytechnic Lavoslav Ružička in Vukovar
Edward Bernays University of Applied Sciences, Zagreb
Effectus University of Applied Sciences
University of Applied Sciences in Criminal Investigation and Public Security, Zagreb
University of Applied Sciences RRiF, Zagreb
Securus University of Management and Security, Pula – Pola
University of Applied Sciences in Security and Safety, Zagreb
VSITE – College for Information Technology, Zagreb
Technical Polytechnic in Zagreb
Zagreb School of Economics and Management, Zagreb
University of Applied Health Studies in Zagreb
Zagreb School of Business, Zagreb
University of Applied Sciences Baltazar, Zaprešić
RIT Croatia, Dubrovnik
Evangelical Theological Seminary, Osijek

FACULTIES AND DEPARTMENTS

Faculty of Science, Split
Faculty of Science, Zagreb
Faculty of Applied Mathematics and Informatics, Osijek
Faculty of Mathematics of University of Rijeka
Department of Physics of University of Osijek
Faculty of Physics, Rijeka
Department of Chemistry of University of Osijek
Department of Biology of University of Osijek
Faculty of Architecture, Zagreb
Faculty of Civil Engineering and Architecture, Osijek
Faculty of Civil Engineering, Rijeka
Faculty of Civil Engineering, Zagreb

POPIS VISOKIH UČILIŠTA U AK. G. 2024./2025.

(nastavak)

Fakultet građevinarstva, arhitekture i geodezije, Split
Geodetski fakultet, Zagreb
Geotehnički fakultet, Varaždin
Grafički fakultet, Zagreb
Fakultet strojarstva i brodogradnje, Zagreb
Tehnički fakultet, Rijeka
Fakultet elektrotehnike, strojarstva i brodogradnje, Split

Fakultet elektrotehnike, računarstva i informacijskih tehnologija, Osijek
Fakultet elektrotehnike i računarstva, Zagreb
Fakultet prometnih znanosti, Zagreb
Rudarsko-geološko-naftni fakultet, Zagreb
Metalurški fakultet, Sisak
Kemijsko-tehnološki fakultet, Split
Fakultet kemijskog inženjerstva i tehnologije, Zagreb
Tekstilno-tehnološki fakultet, Zagreb
Pomorski fakultet, Rijeka
Pomorski fakultet, Split
Sveučilište u Zagrebu
Medicinski fakultet, Osijek
Medicinski fakultet, Rijeka
Medicinski fakultet, Split
Medicinski fakultet, Zagreb
Fakultet za dentalnu medicinu i zdravstvo, Osijek
Fakultet dentalne medicine, Rijeka
Fakultet zdravstvenih studija, Rijeka
Sveučilišni odjel zdravstvenih studija, Split
Stomatološki fakultet, Zagreb
Farmaceutsko-biokemijski fakultet, Zagreb
Fakultet biotehnologije i razvoja lijekova, Rijeka
Veterinarski fakultet, Zagreb
Prehrambeno-tehnološki fakultet, Osijek
Prehrambeno-biotehnološki fakultet, Zagreb
Fakultet agrobiotehničkih znanosti, Osijek
Agronomski fakultet, Zagreb
Sveučilišni odjel za studije mora, Split
Fakultet šumarstva i drvne tehnologije, Zagreb
Ekonomski fakultet, Osijek
Ekonomski fakultet, Rijeka
Ekonomski fakultet, Split
Ekonomski fakultet, Zagreb
Fakultet za menadžment u turizmu i ugostiteljstvu, Opatija
Fakultet za menadžment u turizmu i ugostiteljstvu, Opatija – centar u Zaboku
Fakultet turizma i ruralnog razvoja u Požegi
Fakultet organizacije i informatike, Varaždin
Fakultet informatike i digitalnih tehnologija, Rijeka
Pravni fakultet, Osijek
Pravni fakultet, Rijeka
Pravni fakultet, Split
Pravni fakultet, Zagreb
Fakultet političkih znanosti, Zagreb
Kineziološki fakultet, Osijek
Kineziološki fakultet, Split
Kineziološki fakultet, Zagreb
Fakultet za odgojne i obrazovne znanosti, Osijek
Učiteljski fakultet, Rijeka
Učiteljski fakultet, Zagreb

**LIST OF INSTITUTIONS OF HIGHER EDUCATION,
2024/2025 ACADEMIC YEAR**

(continued)

Faculty of Civil Engineering, Architecture and Geodesy, Split
Faculty of Geodesy, Zagreb
Faculty of Geotechnical Engineering, Varaždin
Faculty of Graphic Arts, Zagreb
Faculty of Mechanical Engineering and Naval Architecture, Zagreb
Faculty of Engineering, Rijeka
Faculty of Electrical Engineering, Mechanical Engineering and Naval Architecture, Split
Faculty of Electrical Engineering, Computer Science and Information Technology, Osijek
Faculty of Electrical Engineering and Computing, Zagreb
Faculty of Transport and Traffic Engineering, Zagreb
Faculty of Mining, Geology and Petroleum Engineering, Zagreb
Faculty of Metallurgy, Sisak
Faculty of Chemistry and Technology, Split
Faculty of Chemical Engineering and Technology, Zagreb
Faculty of Textile Technology, Zagreb
Faculty of Maritime Studies, Rijeka
Faculty of Maritime Studies, Split
University of Zagreb
Faculty of Medicine, Osijek
Faculty of Medicine, Rijeka
Faculty of Medicine, Split
Faculty of Medicine, Zagreb
Faculty of Dental Medicine and Health, Osijek
Faculty of Dental Medicine, Rijeka
Faculty of Health Studies, Rijeka
University Department of Health Studies, Split
Faculty of Dental Medicine, Zagreb
Faculty of Pharmacy and Biochemistry, Zagreb
Faculty of Biotechnology and Drug Development, Rijeka
Faculty of Veterinary Medicine, Zagreb
Faculty of Food Technology, Osijek
Faculty of Food Technology and Biotechnology, Zagreb
Faculty of Agrobiotechnical Sciences, Osijek
Faculty of Agriculture, Zagreb
University Department for Maritime Studies, Split
Faculty of Forestry and Wood Technology, Zagreb
Faculty of Economics and Business, Osijek
Faculty of Economics and Business, Rijeka
Faculty of Economics, Business and Tourism, Split
Faculty of Economics and Business, Zagreb
Faculty of Tourism and Hospitality Management, Opatija
Faculty of Tourism and Hospitality Management, Opatija – Department in Zabok
Faculty of Tourism and Rural Development, Požega
Faculty of Organization and Informatics, Varaždin
Faculty of Informatics and Digital Technologies, Rijeka
Faculty of Law, Osijek
Faculty of Law, Rijeka
Faculty of Law, Split
Faculty of Law, Zagreb
Faculty of Political Sciences, Zagreb
Faculty of Kinesiology, Osijek
Faculty of Kinesiology, Split
Faculty of Kinesiology, Zagreb
Faculty of Educational Sciences, Osijek
Faculty of Teacher Education, Rijeka
Faculty of Teacher Education, Zagreb

POPIS VISOKIH UČILIŠTA U AK. G. 2024./2025.

(nastavak)

Učiteljski fakultet, Zagreb – centar u Čakovcu
Učiteljski fakultet, Zagreb – centar u Petrinji
Edukacijsko-rehabilitacijski fakultet, Zagreb
Filozofski fakultet, Osijek
Filozofski fakultet, Rijeka
Filozofski fakultet, Split
Filozofski fakultet, Zagreb
Fakultet hrvatskih studija, Zagreb
Sveučilišni odjel za forenzične znanosti, Split
Sveučilište u Dubrovniku
Sveučilište Sjever, Koprivnica
Sveučilište u Puli – Pola
Sveučilište u Rijeci
Sveučilište u Slavanskom Brodu
Sveučilište u Splitu
Sveučilište u Splitu – Sveučilišni odjel za stručne studije
Sveučilište Vern
Sveučilište u Zadru
Sveučilište Algebra, Zagreb
Libertas međunarodno sveučilište, Zagreb
Hrvatsko katoličko sveučilište, Zagreb
Katolički bogoslovni fakultet, Đakovo
Katolički bogoslovni fakultet, Split
Katolički bogoslovni fakultet, Zagreb i institut
Katolički bogoslovni fakultet, Zagreb – Teologija u Rijeci
Fakultet filozofije i religijskih znanosti, Zagreb
Filozofsko-teološki institut Družbe Isusove, Zagreb
Sveučilišni centar za protestantsku teologiju Matija Vlačić Ilirik, Zagreb

UMJETNIČKE AKADEMIJE

Muzička akademija, Zagreb
Akademija likovnih umjetnosti, Zagreb
Akademija za umjetnosti i kulturu, Osijek
Umjetnička akademija, Split
Akademija dramske umjetnosti, Zagreb
Akademija primijenjenih umjetnosti, Rijeka

LIST OF INSTITUTIONS OF HIGHER EDUCATION, 2024/2025 ACADEMIC YEAR

(continued)

Faculty of Teacher Education, Zagreb – Department in Čakovec
Faculty of Teacher Education, Zagreb – Department in Petrinja
Faculty of Education and Rehabilitation Sciences, Zagreb
Faculty of Humanities and Social Sciences, Osijek
Faculty of Humanities and Social Sciences, Rijeka
Faculty of Humanities and Social Sciences, Split
Faculty of Humanities and Social Sciences, Zagreb
Faculty of Croatian Studies, Zagreb
University Department of Forensic Sciences, Split
University of Dubrovnik
University North, Koprivnica
University of Pula – Pola
University of Rijeka
University of Slavonski Brod
University of Split
University of Split – Department for Professional Courses of Study
Vern University
University of Zadar
University Algebra, Zagreb
Libertas International University, Zagreb
Croatian Catholic University, Zagreb
Catholic Theological Faculty, Đakovo
Catholic Theological Faculty, Split
Catholic Theological Faculty, Zagreb and Institute
Catholic Theological Faculty, Zagreb – Theology in Rijeka
Faculty of Philosophy and Religious Studies, Zagreb
Institute of Philosophy of the Society of Jesus, Zagreb
University Center for Protestant Theology Matthias Flacius Illyricus, Zagreb

ART ACADEMIES

Academy of Music, Zagreb
Academy of Fine Arts, Zagreb
Academy of Arts and Culture, Osijek
Arts Academy, Split
Academy of Dramatic Art, Zagreb
Academy of Applied Arts, Rijeka

OBJAVLJENE PUBLIKACIJE IZ PODRUČJA STATISTIKE VISOKOG OBRAZOVANJA

I. STATISTIČKA IZVJEŠĆA

- *32. Prihodi i rashodi škola I, II. i III. stupnja 1966. godine u SR Hrvatskoj
- *67. Studenti 1969. – 1970.
- *71. Razvoj školstva 1959. – 1969.
- *90. Studenti 1970/71.
- *111. Studenti iz SR Hrvatske prema općini stalnog boravka
- *120. Studenti 1971./72.
- *159. Studenti 1972./73.
- *182. Studenti 1973./74.
- *213. Studenti 1974./75.
- *252. Studenti 1975./76.
- *253. Studenti iz SR Hrvatske prema općini stalnog boravka
- *291. Studenti 1976./77.
- *332. Studenti 1977./78.
- *367. Studenti 1978./79.
- *405. Studenti 1979./80.
- *444. Studenti 1980./81.
- *455. Studenti iz SR Hrvatske prema općini stalnog boravka (1961./62. – 1981./82.)
- *481. Studenti 1981./82.
- *519. Studenti 1982./83.
- *558. Studenti 1983./84.
- *595. Studenti 1984./85.
- *630. Studenti školske godine 1985./86.
- *667. Studenti iz SR Hrvatske prema općini stalnog boravka 1985./86.
- *669. Studenti školske godine 1986./87.
- *715. Visoko školstvo 1987.
- *716. Studenti školske godine 1987./88.
- *747. Visoko školstvo 1988.
- *756. Studenti školske godine 1988./89.
- *768. Nastavno osoblje visokoškolskih organizacija 1987./88.
- *790. Visoko školstvo 1989.
- *798. Studenti školske godine 1989./90.
- *828. Visoko školstvo 1990.
- *834. Studenti školske godine 1990./91.
- *866. Visoko školstvo 1991.
- *871. Studenti školske godine 1991./92.
- *914. Visoko školstvo 1992.
- *920. Studenti školske godine 1992./93.
- *947. Visoko školstvo 1993.
- *952. Studenti školske godine 1993./94.
- *974. Visoko školstvo 1994.
- *985. Studenti školske godine 1994./95.
- *1003. Visoko školstvo 1995.
- *1010. Studenti školske godine 1995./96.
- *1036. Visoko školstvo u 1996.
- *1037. Studenti u školskoj godini 1996./97.
- *1062. Visoko obrazovanje u 1997.
- *1063. Studenti u školskoj godini 1997./98.
- *1085. Visoko obrazovanje u 1998.
- *1086. Studenti u školskoj godini 1998./99.
- *1111. Visoko obrazovanje u 1999.

* Rasprodano

RELEASED PUBLICATIONS ON HIGHER EDUCATION STATISTICS

I. STATISTICAL REPORTS

- *32 *Revenues and Expenditure of 1st, 2nd and 3rd Level Schools in SR Croatia, 1966*
- *67 *Students, 1969/1970*
- *71 *Development of Education, 1959 – 1969*
- *90 *Students, 1970/1971*
- *111 *Students from SR Croatia by Municipality of Residence*
- *120 *Students, 1971/1972*
- *159 *Students, 1972/1973*
- *182 *Students, 1973/1974*
- *213 *Students, 1974/1975*
- *252 *Students, 1975/1976*
- *253 *Students from SR Croatia by Municipality of Residence*
- *291 *Students, 1976/1977*
- *332 *Students, 1977/1978*
- *367 *Students, 1978/1979*
- *405 *Students, 1979/1980*
- *444 *Students, 1980/1981*
- *455 *Students from SR Croatia by Municipality of Residence, (1961/1962 – 1981/1982)*
- *481 *Students, 1981/1982*
- *519 *Students, 1982/1983*
- *558 *Students, 1983/1984*
- *595 *Students, 1984/1985*
- *630 *Students, 1985/1986 School Year*
- *667 *Students from SR Croatia by Municipality of Residence, 1985/1986*
- *669 *Students, 1986/1987 School Year*
- *715 *Higher Education, 1987*
- *716 *Students, 1987/1988 School Year*
- *747 *Higher Education, 1988*
- *756 *Students, 1988/1989 School Year*
- *768 *Academic Staff in Organisations of Higher Education, 1987/1988*
- *790 *Higher Education, 1989*
- *798 *Students, 1989/1990 School Year*
- *828 *Higher Education, 1990*
- *834 *Students, 1990/1991 School Year*
- *866 *Higher Education, 1991*
- *871 *Students, 1991/1992 School Year*
- *914 *Higher Education, 1992*
- *920 *Students, 1992/1993 School Year*
- *947 *Higher Education, 1993*
- *952 *Students, 1993/1994 School Year*
- *974 *Higher Education, 1994*
- *985 *Students, 1994/1995 School Year*
- *1003 *Higher Education, 1995*
- *1010 *Students, 1995/1996 School Year*
- *1036 *Higher Education, 1996*
- *1037 *Students, 1996/1997 School Year*
- *1062 *Higher Education, 1997*
- *1063 *Students, 1997/1998 School Year*
- *1085 *Higher Education, 1998*
- *1086 *Students, 1998/1999 School Year*
- *1111 *Higher Education, 1999*

* Sold out

I. STATISTIČKA IZVJEŠĆA

(nastavak)

- *1112. Studenti u školskoj godini 1999./2000.
- *1142. Visoko obrazovanje u 2000.
- *1143. Studenti u školskoj godini 2000./2001.
- *1172. Visoko obrazovanje u 2001.
- *1173. Studenti u školskoj godini 2001./2002.
- *1205. Visoko obrazovanje u 2002.
- *1206. Studenti u školskoj godini 2002./2003.
- *1239. Visoko obrazovanje u 2003.
- *1240. Studenti u školskoj godini 2003./2004.
- *1271. Visoko obrazovanje u 2004.
- *1272. Studenti u akademskoj godini 2004./2005.
- *1303. Visoko obrazovanje u 2005.
- *1304. Studenti u akademskoj godini 2005./2006.
- *1332. Visoko obrazovanje u 2006.
- *1333. Studenti u akademskoj godini 2006./2007.
- *1360. Visoko obrazovanje u 2007.
- *1361. Studenti u akademskoj godini 2007./2008.
- *1387. Visoko obrazovanje u 2008.
- *1388. Studenti u akademskoj godini 2008./2009.
- *1415. Visoko obrazovanje u 2009.
- *1416. Studenti u akademskoj godini 2009./2010.
- *1444. Visoko obrazovanje u 2010.
- *1445. Studenti u akademskoj godini 2010./2011.
- *1472. Visoko obrazovanje u 2011.
- *1473. Studenti u akademskoj godini 2011./2012.
- *1498. Visoko obrazovanje u 2012.
- *1499. Studenti u akademskoj godini 2012./2013.
- *1522. Visoko obrazovanje u 2013.
- *1523. Studenti u akademskoj godini 2013./2014.
- *1545. Visoko obrazovanje u 2014.
- *1546. Studenti u akademskoj godini 2014./2015.
- *1570. Visoko obrazovanje u 2015.
- *1571. Studenti u akademskoj godini 2015./2016.
- *1599. Visoko obrazovanje u 2016.
- *1600. Studenti u akademskoj godini 2016./2017.
- *1621. Visoko obrazovanje u 2017.
- *1622. Studenti u akademskoj godini 2017./2018.
- *1644. Visoko obrazovanje u 2018.
- *1645. Studenti u akademskoj godini 2018./2019.
- *1665. Visoko obrazovanje u 2019.
- *1666. Studenti u akademskoj godini 2019./2020.
- *1687. Visoko obrazovanje u 2020.
- *1688. Studenti u akademskoj godini 2020./2021.
- *1704. Visoko obrazovanje u 2021.
- *1705. Studenti u akademskoj godini 2021./2022.
- 1725. Visoko obrazovanje u 2022.
- 1726. Studenti u akademskoj godini 2022./2023.
- 1734. Visoko obrazovanje u 2023.
- 1735. Studenti u akademskoj godini 2023./2024.
- 1742. Visoko obrazovanje u 2024.

I. STATISTICAL REPORTS

(continued)

- *1112 *Students, 1999/2000 School Year*
- *1142 *Higher Education, 2000*
- *1143 *Students, 2000/2001 School Year*
- *1172 *Higher Education, 2001*
- *1173 *Students, 2001/2002 School Year*
- *1205 *Higher Education, 2002*
- *1206 *Students, 2002/2003 School Year*
- *1239 *Higher Education, 2003*
- *1240 *Students, 2003/2004 School Year*
- *1271 *Higher Education, 2004*
- *1272 *Students, 2004/2005 Academic Year*
- *1303 *Higher Education, 2005*
- *1304 *Students, 2005/2006 Academic Year*
- *1332 *Higher Education, 2006*
- *1333 *Students, 2006/2007 Academic Year*
- *1360 *Higher Education, 2007*
- *1361 *Students, 2007/2008 Academic Year*
- *1387 *Higher Education, 2008*
- *1388 *Students, 2008/2009 Academic Year*
- *1415 *Higher Education, 2009*
- *1416 *Students, 2009/2010 Academic Year*
- *1444 *Higher Education, 2010*
- *1445 *Students, 2010/2011 Academic Year*
- *1472 *Higher Education, 2011*
- *1473 *Students, 2011/2012 Academic Year*
- *1498 *Higher Education, 2012*
- *1499 *Students, 2012/2013 Academic Year*
- *1522 *Higher Education, 2013*
- *1523 *Students, 2013/2014 Academic Year*
- *1545 *Higher Education, 2014*
- *1546 *Students, 2014/2015 Academic Year*
- *1570 *Higher Education, 2015*
- *1571 *Students, 2015/2016 Academic Year*
- *1599 *Higher Education, 2016*
- *1600 *Students, 2016/2017 Academic Year*
- *1621 *Higher Education, 2017*
- *1622 *Students, 2017/2018 Academic Year*
- *1644 *Higher Education, 2018*
- *1645 *Students, 2018/2019 Academic Year*
- *1665 *Higher Education, 2019*
- *1666 *Students, 2019/2020 Academic Year*
- *1687 *Higher Education, 2020*
- *1688 *Students, 2020/2021 Academic Year*
- *1704 *Higher Education, 2021*
- *1705 *Students, 2021/2022 Academic Year*
- 1725 *Higher Education, 2022*
- 1726 *Students, 2022/2023 Academic Year*
- 1734 *Higher Education, 2023*
- 1726 *Students, 2023/2024 Academic Year*
- 1742 *Higher Education, 2024*

II. STUDIJE I ANALIZE

- *2. Dr. Zora Steinman
Visoko školstvo u NR Hrvatskoj
- *3. Dr. Zora Steinman
Stvarno trajanje studija na fakultetima u NR Hrvatskoj
- *21. Dr. Zora Steinman
Razvoj redovnog školovanja u SR Hrvatskoj
od šk. god. 1947./48. – 1962./63.
- *24. Stojanka Ivković
Stvarno trajanje studija na školama trećeg stupnja
u SR Hrvatskoj 1956. – 1963.
- *25. Dr. Zora Steinman
Školovanje školskog i mlađeg radnog kontingenta
stanovništva u SR Hrvatskoj
- *29. Dr. Zora Steinman - Stojanka Ivković
Trajanje studija i tokovi školovanja studenata u školama
III. stupnja u SR Hrvatskoj, razdoblje 1960. – 1967. god.
- *38. Dr. Zora Steinman
Metode projekcije završavanja školovanja

III. METODOLOŠKE UPUTE

- *40. Nacionalna standardna klasifikacija obrazovanja (NSKO)
- *56. Polja obrazovanja i usavršavanja – Priručnik (prijevod)

IV. IZVANREDNA IZDANJA

Međunarodna standardna klasifikacija obrazovanja ISCED 1997.

II. STUDIES AND ANALYSES

- *2 Zora Steinman, DSc
Higher Education in NR Croatia
- *3 Zora Steinman, DSc
Actual Duration of Study at Universities in NR Croatia
- *21 Zora Steinman, DSc
Regular Education Development in SR Croatia,
School Years 1947/1948 – 1962/1963
- *24 Stojanka Ivković
Actual Study Duration at Third Level Schools
in SR Croatia, 1956 – 1963
- *25 Zora Steinman, DSc
Education of School and Younger Working Population
in SR Croatia
- *29 Zora Steinman, DSc – Stojanka Ivković
Study Duration and Education Flows of Third Level
School Students in SR Croatia, 1960 – 1967
- *38 Zora Steinman, DSc
Projection Methods of Completing of Education

III. METHODOLOGICAL GUIDELINES

- *40 National Standard Classification of Education (NSKO)
- *56 Eurostat Manual: "Fields of Education and Training" (translation)

IV. SPECIAL EDITIONS

International Standard Classification of Education, ISCED 1997