

# 1726

Studenti u akademskoj godini 2022./2023.

---

*Students, 2022/2023 Academic Year*





# 1726

Studenti u akademskoj godini 2022./2023.

---

*Students, 2022/2023 Academic Year*

**Objavljuje Državni zavod za statistiku Republike Hrvatske, Zagreb, Ilica 3, p. p. 80.**  
*Published by the Croatian Bureau of Statistics, Zagreb, Ilica 3, P. O. B. 80*

**Telefon/ Phone:** (+385 1) 48 06 111

**Elektronička pošta/ E-mail:** stat.info@dzs.hr  
**Internetske stranice/ Web site:** https://dzs.gov.hr  
**Novinarski upiti/ Press corner:** press@dzs.hr

**Odgovorne osobe:**  
*Persons responsible:*

**Dubravka Rogić-Hadžalić, načelnica Sektora demografskih i društvenih statistika**  
*Dubravka Rogić-Hadžalić, Director of Demographic and Social Statistics Directorate*

**Lidija Brković, glavna ravnateljica**  
*Lidija Brković, Director General*

**Priredile:** Josipa Jurić, Danijela Kurjaković, Ana Šojat  
*Prepared by:*

**Redaktorice:** Marija Gojević, Dubravka Rogić-Hadžalić  
*Sub-editors:*

**Urednica:** Ljiljana Ostroški  
*Editor-in-Chief:*

**Lektorica za hrvatski jezik:** Maja Gregorić  
*Language Editor for the Croatian Language:*

**Prevoditeljica i lektorica za engleski jezik:** Gordana Štampar  
*Translator and Language Editor for the English Language:*

**Tehnička urednica:** Ankica Bajzek Cesar  
*Technical Editor:*

**Statistička izvješća** ISSN 1332-0297  
*Statistical Reports*

**MOLIMO KORISNIKE DA PRI KORIŠTENJU PODATAKA NAVEDU IZVOR.**  
*USERS ARE KINDLY REQUESTED TO STATE THE SOURCE.*

**Služba za odnose s korisnicima i zaštitu podataka**  
*Customer Relations and Data Protection Department*

**Informacije i korisnički zahtjevi**  
*Information and user requests*

**Telefon/ Phone:** (+385 1) 48 06 138, 48 06 154, 48 06 115  
**Elektronička pošta/ E-mail:** stat.info@dzs.hr

**Pretplata na publikacije**  
*Subscription*

**Telefon/ Phone:** (+385 1) 21 00 455  
**Elektronička pošta/ E-mail:** prodaja@dzs.hr

# SADRŽAJ

## CONTENTS

UVOD INTRODUCTION .....	7
KRATICE I ZNAKOVI ABBREVIATIONS AND SYMBOLS .....	8
METODOLOŠKA OBJAŠNJENJA NOTES ON METHODOLOGY .....	9
KOMENTAR COMMENTARY .....	11
I. DODIPLOMSKI, PRIJEDIPLOMSKI I DIPLOMSKI STUDIJI UNDERGRADUATE PROFESSIONAL STUDY, UNDERGRADUATE UNIVERSITY STUDY AND GRADUATE UNIVERSITY STUDY	
1. Upisani studenti prema visokim učilištima od ak. g. 2018./2019. do 2022./2023. <i>Students enrolled, by institutions of higher education, 2018/2019 – 2022/2023 academic years</i> .....	17
2. Upisani studenti u ak. g. 2022./2023. <i>Students enrolled, 2022/2023 academic year</i> .....	24
2.1. Studenti upisani na visoka učilišta prema znanstvenim i umjetničkim područjima studija i spolu u ak. g. 2022./2023. <i>Students enrolled at institutions of higher education, by scientific and artistic fields of study and sex, 2022/2023 academic year</i> .....	24
G-1. Studenti upisani na visoka učilišta prema znanstvenim i umjetničkim područjima studija u ak. g. 2022./2023. <i>Students enrolled at institutions of higher education, by scientific and artistic fields of study, 2022/2023 academic year</i> .....	25
G-2. Studenti upisani na visoka učilišta prema studiju i godini studija u ak. g. 2022./2023. <i>Students enrolled at institutions of higher education, by type of study and year of study, 2022/2023 academic year</i> .....	25
2.2. Studenti upisani na visoka učilišta prema vrstama visokih učilišta, godini studija i načinu studiranja u ak. g. 2022./2023. <i>Students enrolled at institutions of higher education, by type of institution, year of study and mode of study, 2022/2023 academic year</i> .....	25
2.3. Studenti upisani na visoka učilišta prema vrstama visokih učilišta, vrstama studija, godini studija i spolu u ak. g. 2022./2023. <i>Students enrolled at institutions of higher education, by type of institution, type of study, year of study and sex, 2022/2023 academic year</i> .....	26
G-3. Studenti upisani na visoka učilišta prema vrsti studija u ak. g. 2022./2023. <i>Students enrolled at institutions of higher education, by type of study, 2022/2023 academic year</i> .....	28
G-4. Studenti upisani na visoka učilišta prema vrstama visokih učilišta u ak. g. 2022./2023. <i>Students enrolled at institutions of higher education, by type of institution, 2022/2023 academic year</i> .....	28
2.4. Studenti upisani na visoka učilišta prema vrstama visokih učilišta, vrstama studija i spolu u ak. g. 2022./2023. <i>Students enrolled at institutions of higher education, by type of institution, type of study and sex, 2022/2023 academic year</i> .....	29
2.5. Studenti prema visokim učilištima, načinu studiranja, godini studija i spolu u ak. g. 2022./2023. <i>Students, by institutions of higher education, mode of study, year of study and sex, 2022/2023 academic year</i> .....	30
2.6. Studenti prema županiji i gradu/općini prebivališta, vrstama visokih učilišta i načinu studiranja u ak. g. 2022./2023. <i>Students, by county and town/municipality of residence, type of institution of higher education and mode of study, 2022/2023 academic year</i> .....	48
2.7. Studenti prema državljanstvu, vrstama visokih učilišta i spolu u ak. g. 2022./2023. <i>Students, by citizenship, type of institution of higher education and sex, 2022/2023 academic year</i> .....	62

3.	Upisani studenti I. godine u ak. g. 2022./2023. <i>Students enrolled on 1<sup>st</sup> year of study, 2022/2023 academic year</i>	65
3.1.	Studenti I. godine prema prethodno završenoj školi i struci te vrstama visokih učilišta i vrstama studija u ak. g. 2022./2023. <i>First-year students, by previously finished school and vocation, type of institution of higher education and type of study, 2022/2023 academic year</i>	65
3.2.	Studenti I. godine bez ponavljača prema vrstama visokih učilišta, vrstama studija, načinu studiranja i godini završetka prethodne škole u ak. g. 2022./2023. <i>First-year students, without repeaters, by type of institution of higher education, type of study, mode of study and year of finishing previous school, 2022/2023 academic year</i>	67
II.	POSLIJEDIPLOMSKI STUDIJ <i>POSTGRADUATE STUDY</i>	
1.	Studenti upisani na sveučilišni specijalistički studij u ak. g. 2022./2023. <i>Students enrolled on university specialist studies, 2022/2023 academic year</i>	71
1.1.	Studenti upisani na sveučilišni specijalistički studij prema sveučilištu, znanstvenim i umjetničkim područjima studija i spolu u ak. g. 2022./2023. <i>Students enrolled on university specialist studies, by university, scientific and artistic fields of study and sex, 2022/2023 academic year</i>	71
G-5.	Studenti upisani na sveučilišni specijalistički studij prema znanstvenim i umjetničkim područjima studija u ak. g. 2022./2023. <i>Students enrolled on university specialist studies, by scientific and artistic fields of study, 2022/2023 academic year</i>	71
G-6.	Studenti upisani na sveučilišni specijalistički studij prema godinama života i spolu u ak. g. 2022./2023. <i>Students enrolled on university specialist studies, by age and sex, 2022/2023 academic year</i>	71
1.2.	Studenti upisani na sveučilišni specijalistički studij prema znanstvenim i umjetničkim područjima i poljima studija, godinama života i spolu u ak. g. 2022./2023. <i>Students enrolled on university specialist studies, by scientific and artistic fields of study, age and sex, 2022/2023 academic year</i>	72
1.3.	Studenti upisani na sveučilišni specijalistički studij prema visokom učilištu, znanstvenim i umjetničkim područjima studija i spolu u ak. g. 2022./2023. <i>Students enrolled on university specialist studies, by institution of higher education, scientific and artistic fields of study and sex, 2022/2023 academic year</i>	73
1.4.	Studenti upisani na sveučilišni specijalistički studij prema sveučilištu, državi prebivališta i spolu u ak. g. 2022./2023. <i>Students enrolled on university specialist studies, by university, country of usual residence and sex, 2022/2023 academic year</i>	75
1.5.	Studenti upisani na sveučilišni specijalistički studij prema državi u kojoj su diplomirali, državljanstvu i spolu u ak. g. 2022./2023. <i>Students enrolled on university specialist studies, by country of graduation, citizenship and sex, 2022/2023 academic year</i>	75
1.6.	Studenti upisani na sveučilišni specijalistički studij prema djelatnosti u kojoj obavljaju zanimanje, načinu plaćanja studija i spolu u ak. g. 2022./2023. <i>Students enrolled on university specialist studies, by activity, way of paying for study and sex, 2022/2023 academic year</i>	76
G-7.	Studenti upisani na sveučilišni specijalistički studij prema načinu plaćanja studija u ak. g. 2022./2023. <i>Students enrolled on university specialist studies, by way of paying for study, 2022/2023 academic year</i>	76
1.7.	Studenti upisani na sveučilišni specijalistički studij prema županiji, gradu/općini stalnog prebivališta i spolu u ak. g. 2022./2023. <i>Students enrolled on university specialist studies, by county, town/municipality of usual residence and sex, 2022/2023 academic year</i>	77
2.	Studenti upisani na sveučilišni doktorski studij u ak. g. 2022./2023. <i>Students enrolled on university doctoral studies, 2022/2023 academic year</i>	82
2.1.	Studenti upisani na sveučilišni doktorski studij prema sveučilištu, znanstvenim i umjetničkim područjima i spolu u ak. g. 2022./2023. <i>Students enrolled on university doctoral studies, by university, scientific and artistic fields and sex, 2022/2023 academic year</i>	82
G-8.	Studenti upisani na sveučilišni doktorski studij prema znanstvenim i umjetničkim područjima studija u ak. g. 2022./2023. <i>Students enrolled on university doctoral studies, by scientific and artistic fields of study, 2022/2023 academic year</i>	82

2.2.	Studenti upisani na sveučilišni doktorski studij prema visokom učilištu, znanstvenim i umjetničkim područjima i spolu u ak. g. 2022./2023. <i>Students enrolled on university doctoral studies, by institution of higher education, scientific and artistic fields and sex, 2022/2023 academic year</i> .....	83
2.3.	Studenti upisani na sveučilišni doktorski studij prema znanstvenim i umjetničkim područjima i poljima studija, godinama života te spolu u ak. g. 2022./2023. <i>Students enrolled on university doctoral studies, by scientific and artistic fields of study, age and sex, 2022/2023 academic year</i> .....	87
G-9.	Studenti upisani na sveučilišni doktorski studij prema godinama života i spolu u ak. g. 2022./2023. <i>Students enrolled on university doctoral studies, by age and sex, 2022/2023 academic year</i> .....	88
2.4.	Studenti upisani na sveučilišni doktorski studij prema državi u kojoj su diplomirali, državljanstvu i spolu u ak. g. 2022./2023. <i>Students enrolled on university doctoral studies, by country of graduation, citizenship and sex, 2022/2023 academic year</i> .....	89
2.5.	Studenti upisani na sveučilišni doktorski studij prema sveučilištu, državi prebivališta i spolu u ak. g. 2022./2023. <i>Students enrolled on university doctoral studies, by university, country of usual residence and sex, 2022/2023 academic year</i> .....	90
2.6.	Studenti upisani na sveučilišni doktorski studij prema djelatnosti u kojoj obavljaju zanimanje, načinu plaćanja studija i spolu u ak. g. 2022./2023. <i>Students enrolled on university doctoral studies, by activity, by way of paying for study and sex, 2022/2023 academic year</i> .....	92
G-10.	Studenti upisani na sveučilišni doktorski studij prema načinu plaćanja studija u ak. g. 2022./2023. <i>Students enrolled on university doctoral studies, by way of paying for study, 2022/2023 academic year</i> .....	92
2.7.	Studenti upisani na sveučilišni doktorski studij prema županiji, gradu/općini stalnog prebivališta i spolu u ak. g. 2022./2023. <i>Students enrolled on university doctoral studies, by county, town/municipality of usual residence and sex, 2022/2023 academic year</i> .....	93
III. STUDENTSKI DOMOVI <i>STUDENTS' BOARDING HOMES</i>		
1.	Studentski domovi i studenti korisnici od ak. g. 2018./2019. do 2022./2023. <i>Students' boarding homes and students beneficiaries, 2018/2019 – 2022/2023 academic years</i> .....	101
2.	Zaposleni u studentskim domovima od ak. g. 2018./2019. do 2022./2023. <i>Persons in employment in students' boarding homes, 2018/2019 – 2022/2023 academic years</i> .....	101
3.	Studentski domovi, studenti korisnici i zaposleni u studentskim domovima u ak. g. 2022./2023. <i>Students' boarding homes, students beneficiaries and persons in employment in students' boarding homes, 2022/2023 academic year</i> .....	101
POPIS VISOKIH UČILIŠTA U AK. G. 2022./2023. <i>LIST OF INSTITUTIONS OF HIGHER EDUCATION, 2022/2023 ACADEMIC YEAR</i> .....		102
OBJAVLJENE PUBLIKACIJE IZ PODRUČJA STATISTIKE VISOKOG OBRAZOVANJA <i>RELEASED PUBLICATIONS ON HIGHER EDUCATION STATISTICS</i> .....		105





## UVOD

Statistička izvješća Državnog zavoda za statistiku publikacije su s opširnim podacima iz različitih područja statističkih istraživanja, a svaka sadržava cjelovit pregled podataka jednoga statističkog istraživanja ili nekoliko njih.

Serijska publikacija Statistička izvješća nastavak je serije Dokumentacije, koja se do 1965. objavljivala povremeno, i to kao Bilteni, Publikacije i Saopćenja. Od 1965. objavljuje se redovito, a od 1997. nosi sadašnje ime.

Statistička izvješća Studenti objavljuju se redovito svake godine, a izrađena su na temelju obrade prijavnih listova za upis studenata na visoka učilišta.

Rezultati istraživanja iz područja statistike visokog obrazovanja objavljuju se u Statističkim informacijama i Priopćenjima.

Statistička izvješća sadržavaju uvod, metodološka objašnjenja, komentar, tablični pregled i grafikone.

Na kraju Statističkih izvješća objavljuje se popis objavljenih publikacija iz obrađenog područja.

## INTRODUCTION

*Statistical reports of the Croatian Bureau of Statistics are publications with detailed data from different areas of statistical surveys, where each of them contains complete data of one or several statistical surveys.*

*The series entitled the Statistical Reports is a continuation of the series under the heading Documentations, which was published periodically as Bulletins, Publications and Releases until 1965. Since 1965, it has been published regularly and, since 1997, it has been published under the present heading.*

*The Statistical Reports entitled Students are published regularly on the annual basis and are done on the basis of the processing of data collected on registration sheets for the enrolment of students on institutions of higher education.*

*Research results from higher education statistics area are published in the Statistical Information and the First Releases.*

*The Statistical Reports contain introduction, notes on methodology, commentary, tables and graphs.*

*At the end of the Statistical Reports, the list of issued publications from surveyed area is published.*

## KRATICE

ak. g. akademska godina  
ISVU Informacijski sustav visokih učilišta  
NN Narodne novine

## ABBREVIATIONS

*ISVU Information System of Higher Education Institutions*  
*NN Narodne novine, official gazette of the Republic of Croatia*

## ZNAKOVI

- nema pojave

## SYMBOLS

- *no occurrence*

## METODOLOŠKA OBJAŠNENJA

### Izvori i metode prikupljanja podataka

Podaci o upisanim studentima na stručni i sveučilišni studij (dodiplomski, prijediplomski, diplomski i integrirani studij) u ak. g. 2022./2023. rezultat su godišnje statističke obrade Prijavnih listova za upis studenata na stručni i sveučilišni studij (obrazac ŠV-20), koje ispunjavaju studenti pri upisu u zimski semestar. Podaci za veći dio visokih učilišta koja su u sustavu ISVU Sveučilišnoga računskog centra preuzeti su elektroničkim putem.

Podaci o studentima sveučilišnoga specijalističkog studija u ak. g. 2022./2023. rezultat su godišnje statističke obrade Prijavnih listova za studente upisane na sveučilišni specijalistički studij (obrazac ŠV-30), koje ispunjavaju studenti pri upisu na sveučilišni-specijalistički studij.

Podaci o studentima sveučilišnoga doktorskog studija u ak. g. 2022./2023. rezultat su godišnje statističke obrade Prijavnih listova za studente upisane na sveučilišni doktorski studij (obrazac ŠV-40), koje ispunjavaju doktorandi pri upisu na sveučilišni doktorski studij.

Podaci o studentskim domovima u ak. g. 2022./2023. rezultat su statističke obrade Godišnjeg izvještaja učeničkih i studentskih domova (obrazac ŠD), koji se ispunjavaju za studentske domove koji su radili u ak. g. 2022./2023. prema stanju na dan 31. ožujka 2023.

### Obuhvat i usporedivost

Statistička istraživanja o studentima stručnoga i sveučilišnoga dodiplomskoga, prijediplomskoga, diplomskoga, integriranoga i poslijediplomskog studija čiji su rezultati prikazani u ovoj publikaciji provedena su u skladu sa Zakonom o visokom obrazovanju i znanstvenoj djelatnosti (NN, br. 119/22.).

Statističkim istraživanjem obuhvaćeni su studenti upisani na stručni i sveučilišni studij visokih učilišta u Republici Hrvatskoj prema predbolonjskom programu (sveučilišni dodiplomski studij) i prema bolonjskom programu (stručni kratki studij, stručni prijediplomski studij, stručni diplomski studij, sveučilišni prijediplomski studij, sveučilišni diplomski studij te sveučilišni integrirani prijediplomski i diplomski studij). Podaci su usporedivi s podacima iz prijašnjih godina.

Statističkim istraživanjima o studentima upisanima na poslijediplomske studije obuhvaćeni su studenti na visokim učilištima u Republici Hrvatskoj upisani na sveučilišni specijalistički i doktorski studij prema bolonjskom programu. Podaci su usporedivi s podacima iz prijašnjih godina.

Istraživanje o studentskim domovima obuhvaća studentske domove u Republici Hrvatskoj koji su radili u ak. g. 2022./2023., a podaci su usporedivi s podacima iz prijašnjih godina.

### Definicije i objašnjenja

**Visoka učilišta** jesu sveučilište te fakultet, umjetnička akademija, odjel i institut u njegovu sastavu, veleučilište i visoka škola.

Visoka učilišta mogu biti javna i privatna.

## NOTES ON METHODOLOGY

### Sources and methods of data collection

Data on students enrolled on institutions of higher education (undergraduate professional study, undergraduate university study, graduate study and integrated study) in the 2022/2023 academic year are the result of the annual statistical processing of data collected on the Registration Sheet for the Enrolment of Students on Professional and University Study (ŠV-20 form), which is filled in by students at the enrolment on the winter semester. The data on most institutions of higher education were obtained via the ISVU system of the University Computing Centre.

Data on students of the university specialist study in the 2022/2023 academic year are the result of the annual statistical processing of data collected on the Registration Sheet for the Enrolment of Students on University Specialist Study (ŠV-30 form), which is filled in by students at the enrolment on university specialist study.

Data on students enrolled on university doctoral studies in the 2022/2023 academic year are the result of the annual statistical processing of data collected on the Registration Sheet for Doctoral Candidates – Persons in Process of Obtaining Doctorate of Science (ŠV-40 form), which is filled in by doctoral candidates at the enrolment on university doctoral study.

Data on students' boarding homes in the 2022/2023 academic year are the result of statistical processing of the Annual Report on Pupils' and Students' Boarding Homes (ŠD form), which are filled in for students' boarding homes active in the 2022/2023 academic year according to the situation as on 31 March 2023.

### Coverage and comparability

Statistical surveys on students on professional and university undergraduate professional study, undergraduate university study, graduate study, integrated study and postgraduate study, the results of which are presented in this publication, are carried out in line with the Scientific Activity and Higher Education Act (NN, No. 119/22).

The statistical survey covers all students enrolled on professional and university study according to the pre-Bologna programme (university undergraduate study) as well as students enrolled according to the Bologna programme (short-term professional study, professional undergraduate study, professional graduate study, university undergraduate study, university graduate study and university integrated undergraduate and graduate study). Data are comparable to those from previous years.

The statistical survey on students on postgraduate study covers students at institutions of higher education in the Republic of Croatia who enrolled on a university specialist and doctoral study according to the Bologna programme. Data are comparable to those from previous years.

The statistical survey on students' boarding homes includes students' boarding homes in the Republic of Croatia that operated in the 2022/2023 academic year and data are comparable to those from previous years.

### Definitions and explanations

**Institutions of higher education** are universities as well as faculties, art academies, departments and institutes as their component part, polytechnics and schools of professional higher education.

Institutions of higher education can be public and private.

**Sveučilište** je ustanova koja osniva i provodi sveučilišne studije u najmanje dva znanstvena ili umjetnička područja u većem broju polja te interdisciplinarnu studiju kao autonomni i integrirani proces neposredno ili preko svojih fakulteta, umjetničkih akademija i odjela.

Sastavnice sveučilišta jesu fakulteti, umjetničke akademije, odjeli i instituti te druge sastavnice u skladu sa zakonom. Sveučilište i njegove sastavnice mogu izvoditi i stručne studije.

**Fakultet** je visoko učilište koje kao sastavnica sveučilišta ustrojava i izvodi sveučilišne studije te razvija znanstveni i stručni rad u jednome ili više znanstvenih i stručnih polja, a može izvoditi i stručne studije.

**Umjetnička akademija** jest visoko učilište koje kao sastavnica sveučilišta ustrojava i izvodi sveučilišne umjetničke studije te razvija vrhunsko stvaralaštvo i znanstvenoistraživačku djelatnost u području umjetnosti, a može izvoditi i stručne studije.

**Sveučilišni odjel** osniva se kao sastavnica sveučilišta koja sudjeluje u izvedbi studijskih programa te razvija znanstveni, umjetnički i stručni rad u jednome znanstvenom polju ili interdisciplinarnome znanstvenom području te sudjeluje u izvedbi studija.

**Veleučilište i visoka škola** jesu ustanove koje ustrojavaju i izvode stručne studije. Veleučilište je visoka škola koja izvodi barem tri različita studija iz barem tri različita polja i ne može imati visoke škole kao sastavnice. Visoke škole koje imaju dopusnicu Ministarstva znanosti i obrazovanja mogu iznimno provoditi i sveučilišni studij.

**Stručni studij** pruža studentima primjerenu razinu znanja i vještina koje omogućuju obavljanje stručnih zanimanja i osposobljava ih za neposredno uključivanje u radni proces. Stručni studiji provode se na visokoj školi ili veleučilištu, a mogu se provoditi i na sveučilištu.

**Sveučilišni studij** osposobljava studente za obavljanje poslova u znanosti i visokom obrazovanju, u poslovnom svijetu, javnom sektoru i društvu općenito te ih osposobljava za razvoj i primjenu znanstvenih i stručnih dostignuća.

**Sveučilišno obrazovanje** obuhvaća sljedeće tri razine: prijediplomski studij, diplomski studij i poslijediplomski studij.

Sveučilišni studiji ustrojavaju se i izvode na sveučilištu. Diplomski i poslijediplomski studiji mogu se izvoditi i u suradnji sa znanstvenim institutima.

**Akademski godina** počinje 1. listopada tekuće, a završava 30. rujna sljedeće kalendarske godine.

**Interdisciplinarni studijski programi** izvode se iz više različitih znanstvenih područja. U izvođenju studija surađuje više visokih učilišta ili znanstvenih instituta.

**Sveučilišni specijalistički studij** traje od jedne do dvije godine.

**Sveučilišni doktorski studij** može se upisati nakon završetka diplomskoga sveučilišnog studija i traje po pravilu tri godine.

**Studijski programi** klasificiraju se prema Pravilniku o znanstvenim i umjetničkim područjima, poljima i granama (NN, br. 118/09., 82/12., 32/13. i 34/16.).

*University is an institution of higher education that establishes and conducts university and interdisciplinary studies in at least two areas of scientific or artistic activity in a number of fields, as an autonomous and integrated process, indirectly or through its faculties, art academies and departments.*

*University comprises the following: faculties, art academies, departments and institutes, and other units according to law. Professional courses can also be taught at universities and their units.*

*Faculty is an institution of higher education, a component part of a university, where university studies are organised and conducted, and where scientific and professional work in one or more scientific or professional fields are developed. Professional studies can also be conducted there.*

*Art academy is an institution of higher education, a component part of a university, where artistic studies are organised and conducted and where top artistic endeavours and scientific activity in the field of art are nourished. Professional studies can also be conducted there.*

*University department is a component part of a university, where university courses are taught and where scientific, artistic or professional work in a particular field of science or an interdisciplinary area is developed.*

*Polytechnic and school of professional higher education are institutions that establish and conduct professional courses. Polytechnic is a school of higher education that conducts at least three different courses in at least three different fields and cannot have schools of professional higher education as its component parts. Schools of higher education who are holders of the accreditation of the Ministry of Science and Education are exceptionally allowed to perform university studies.*

*Professional study provides students with an adequate level of knowledge and skills that enable performance of professional occupations and prepares them for direct entry into labour market. Professional studies are conducted at schools of professional higher education or at polytechnics, but can also be conducted at universities.*

*University study prepares students for performing work in science and higher education, in business, public sector and society in general as well as for developing and applying of scientific and professional findings.*

*University education comprises the following three levels: undergraduate study, graduate study and postgraduate study.*

*University studies are organised and conducted at universities. Graduate and postgraduate studies may also be conducted in cooperation with scientific institutes.*

*Academic year starts on 1 October of a current year and ends on 30 September of the following calendar year.*

*Interdisciplinary study programmes are conducted in various scientific fields. These are conducted in cooperation with a number of institutions of higher education or scientific institutes.*

*University specialist study lasts for one to two years.*

*University doctoral study can be enrolled upon the completion of a graduate university study and lasts for at least three years.*

*Study programmes are classified according to the Rule Book of Scientific and Artistic Fields (NN, Nos 118/09, 82/12, 32/13 and 34/16).*

**Studentski dom** osigurava smještaj studentima visokih učilišta za vrijeme studija. Osim smještaja, studentima može biti osigurana i prehrana.

Zaposleni u studentskim domovima u tablicama su razvrstani prema stručnosti na sljedeći način: ravnatelj doma razvrstan je prema svom zvanju, a tajnik je razvrstan u administrativno osoblje.

Stručni odgojitelji jesu osobe koje su završile visoko učilište za obrazovanje nastavnika.

Stručno zdravstveno osoblje jesu osobe koje su završile srednju medicinsku školu ili medicinski studij na visokim učilištima.

Ostalo stručno osoblje jesu pedagog, psiholog, defektolog, socijalni radnik i drugi.

Ostalim osobljem smatraju se spremačice, kuharice, vozači i ostalo osoblje koje nije obuhvaćeno navedenim kategorijama.

### Teritorijalni ustroj

Podaci po županijama prikazani su prema Zakonu o područjima županija, gradova i općina u Republici Hrvatskoj (NN, br. 86/06., 125/06., 16/07., 46/10., 145/10., 37/13., 44/13., 45/13. i 110/15.) sa stanjem na dan 31. prosinca 2021.

## KOMENTAR

### I. DODIPLOMSKI, PRIJEDIPLOMSKI I DIPLOMSKI STUDIJ

U zimskom semestru ak. g. 2022./2023. na visoka učilišta Republike Hrvatske u sve godine studija bilo je upisano ukupno 151 827 studenata. Studentica je bilo 87 969, što je iznosilo 57,9%.

Od ukupnog broja studenata, u sastavu sveučilišta bilo je upisano 83,7% studenata. Na Sveučilištu u Zagrebu bilo je upisano 47,1% studenata, na Sveučilištu u Splitu 13,9%, na Sveučilištu u Rijeci i na Sveučilištu u Osijeku po 11,5%, na Sveučilištu u Zadru 3,7%, na Sveučilištu Sjever, Koprivnica 3,4%, na Sveučilištu u Puli – Pola 2,5%, na Libertas međunarodnom sveučilištu, Zagreb 1,7%, na Sveučilištu u Slavanskom Brodu 1,6%, na Hrvatskome katoličkom sveučilištu, Zagreb 1,1%, a na Sveučilištu u Dubrovniku i Sveučilištu Vern bilo je upisano po 1,0% studenata. Izvan sveučilišta bilo je upisano 16,3% studenata.

Prema znanstvenim i umjetničkim područjima na koja se odnose studijski programi, najviše je bilo zastupljeno područje društvenih znanosti (43,1%), slijedilo je područje tehničkih znanosti (26,0%), područje biomedicine i zdravstva (12,6%), područje humanističkih znanosti (6,1%), područje biotehničkih znanosti (4,3%), područje prirodnih znanosti (3,7%), umjetničko područje (2,3%) te interdisciplinarna područja znanosti (1,9%).

Od ukupnog broja studenata upisanih na visoka učilišta u Republici Hrvatskoj, na fakultete ih je bilo upisano 81,9% i na veleučilišta 14,5%, dok ih je na visoke škole i umjetničke akademije bilo upisano po 1,8%.

Na redoviti studij bilo je upisano 72,7% studenata, a na izvanredni studij 27,3%. Najviše redovitih studenata bilo je upisano na fakultete, i to 86,6% (9,2% na stručni studij, a 77,4% na sveučilišni studij), na veleučilišta (9,3%), na visoke škole (1,8%) i na umjetničke akademije (2,3%).

**Students' boarding homes** are institutions that provide accommodation for students during their study. Besides accommodation, meals can be provided as well.

Persons in employment in students' boarding homes are classified according to professional attainment in the following way: a headmaster of a boarding home is classified according to his/her vocation, while a secretary is classified in administrative staff.

Professional educators are persons who graduated from a teachers' school of professional higher education.

Professional medical staff consists of persons who graduated from an upper secondary medical school or completed a medical study at institutions of higher education.

Other professional staffs are a pedagogue, psychologist, special education teacher, social worker and others.

Other staffs are cleaners, cooks, drivers and others not included in the stated categories.

### Territorial constitution

Data by counties are shown according to the Act on the Territories of Counties, Towns and Municipalities in the Republic of Croatia (NN, Nos 86/06, 125/06, 16/07, 46/10, 145/10, 37/13, 44/13, 45/13 and 110/15) with the situation as on 31 December 2021.

## COMMENTARY

### I. UNDERGRADUATE PROFESSIONAL STUDY, UNDERGRADUATE UNIVERSITY STUDY

In the winter semester of the 2022/2023 academic year, the total of 151 827 students enrolled on institutions of higher education. The share of female students was 87 969 (57.9%).

Out of the total number, 83.7% of students were enrolled on universities' constituents. In particular, 47.1% of students were enrolled on the University of Zagreb, 13.9% on the University of Split, 11.5% on the University of Rijeka and on the University of Osijek (each), 3.7% on the University of Zadar, 3.4% on the University North, Koprivnica, 2.5% on the University of Pula – Pola, 1.7% on the Libertas International University, Zagreb, 1.6% on the University of Slavonski Brod, 1.0%, 1.1% at the Croatian Catholic University, Zagreb, and 1.0% on the University of Dubrovnik and on the Vern University (each). There were 16.3% students enrolled out of universities.

Regarding the scientific and artistic fields of studies, the most often chosen was the field of Social sciences (43.1%), followed by Engineering (26.0%), Biomedicine and health (12.6%), Humanities (6.1%), Biotechnical sciences (4.3%), Natural sciences (3.7%), Artistic field (2.3%) and Interdisciplinary fields of science (1.9%).

Out of the total number of students enrolled on institutions of higher education in the Republic of Croatia, 81.9% were enrolled on faculties, 14.5% on polytechnics and 1.8% on schools of professional higher education and on art academies (each).

There were 72.7% of full-time and 27.3% of part-time students enrolled. The most full-time students were enrolled at faculties, as much as 86.6% of them (9.2% on professional study and 77.4% on university study), 9.3% at polytechnics, 1.8% at schools of professional higher education and 2.3% at art academies.

U zimskom semestru ak. g. 2022./2023., od ukupnog broja studenata, 0,1% još je studiralo prema predbolonjskom programu. Prema bolonjskom programu studiralo je 99,9% studenata (na stručni kratki studij bilo je upisano manje od 0,1% studenata, na stručni prijediplomski studij 24,3% studenata, na stručni diplomski studij 5,0% studenata, na sveučilišni prijediplomski studij 34,5% studenata, na sveučilišni diplomski studij 18,7% studenata te na sveučilišni integrirani prijediplomski i diplomski studij 17,3% studenata).

Od ukupnog broja studenata na prvoj godini, studiralo je 53 625 studenata (35,3%), od kojih je 18,3% ponovno upisalo prvu godinu studija. U prvu godinu studija na stručni kratki studij bilo je upisano manje od 0,1% studenata, na stručni prijediplomski studij 23,6%, na stručni diplomski studij 5,5%, na sveučilišni prijediplomski studij 37,6%, na sveučilišni diplomski studij 21,6% te na sveučilišni integrirani prijediplomski i diplomski studij 11,6%.

Prema prebivalištu, 95,0% studenata imalo je prebivalište u Republici Hrvatskoj, a 3,9% izvan nje. Prebivalište je bilo nepoznato za 1,1% studenata.

Prema državljanstvu, od ukupnog broja studenata, 97,8% bili su državljani Republike Hrvatske, a 2,2% studenata imalo je strano državljanstvo.

## II. POSLIJEDIPLOMSKI STUDIJ

### Studenti sveučilišnoga specijalističkog studija

U ak. g. 2022./2023. na sveučilišni specijalistički studij bilo je upisano 2 199 studenata. U odnosu na ukupan broj studenata, bilo je upisano 1 489 žena (67,7%).

Od ukupnog broja studenata, na Sveučilištu u Zagrebu upisano ih je 79,5%, na Sveučilištu u Osijeku 8,5%, na Sveučilištu u Rijeci 6,9%, na Sveučilištu u Splitu 2,5%, na Libertas međunarodnom Sveučilištu, Zagreb 1,8%, na Sveučilištu u Slavonskom Brodu 0,5%, a na Sveučilištu u Puli – Pola 0,3%.

Prema znanstvenim i umjetničkim područjima na koja se odnose studiji, najviše je zastupljeno područje društvenih znanosti (44,0%), slijedi područje biomedicine i zdravstva (38,0%), područje tehničkih znanosti (9,6%), interdisciplinarna područja znanosti (5,0%), područje biotehničkih znanosti (1,3%), umjetničko područje (1,2%), područje prirodnih znanosti (0,8%) i područje humanističkih znanosti (0,1%).

Promatrajući dobnu strukturu u petogodišnjim dobnim skupinama, najviše studenata bilo je u skupini 30 – 34 godine (27,2%), a najmanje u skupini do 24 godine (1,0%). U skupini 25 – 29 godina bilo je 24,1% studenata, u skupini 35 – 39 godina 18,4%, u skupini 40 – 44 godine 15,0%, u skupini 45 – 49 godina 8,4%, u skupini 50 – 54 godine 4,0% i u skupini 55 i više godina bilo je 1,9% studenata.

Prema prebivalištu, 97,2% studenata imalo je prebivalište u Republici Hrvatskoj, a 2,8% izvan nje.

Prema državljanstvu, od ukupnog broja studenata, 97,6% bili su državljani Republike Hrvatske, a 2,4% imalo je strano državljanstvo. Od hrvatskih državljana, 94,4% prethodno je diplomiralo u Republici Hrvatskoj, a 5,6% izvan nje.

*In the winter semester of the 2022/2023 academic year, 0.1% out of the total number of students still followed the pre-Bologna programme in their studies, while 99.9% followed the Bologna programme (less than 0.1% of students were enrolled on a short professional study, 24.3% on a professional undergraduate study, 5.0% on a professional graduate study, 34.5% on an university undergraduate study, 18.7% on a university graduate study and 17.3% of them on an university integrated undergraduate and graduate study).*

*Out of the total number of students, 53 625 (35.3%) of them enrolled on the first year, out of which 18.3% were repeaters. There were less than 0.1% of first-year students enrolled on short professional study, 23.6% on professional undergraduate study, 5.5% on professional graduate study, 37.6% on university undergraduate study, 21.6% on university graduate study and 11.6% on university integrated undergraduate and graduate study.*

*By country of usual residence, 95.0% of students were the residents of the Republic of Croatia and 3.9% were the residents of other countries. The residence was unknown for 1.1% of students.*

*By citizenship, out of the total number of students, 97.8% of them were citizens of the Republic of Croatia and 2.2% were foreign citizens.*

## II. POSTGRADUATE STUDY

### Students on university specialist study

*In the 2022/2023 academic year, 2 199 students were enrolled on university specialist studies, out of which 1 489 (67.7%) were women.*

*Out of the total number of students, 79.5% were enrolled at the University of Zagreb, 8.5% at the University of Osijek, 6.9% at the University of Rijeka, 2.5% at the University of Split, 1.8% at the Libertas International University, Zagreb, 0.5% at the University of Slavonski Brod and 0.3% at the University of Pula – Pola.*

*Regarding the scientific and artistic fields of studies, the most often chosen was the field of Social sciences (44.0%), followed by Biomedicine and health (38.0%), Engineering (9.6%), Interdisciplinary fields of science (5.0%), Biotechnical sciences (1.3%), Artistic field (1.2%), Natural sciences (0.8%) and Humanities (0.1%).*

*According to five-year age groups, the largest number of students was classified in the 30 – 34 age group (27.2%) and the smallest one in the under-24 age group (1.0%). There were 24.1% of students in the 25 – 29 age group, 18.4% in the 35 – 39 age group, 15.0% in the 40 – 44 age group, 8.4% in the 45 – 49 age group, 4.0% in the 50 – 54 age group and 1.9% in the 55-and-over age group.*

*By place of usual residence, 97.2% of students were residents of the Republic of Croatia and 2.8% were residents of other countries.*

*By citizenship, out of the total number of students, 97.6% were the citizens of the Republic of Croatia and 2.4% of foreign countries. Out of the total number of Croatian citizens, 94.4% had previously graduated in the Republic of Croatia and 5.6% in other countries.*

Od ukupnog broja studenata, zaposlenih je bilo 98,4%, a nezaposlenih 1,6%. Od svih zaposlenih studenata, najveći je broj bio u području djelatnosti zdravstvene zaštite i socijalne skrbi (43,7%), u području javne uprave i obrane; obveznoga socijalnog osiguranja (16,6%), u području obrazovanja (10,0%), u području stručnih, znanstvenih i tehničkih djelatnosti (9,2%), u području financijskih djelatnosti i djelatnosti osiguranja (5,2%), u području trgovine na veliko i na malo; popravka motornih vozila i motocikla (3,5%), u području prerađivačke industrije (2,5%), u području djelatnosti informacija i komunikacija (1,8%), a svim ostalim područjima djelatnosti pripadalo ih je 7,5%.

Poslodavac je platio studij za 48,6% studenata, 47,8% studenata osobno je platilo studij, za 2,8% studenata studij je financiran iz državnog proračuna, a 0,8% pripadalo je kategoriji Ostalo.

## Studenti sveučilišnoga doktorskog studija

U ak. g. 2022./2023. sveučilišni doktorski studij upisalo je 4 728 doktoranada, a od toga 2 625 žena, što je iznosilo 55,5%.

Najviše doktoranada bilo je upisano na doktorski studij na Sveučilištu u Zagrebu, i to 63,1%, na Sveučilištu u Osijeku bilo ih je upisano 11,3%, na Sveučilištu u Rijeci 10,0%, na Sveučilištu u Splitu 6,6%, na Sveučilištu u Zadru 2,6%, na Sveučilištu Sjever, Koprivnica 2,3%, na Hrvatskome katoličkom sveučilištu 2,2%, na Sveučilištu u Dubrovniku 0,9%, na Sveučilištu u Slavanskom Brodu 0,8% te na Libertas međunarodnom sveučilištu 0,2%.

Promatrajući dobnu strukturu u petogodišnjim dobnim skupinama, najviše je doktoranada u skupini 25 – 29 godina (36,0%), a najmanje u skupini 55 i više godina (2,5%). U skupini 30 – 34 godine ima 22,5% doktoranada, u skupini 35 – 39 godina 15,1%, u skupini 40 – 44 godine 9,9%, u skupini 45 – 49 godina 6,9%, u skupini od 24 godine 2,7%, a u skupini 50 – 54 godine ima 4,4% doktoranada.

Promatrajući znanstvena područja na koja se odnose studiji, najviše doktoranada upisalo je doktorski studij iz područja društvenih znanosti (24,6%), slijedi područje tehničkih znanosti (23,7%), područje prirodnih znanosti (16,2%), područje biomedicine i zdravstva (15,2%), područje humanističkih znanosti (9,0%), interdisciplinarna područja znanosti (6,2%), područje biotehničkih znanosti (5,0%), a iz umjetničkog područja bilo je 0,1% doktoranada.

Prema prebivalištu, 94,7% doktoranada ima prebivalište u Republici Hrvatskoj, a 5,3% izvan nje, od kojih su najzastupljeniji državljani Bosne i Hercegovine te Kosova, a uglavnom su upisali doktorski studij na Sveučilištu u Zagrebu. Prema državljanstvu, od ukupnog broja doktoranada, 96,1% jesu državljani Republike Hrvatske, a 3,9% ih ima strano državljanstvo. Od svih doktoranada hrvatskih državljana, 93,1% ih je prethodno diplomiralo u Republici Hrvatskoj, a 6,9% izvan nje.

Zaposlenih je doktoranada 96,3%, a 3,7% ih je nezaposleno. Od svih zaposlenih doktoranada najviše ih je zaposleno u području obrazovanja, i to 42,5%. U području djelatnosti zdravstvene zaštite i socijalne skrbi zaposleno ih je 17,1%, u području stručnih, znanstvenih i tehničkih djelatnosti 15,7%, u području javne uprave i obrane, obveznoga socijalnog osiguranja 7,9%, u području informacija i komunikacija 3,6%, u području prerađivačke industrije 2,6%, u području ostalih uslužnih djelatnosti 2,1%, u području umjetnosti, zabave i rekreacije 1,8%, dok 6,7% zaposlenih pripada svim ostalim djelatnostima.

*Out of the total number of students, 98.4% were employed and 1.6% were unemployed. Out of the total number of employed students, the largest number were employed in Human health and social work activities (43.7%), in Public administration and defence; compulsory social security (16.6%), in Education (10.0%), in Professional, scientific and technical activities (9.2%), in Financial and insurance activities (5.2%), in Wholesale and retail trade; repair of motor vehicles and motorcycles (3.5%), in Manufacturing activities (2.5%) and in Information and communication activities (1.8%), while in all other activities they accounted for 7.5%.*

*Employers paid the costs of studies for 48.6% of students, 47.8% of students paid for the study themselves, 2.8% were supported from the State Budget, while 0.8% were classified in the category Other.*

## Students on university doctoral study

*In the 2022/2023 academic year, 4 728 students enrolled on doctoral studies, out of which 2 625 were women, which accounted for 55.5%.*

*The highest number of doctoral candidates was enrolled at the University of Zagreb, 63.1%, followed by 11.3% enrolled at the University of Osijek, 10.0% at the University of Rijeka, 6.6% at the University of Split, 2.6% at the University of Zadar, 2.3% at the University North, Koprivnica, 2.2% at the Catholic University of Croatia, Zagreb, 0.9% at the University of Dubrovnik, 0.8% at the University of Slavonski Brod and 0.2% at the Libertas International University.*

*Regarding age, the largest number of all doctoral candidates was classified in the 25 – 29 age group (36.0%) and the smallest one in the 55-and-over age group (2.5%). There were 22.5% of doctoral candidates in the 30 – 34 age group, 15.1% in the 35 – 39 age group, 9.9% in the 40 – 44 age group, 6.9% in the 45 – 49 age group, 2.7% in the under-24 age group, and, finally, 4.4% in the 50 – 54 age group.*

*According to the scientific field of studies, the most often chosen field was Social sciences (24.6%), followed by Engineering (23.7%), Natural sciences (16.2%), Biomedicine and health (15.2%), Humanities (9.0%), Interdisciplinary fields of science (6.2%), Biotechnical sciences (5.0%) and Artistic field (0.1%).*

*By the country of usual residence, 94.7% of doctoral candidates were the residents of the Republic of Croatia and 5.3% were the residents of other countries, among which the most represented were the residents of Bosnia and Herzegovina and Kosovo, who mostly enrolled on doctoral studies at the University of Zagreb. By citizenship, out of the total number of doctoral candidates, 96.1% of them were the citizens of the Republic of Croatia, while 3.9% were foreign citizens. Out of the total number of doctoral candidates who were the citizens of the Republic of Croatia, 93.1% had previously graduated in the Republic of Croatia and 6.9% in other countries.*

*Out of the total number of doctoral candidates, 96.3% of them were employed and 3.7% were unemployed. By activities, the largest number of doctoral candidates were employed in Education, as much as 42.5%, followed by those employed in Health and social welfare, 17.1%, in Professional, scientific and technical activities, 15.7%, in Public administration and defence; compulsory social security, 7.9%, in Information and communication, 3.6%, in Manufacturing, 2.6%, in Other service activities, 2.1%, and in Arts, entertainment and recreation, 1.8%, while 6.7% of employed doctoral candidates were employed in all other activities.*

Od ukupnog broja doktoranada, 47,4% sami su platili doktorski studij. Za 39,1% doktoranada troškove studija platio je poslodavac, za 10,7% doktoranada studij je financiran iz državnog proračuna, a za 2,8% način plaćanja studija pripada kategoriji Ostalo.

### III. STUDENTSKI DOMOVI

U ak. g. 2022./2023 radila su 24 studentska doma.

U studentskim domovima u ak. g. 2022./2023. bilo je smješteno 13 986 studenata, dok je broj studenata koji nisu primljeni zbog popunjenoga kapaciteta bio 4 673. Udio studentica korisnica studentskih domova bio je 62,8%.

U ak. g. 2022./2023. u studentskim domovima bilo je 539 zaposlenika. Udio žena bio je 71,1%.

*Out of the total number of doctoral candidates, 47.4% of them paid their doctoral study themselves, 39.1% were supported by the employer, 10.7% were supported from the State Budget and 2.8% belonged to the category Other.*

### III. STUDENTS' BOARDING HOMES

*In the 2022/2023 academic year, there were 24 active students' boarding homes.*

*In the 2022/2023 academic year, there were 13 986 students accommodated in students' boarding homes, while the number of students who were not admitted due to full capacity amounted to 4 673. The share of female students was 62.8%.*

*In the 2022/2023 academic year, 539 persons were employed in students' boarding homes. The share of women was 71.1%.*



**I. DODIPLOMSKI, PRIJEDIPLOMSKI I DIPLOMSKI STUDIJ**  
*UNDERGRADUATE PROFESSIONAL STUDY, UNDERGRADUATE  
UNIVERSITY STUDY AND GRADUATE UNIVERSITY STUDY*



**1. UPISANI STUDENTI PREMA VISOKIM UČILIŠTIMA OD AK. G. 2018./2019. DO 2022./2023.**
**STUDENTS ENROLLED, BY INSTITUTIONS OF HIGHER EDUCATION, 2018/2019 – 2022/2023 ACADEMIC YEARS**

	2018./2019.		2019./2020.		2020./2021.		2021./2022.		2022./2023.		
	ukupno Total	1. godina 1st year	ukupno Total	1. godina 1st year	ukupno Total	1. godina 1st year	ukupno Total	1. godina 1st year	ukupno Total	1. godina 1st year	
Visoka učilišta	158 955	59 060	156 325	56 946	155 627	55 038	154 894	55 511	151 827	53 625	<i>Institutions of higher education</i>
Visoke škole	6 959	2 470	6 605	2 233	6 418	2 195	6 045	2 096	2 676	1 026	<i>Schools of professional higher education</i>
Politehnika Pula – Visoka tehničko-poslovna škola, Pula – Pola	205	81	-	-	-	-	-	-	-	-	<i>Accredited Technical College – Polytechnic Studies, Pula – Pola</i>
Visoko učilište Algebra – Visoka škola za primijenjeno računalstvo, Zagreb	1 161	503	1 310	578	1 446	590	1 553	686	1 831	782	<i>University College for Applied Computer Engineering, Zagreb</i>
Visoka škola menadžmenta i sigurnosti Securus, Pula	59	18	61	-	23	-	-	-	-	-	<i>College of Management and Security Securus, Pula</i>
Visoko gospodarsko učilište u Križevcima <sup>1)</sup>	392	99	396	99	381	119	333	128	-	-	<i>School of Professional Higher Education in Agriculture, Križevci<sup>1)</sup></i>
Visoka škola Ivanić Grad, Ivanić Grad <sup>2)</sup>	40	40	76	40	111	40	147	57	-	-	<i>College Ivanić Grad, Ivanić Grad<sup>2)</sup></i>
RIT Croatia, Dubrovnik	680	163	854	212	811	205	766	172	790	222	<i>RIT Croatia, Dubrovnik</i>
Zagrebačka škola ekonomije i menadžmenta, Zagreb <sup>3)</sup>	766	251	619	200	465	154	644	259	-	-	<i>Zagreb School of Economics and Management, Zagreb<sup>3)</sup></i>
RRiF Visoka škola za financijski menadžment, Zagreb <sup>4)</sup>	147	55	146	41	105	43	121	44	-	-	<i>RRiF School of Professional Higher Education for Financial Management, Zagreb<sup>4)</sup></i>
Visoka škola za informacijske tehnologije, Zagreb <sup>5)</sup>	543	140	468	107	453	75	438	96	-	-	<i>College of Information Technology, Zagreb<sup>5)</sup></i>
Visoka škola za menadžment u turizmu i informatici, Virovitica <sup>6)</sup>	418	200	381	169	372	168	-	-	-	-	<i>School of Professional Higher Education for Management in Tourism and Informatics, Virovitica<sup>6)</sup></i>
Visoka poslovna škola Minerva, Dugopolje	37	-	-	-	-	-	-	-	-	-	<i>Minerva Business College, Dugopolje</i>
Visoka škola za ekonomiju, poduzetništvo i upravljanje Nikola Šubić Zrinski, Zagreb <sup>7)</sup>	245	79	255	75	-	-	-	-	-	-	<i>College of Economics, Entrepreneurship and Management Nikola Šubić Zrinski, Zagreb<sup>7)</sup></i>
Visoka škola za menadžment i dizajn Aspira, Split <sup>8)</sup>	478	253	520	213	635	274	601	206	-	-	<i>College of Management and Design Aspira, Split<sup>8)</sup></i>
Visoka škola međunarodnih odnosa i diplomacije Dag Hammarskjöld, Zagreb <sup>9)</sup>	133	67	12	-	-	-	-	-	-	-	<i>University College of International Relations and Diplomacy Dag Hammarskjöld, Zagreb<sup>9)</sup></i>
Visoko učilište Effectus – Visoka škola za financije i pravo, Zagreb <sup>10)</sup>	580	129	542	142	437	135	386	92	-	-	<i>Effectus, School of Professional Higher Education in Finances and Law, Zagreb<sup>10)</sup></i>

1) Od 2022. Veleučilište u Križevcima

2) Od 2022. Veleučilište Ivanić-Grad

3) Od 2022. u sastavu visokih učilišta

4) Od 2022. Veleučilište RRiF

5) Od 2022. Veleučilište suvremenih informacijskih tehnologija

6) Od 2021. Veleučilište u Virovitici

7) Od 2019. u sastavu Europske poslovne škole, Zagreb

8) Od 2022. postaje Veleučilište Aspira, Split.

9) Od 2019. u sastavu Sveučilišta Libertas

10) Od 2022. Effectus veleučilište, Zagreb

1) Since 2022, Križevci University of Applied Sciences.

2) Since 2022, Ivanić Grad University of Applied Sciences.

3) Since 2022, as part of schools of higher education.

4) Since 2022, University of Applied Sciences RRiF, Zagreb.

5) Since 2022, VsiTe – College for Information Technology, Zagreb.

6) Since 2021, Polytechnic in Virovitica.

7) Since 2019, joined the European Business School, Zagreb.

8) Since 2022 Aspira University of Applied Sciences, Split.

9) Since 2019, joined the Libertas International University, Zagreb.

10) Since 2022, Effectus University of Applied Sciences.

**1. UPISANI STUDENTI PREMA VISOKIM UČILIŠTIMA OD AK. G. 2018./2019. DO 2022./2023.**
**STUDENTS ENROLLED, BY INSTITUTIONS OF HIGHER EDUCATION, 2018/2019 – 2022/2023 ACADEMIC YEARS**

 (nastavak)  
 (continued)

	2018./2019.		2019./2020.		2020./2021.		2021./2022.		2022./2023.		
	Ukupno Total	I. godina 1 <sup>st</sup> year	ukupno Total	I. godina 1 <sup>st</sup> year	ukupno Total	I. godina 1 <sup>st</sup> year	ukupno Total	I. godina 1 <sup>st</sup> year	ukupno Total	I. godina 1 <sup>st</sup> year	
Visoka škola za inspekcijski i kadrovski menadžment u pomorstvu, Split <sup>11)</sup>	101	22	91	14	80	17	67	15	-	-	College of Inspection and Personnel Maritime Management, Split <sup>11)</sup>
Visoka poslovna škola Par, Rijeka <sup>12)</sup>	90	36	102	52	120	58	115	58	-	-	Business School Par, Rijeka <sup>12)</sup>
Edward Bernays Visoka škola za komunikacijski menadžment, Zagreb <sup>13)</sup>	347	145	284	121	338	145	379	128	-	-	Edward Bernays College of Communication Management, Zagreb <sup>13)</sup>
Europska poslovna škola, Zagreb	-	-	-	-	200	20	82	1	-	-	European Business School, Zagreb
Visoka policijska škola, Zagreb <sup>14)</sup>	514	183	454	156	395	133	364	140	-	-	Police Academy, Zagreb <sup>14)</sup>
Adventističko teološko visoko učilište, Maruševac	6	1	11	5	16	5	17	5	21	10	Adriatic Union College, Maruševac
Visoko evanđeosko teološko učilište, Osijek	17	5	23	9	30	14	32	9	34	12	Evangelical Theological Seminary, Osijek
<b>Veleučilišta</b>	<b>22 249</b>	<b>7 717</b>	<b>23 496</b>	<b>8 417</b>	<b>20 196</b>	<b>6 943</b>	<b>20 191</b>	<b>6 648</b>	<b>21 962</b>	<b>7 425</b>	<b>Polytechnics</b>
Veleučilište u Bjelovaru	736	258	780	282	812	279	803	257	749	227	Bjelovar University of Applied Sciences
Međimursko veleučilište u Čakovcu	910	214	775	216	681	204	587	174	542	159	Polytechnic of Međimurje in Čakovec
Veleučilište Nikola Tesla u Gospiću	330	93	264	63	235	71	214	68	198	59	Polytechnic Nikola Tesla in Gospić
Veleučilište Ivanić-Grad	-	-	-	-	-	-	-	-	166	68	Ivanić Grad University of Applied Sciences
Veleučilište u Karlovcu	1 366	672	2 226	468	2 013	412	1 688	339	1 434	285	Polytechnic in Karlovac
Veleučilište Marko Marulić u Kninu	289	100	279	115	288	139	296	115	273	103	Polytechnic Marko Marulić in Knin
Veleučilište Hrvatsko zagorje u Krapini	125	32	176	101	232	94	285	95	314	110	Polytechnic Hrvatsko Zagorje in Krapina
Veleučilište u Križevcima	-	-	-	-	-	-	-	-	337	118	Križevci University of Applied Sciences
Veleučilište u Požezi	892	190	834	197	805	223	764	207	-	-	Polytechnic in Požega
Istarsko veleučilište u Puli – Pola <sup>15)</sup>	-	-	106	22	84	30	72	27	74	22	Istrian University of Applied Sciences in Pula – Pola <sup>15)</sup>
Veleučilište Par, Rijeka	-	-	-	-	-	-	-	-	123	66	Par University of Applied Sciences, Rijeka
Veleučilište u Rijeci	1 798	634	1 745	571	1 628	541	1 542	513	1 368	479	Polytechnic in Rijeka
Veleučilište u Slavonskom Brodu <sup>16)</sup>	1 043	414	989	363	-	-	-	-	-	-	Polytechnic in Slavonski Brod <sup>16)</sup>
Veleučilište Arca, Split	-	-	-	-	-	-	-	-	52	22	University College Arca, Split
Veleučilište Aspira, Split	-	-	-	-	-	-	-	-	727	295	Aspira University of Applied Sciences, Split
Veleučilište u Šibeniku	812	358	737	317	712	307	645	286	568	231	Polytechnic in Šibenik
Veleučilište u Velikoj Gorici	1 734	544	1 613	555	1 026	579	1 695	480	1 159	371	Polytechnic in Velika Gorica
Veleučilište u Virovitici	-	-	-	-	-	-	348	152	328	137	Polytechnic in Virovitica
Veleučilište Lavoslav Ružička u Vukovaru	853	267	852	322	903	334	922	335	921	304	Polytechnic Lavoslav Ružička in Vukovar
Veleučilište Edward Bernays, Zagreb	-	-	-	-	-	-	-	-	335	132	Edward Bernays University of Applied Sciences, Zagreb
Veleučilište Effectus, Zagreb	-	-	-	-	-	-	-	-	386	98	Effectus University of Applied Sciences, Zagreb

11) Od 2022. Veleučilište Aspira, Split

12) Od 2022. Veleučilište Par, Rijeka

13) Od 2022. Veleučilište Edward Bernays, Zagreb

14) Od 2022. Veleučilište kriminalistike i javne sigurnosti, Zagreb

15) Do 2018./2019. pod nazivom Politehnika Pula – Visoka tehničko-poslovna škola, Pula – Pola

16) Od 2019. u sastavu Sveučilišta u Slavonskom Brodu

11) Since 2022, Aspira University of Applied Sciences, Split.

12) Since 2022, Par University of Applied Sciences, Rijeka.

13) since 2022, Edward Bernays University of Applied Sciences, Zagreb.

14) Since 2022, University of Applied Sciences in Criminal Investigation and Public Security.

15) Until 2018/2019, the Accredited Technical College – Polytechnic Studies Pula – Pola.

16) Since 2019, part of the University of Slavonski Brod.

**1. UPISANI STUDENTI PREMA VISOKIM UČILIŠTIMA OD AK. G. 2018./2019. DO 2022./2023.**
**STUDENTS ENROLLED, BY INSTITUTIONS OF HIGHER EDUCATION, 2018/2019 – 2022/2023 ACADEMIC YEARS**

 (nastavak)  
 (continued)

	2018./2019.		2019./2020.		2020./2021.		2021./2022.		2022./2023.		
	ukupno Total	1. godina 1 <sup>st</sup> year	ukupno Total	1. godina 1 <sup>st</sup> year	ukupno Total	1. godina 1 <sup>st</sup> year	ukupno Total	1. godina 1 <sup>st</sup> year	ukupno Total	1. godina 1 <sup>st</sup> year	
Veleučilište kriminalistike i javne sigurnosti, Zagreb	-	-	-	-	-	-	-	-	368	157	University of Applied Sciences in Criminal Investigation and Public Security, Zagreb
Veleučilište RRiF, Zagreb	-	-	-	-	-	-	-	-	120	53	University of Applied Sciences RRiF, Zagreb
VSITE – Veleučilište suvremenih informacijskih tehnologija, Zagreb	-	-	-	-	-	-	-	-	428	63	VsiTe – College for Information Technology, Zagreb
Tehničko veleučilište u Zagrebu	3 895	1 548	4 184	1 794	4 332	1 780	4 201	1 629	4 394	1 808	Technical Polytechnic in Zagreb
Zagrebačka škola ekonomije i menadžmenta, Zagreb	-	-	-	-	-	-	-	-	742	300	Zagreb School of Economics and Management, Zagreb
Zdravstveno veleučilište u Zagrebu	4 212	1 327	4 215	1 416	4 270	1 221	4 202	1 353	4 193	1 262	University of Applied Health Studies in Zagreb
Veleučilište Vern u Zagrebu <sup>17)</sup>	1 468	459	1 396	479	-	-	-	-	-	-	Vern University of Applied Sciences in Zagreb <sup>17)</sup>
Poslovno veleučilište Zagreb	394	131	392	164	349	103	295	93	231	75	Zagreb School of Business, Zagreb
Veleučilište Baltazar, Zaprešić	1 392	476	1 933	972	1 826	626	1 632	525	1 432	421	University of Applied Sciences Baltazar, Zaprešić
Fakulteti	127 143	48 044	123 594	45 463	126 324	45 003	125 910	45 866	124 403	44 315	Faculties
Stručni studij	18 275	6 713	18 022	7 104	20 078	7 036	19 598	7 022	19 942	7 162	Professional study
Građevinski i arhitektonski fakultet, Osijek	296	116	284	136	296	140	302	127	335	160	Faculty of Civil Engineering and Architecture, Osijek
Građevinski fakultet, Rijeka	259	99	277	162	337	168	347	164	363	154	Faculty of Civil Engineering, Rijeka
Fakultet građevinarstva, arhitekture i geodezije, Split	132	58	137	61	132	56	135	63	134	62	Faculty of Civil Engineering, Architecture and Geodesy, Split
Tehnički fakultet, Rijeka	384	10	279	2	188	-	133	-	96	-	Faculty of Engineering, Rijeka
Fakultet elektrotehnike, strojarstva i brodogradnje, Split	470	206	503	236	507	243	440	191	396	180	Faculty of Electrical Engineering and Naval Architecture, Split
Fakultet elektrotehnike, računarstva i informacijskih tehnologija, Osijek	462	171	429	172	416	148	455	178	452	172	Engineering, Computer Science and Information Technology, Osijek
Metalurški fakultet, Sisak	8	4	11	4	9	3	8	3	7	6	Faculty of Metallurgy, Sisak
Kemijsko-tehnološki fakultet, Split	54	28	32	9	18	1	9	-	3	-	Faculty of Chemistry and Technology, Split
Tekstilno-tehnološki fakultet, Zagreb – studijska jedinica Varaždin	39	11	24	3	23	12	13	5	11	3	Faculty of Textile Technology, Zagreb – Department in Varaždin
Fakultet zdravstvenih studija, Rijeka	609	191	589	204	604	178	574	180	532	119	Faculty of Health Studies, Rijeka
Fakultet agrobiotehničkih znanosti, Osijek	29	4	22	8	12	2	6	-	83	31	Faculty of Agrobiotechnical Sciences, Osijek
Fakultet agrobiotehničkih znanosti, Osijek – stručni studij poljoprivrede u Vinkovcima	151	25	90	7	45	12	22	-	16	-	Faculty of Agrobiotechnical Sciences, Osijek – Professional Study in Agriculture, Vinkovci
Fakultet šumarstva i drvne tehnologije, Zagreb	39	28	30	13	84	63	93	61	83	43	Faculty of Forestry and Wood Technology, Zagreb
Ekonomski fakultet, Osijek	236	87	170	14	113	-	37	-	17	-	Faculty of Economics, Osijek
Ekonomski fakultet, Split	929	414	892	411	769	269	621	276	826	409	Faculty of Economics, Split
Ekonomski fakultet, Zagreb	1 692	582	2 092	893	2 427	1 001	2 745	936	3 024	1 138	Faculty of Economics and Business, Zagreb
Fakultet za menadžment u turizmu i ugostiteljstvu, Opatija	4	-	1	-	-	-	-	-	-	-	Faculty of Tourism and Hospitality Management, Opatija

17) Od 2019. u sastavu Sveučilišta Vern

17) Since 2019, part of the Vern University.

**1. UPISANI STUDENTI PREMA VISOKIM UČILIŠTIMA OD AK. G. 2018./2019. DO 2022./2023.**
**STUDENTS ENROLLED, BY INSTITUTIONS OF HIGHER EDUCATION, 2018/2019 – 2022/2023 ACADEMIC YEARS**

 (nastavak)  
 (continued)

	2018./2019.		2019./2020.		2020./2021.		2021./2022.		2022./2023.		
	ukupno Total	1. godina 1 <sup>st</sup> year	ukupno Total	1. godina 1 <sup>st</sup> year	ukupno Total	1. godina 1 <sup>st</sup> year	ukupno Total	1. godina 1 <sup>st</sup> year	ukupno Total	1. godina 1 <sup>st</sup> year	
Fakultet turizma i ruralnog razvoja u Požegi	-	-	-	-	-	-	-	-	591	91	Faculty of Tourism and Rural Development, Požega
Fakultet za menadžment u turizmu i ugostiteljstvu, Opatija – centar u Zaboku	3	-	1	-	-	-	-	-	-	-	Faculty of Tourism and Hospitality Management, Opatija – Department in Zabok
Fakultet organizacije i informatike, Varaždin	865	293	809	296	774	234	674	202	665	274	Faculty of Organisation and Informatics, Varaždin
Pravni fakultet, Osijek	703	247	539	226	318	105	497	153	421	181	Faculty of Law, Osijek
Pravni fakultet, Rijeka	411	122	467	192	391	85	367	140	303	59	Faculty of Law, Rijeka
Pravni fakultet, Split	988	363	932	317	844	253	757	217	667	179	Faculty of Law, Split
Pravni fakultet, Zagreb	1 357	570	1 246	522	1 189	451	1 034	381	920	318	Faculty of Law, Zagreb
Kineziološki fakultet, Split	408	145	438	174	464	167	453	155	394	100	Faculty of Kinesiology, Split
Kineziološki fakultet, Zagreb	1 130	226	1 115	296	1 155	236	1 169	273	1 153	220	Faculty of Kinesiology, Zagreb
Sveučilište u Dubrovniku	285	96	243	93	275	111	308	118	282	93	University of Dubrovnik
Sveučilište u Puli – Pola	564	162	522	75	469	116	404	129	346	111	University of Pula – Pola
Sveučilište u Slavonskom Brodu	-	-	-	-	911	341	848	324	677	222	University of Slavonski Brod
Sveučilište u Splitu – Sveučilišni odjel za stručne studije	2 255	936	2 164	916	2 120	843	2 178	903	2 141	855	University of Split – University Department of Professional Studies
Sveučilište Vern	-	-	-	-	1 250	308	1 078	311	1 219	377	Vern University
Sveučilište u Zadru	53	18	64	26	85	47	90	47	106	55	University of Zadar
Sveučilište Sjever, Koprivnica	2 401	1 047	2 632	1 194	2 741	1 158	2 760	1 173	2 757	1 186	University North, Koprivnica
Libertas međunarodno sveučilište, Zagreb	1 013	454	962	442	1 095	285	1 033	312	922	364	Libertas International University, Zagreb
Katolički bogoslovni fakultet, Zagreb – Institut za teološku kulturu	46	-	26	-	17	-	8	-	-	-	Catholic Theological Faculty, Zagreb – Institute for Theological Culture
Sveučilišni studij	108 868	41 331	105 572	38 359	106 246	37 967	106 312	38 844	104 461	37 153	University study
Prirodoslovno-matematički fakultet, Split	852	326	877	335	906	402	971	409	1 013	421	Faculty of Science, Split
Prirodoslovno-matematički fakultet, Zagreb	4 045	1 530	3 852	1 397	3 734	1 331	3 511	1 286	3 316	1 197	Faculty of Science, Zagreb
Odjel za matematiku Sveučilišta u Osijeku	515	169	490	160	484	129	461	132	482	143	Department of Mathematics of University of Osijek
Fakultet za matematiku Sveučilišta u Rijeci	191	79	180	56	180	61	166	54	154	52	Faculty of Mathematics of University of Rijeka
Odjel za fiziku Sveučilišta u Osijeku	117	37	101	29	93	45	79	17	82	26	Department of Physics of University of Osijek
Fakultet za fiziku Sveučilišta u Rijeci	157	59	144	53	128	43	113	34	102	27	Faculty of Physics of University of Rijeka
Odjel za kemiju Sveučilišta u Osijeku	192	65	177	64	164	57	167	68	156	51	Department of Chemistry of University of Osijek
Odjel za biologiju Sveučilišta u Osijeku	290	121	278	97	282	110	266	102	255	90	Department of Biology of University of Osijek
Arhitektonski fakultet, Zagreb	994	422	988	396	1 000	458	1 007	424	1 056	422	Faculty of Architecture, Zagreb
Građevinski i arhitektonski fakultet, Osijek	708	256	732	291	760	275	757	248	786	245	Faculty of Civil Engineering and Architecture, Osijek
Građevinski fakultet, Rijeka	426	203	400	176	409	201	417	203	424	216	Faculty of Civil Engineering, Rijeka
Građevinski fakultet, Zagreb	1 265	603	1 226	588	1 224	627	1 289	624	1 295	560	Faculty of Civil Engineering, Zagreb
Fakultet građevinarstva, arhitekture i geodezije, Split	823	425	828	347	844	315	877	362	904	342	Faculty of Civil Engineering, Architecture and Geodesy, Split
Geodetski fakultet, Zagreb	526	211	528	220	525	205	509	184	537	223	Faculty of Geodesy, Zagreb

**1. UPISANI STUDENTI PREMA VISOKIM UČILIŠTIMA OD AK. G. 2018./2019. DO 2022./2023.**
**STUDENTS ENROLLED, BY INSTITUTIONS OF HIGHER EDUCATION, 2018/2019 – 2022/2023 ACADEMIC YEARS**

 (nastavak)  
 (continued)

	2018./2019.		2019./2020.		2020./2021.		2021./2022.		2022./2023.		
	ukupno Total	l. godina 1 <sup>st</sup> year	ukupno Total	l. godina 1 <sup>st</sup> year	ukupno Total	l. godina 1 <sup>st</sup> year	ukupno Total	l. godina 1 <sup>st</sup> year	ukupno Total	l. godina 1 <sup>st</sup> year	
Geotehnički fakultet, Varaždin	263	103	221	99	195	87	161	68	123	53	Faculty of Geotechnical Engineering, Varaždin
Grafički fakultet, Zagreb	581	261	592	287	653	308	742	313	810	344	Faculty of Graphic Arts, Zagreb
Strojarski fakultet u Slavonskom Brodu <sup>(6)</sup>	941	309	943	305	-	-	-	-	-	-	Faculty of Mechanical Engineering, Slavonski Brod <sup>(6)</sup>
Fakultet strojarstva i brodogradnje, Zagreb	2 304	1 081	2 345	968	2 445	990	2 534	924	2 539	1 173	Faculty of Mechanical Engineering and Naval Architecture, Zagreb
Tehnički fakultet, Rijeka	1 781	536	1 686	478	1 656	501	1 555	497	1 454	444	Faculty of Engineering, Rijeka
Fakultet elektrotehnike, strojarstva i brodogradnje, Split	1 856	940	1 841	937	1 774	847	1 741	849	1 719	904	Faculty of Electrical Engineering, Mechanical Engineering and Naval Architecture, Split
Fakultet elektrotehnike, računarstva i informacijskih tehnologija, Osijek	1 250	496	1 259	527	1 275	512	1 253	497	1 277	571	Faculty of Electrical Engineering, Computer Science and Information Technology, Osijek
Fakultet elektrotehnike i računarstva, Zagreb	3 417	1 519	3 465	1 612	3 589	1 664	3 699	1 775	3 704	1 848	Faculty of Electrical Engineering and Computing, Zagreb
Fakultet prometnih znanosti, Zagreb	1 755	799	1 556	611	1 601	742	1 603	758	1 511	773	Faculty of Transport and Traffic Engineering, Zagreb
Rudarsko-geološko-naftni fakultet, Zagreb	758	312	665	269	609	213	604	275	568	292	Faculty of Mining, Geology and Petroleum Engineering, Zagreb
Metalurški fakultet, Sisak	78	33	111	70	133	69	124	50	135	73	Faculty of Metallurgy, Sisak
Kemijsko-tehnološki fakultet, Split	529	264	529	280	523	262	493	235	442	212	Faculty of Chemistry and Technology, Split
Fakultet kemijskog inženjerstva i tehnologije, Zagreb	1 113	589	1 093	548	1 094	594	1 100	578	1 096	473	Faculty of Chemical Engineering and Technology, Zagreb
Tekstilno-tehnološki fakultet, Zagreb	740	224	572	167	537	225	511	220	437	192	Faculty of Textile Technology, Zagreb
Pomorski fakultet, Rijeka	1 962	622	1 870	593	1 743	535	1 639	507	1 491	445	Faculty of Maritime Studies, Rijeka
Pomorski fakultet, Split	1 463	532	1 430	523	1 383	521	1 365	519	1 264	477	Faculty of Maritime Studies, Split
Sveučilište u Zagrebu	493	198	484	186	460	161	437	163	390	147	University of Zagreb
Medicinski fakultet, Osijek	738	148	635	142	609	139	653	197	648	160	Faculty of Medicine, Osijek
Medicinski fakultet, Rijeka	1 216	312	1 251	324	1 092	248	1 175	291	1 253	290	Faculty of Medicine, Rijeka
Medicinski fakultet, Split	1 146	228	1 184	232	1 189	221	1 203	233	1 211	237	Faculty of Medicine, Split
Medicinski fakultet, Zagreb	2 373	457	2 347	487	2 325	428	2 285	450	2 268	476	Faculty of Medicine, Zagreb
Fakultet za dentalnu medicinu i zdravstvo, Osijek	1 167	414	1 134	483	1 225	430	1 196	417	1 103	392	Faculty of Dental Medicine and Health, Osijek
Fakultet dentalne medicine, Rijeka	-	-	-	-	213	62	231	51	254	46	Faculty of Dental Medicine, Rijeka
Fakultet zdravstvenih studija, Rijeka	266	87	229	104	268	98	260	102	322	169	Faculty of Health Studies, Rijeka
Sveučilišni odjel zdravstvenih studija, Split	479	143	500	167	551	180	666	266	735	248	University Department for Health Studies, Split
Stomatološki fakultet, Zagreb	634	131	630	129	620	120	612	112	643	128	Faculty of Dental Medicine, Zagreb
Farmaceutsko-biokemijski fakultet, Zagreb	989	221	993	223	1 029	209	1 026	217	1 012	230	Faculty of Pharmacy and Biochemistry, Zagreb
Odjel za biotehnologiju Sveučilišta u Rijeci	247	95	243	94	252	93	254	98	252	82	Department of Biotechnology of University of Rijeka
Veterinarski fakultet, Zagreb	934	215	961	204	977	193	986	213	1 013	213	Faculty of Veterinary Medicine, Zagreb
Prehrambeno-tehnološki fakultet, Osijek	761	229	723	238	706	217	654	194	581	146	Faculty of Food Technology, Osijek

**1. UPISANI STUDENTI PREMA VISOKIM UČILIŠTIMA OD AK. G. 2018./2019. DO 2022./2023.**
**STUDENTS ENROLLED, BY INSTITUTIONS OF HIGHER EDUCATION, 2018/2019 – 2022/2023 ACADEMIC YEARS**

 (nastavak)  
 (continued)

	2018./2019.		2019./2020.		2020./2021.		2021./2022.		2022./2023.		
	ukupno Total	1. godina 1 <sup>st</sup> year	ukupno Total	1. godina 1 <sup>st</sup> year	ukupno Total	1. godina 1 <sup>st</sup> year	ukupno Total	1. godina 1 <sup>st</sup> year	ukupno Total	1. godina 1 <sup>st</sup> year	
Prehrambeno-biotehnoški fakultet, Zagreb	1 100	426	1 095	406	1 086	428	1 087	416	1 046	413	Faculty of Food Technology and Biotechnology, Zagreb
Fakultet agrobiotehničkih znanosti, Osijek	1 149	399	1 064	396	1 050	422	1 008	327	912	316	Faculty of Agro-Biotechnical Sciences, Osijek
Fakultet turizma i ruralnog razvoja u Požezi	-	-	-	-	-	-	-	-	29	29	Faculty of Tourism and Rural Development, Požega
Agronomski fakultet, Zagreb	2 142	994	1 762	871	1 754	830	1 688	936	1 573	833	Faculty of Agriculture, Zagreb
Sveučilišni odjel za studije mora, Split	156	58	151	51	148	43	151	42	152	58	University Department for Maritime Studies, Split
Fakultet šumarstva i drvne tehnologije, Zagreb	736	356	622	273	692	386	737	436	679	386	Faculty of Forestry and Wood Technology, Zagreb
Ekonomski fakultet, Osijek	1 867	661	1 860	716	1 858	714	1 831	676	1 643	570	Faculty of Economics, Osijek
Ekonomski fakultet, Rijeka	2 055	746	2 091	749	2 043	783	2 127	819	2 078	728	Faculty of Economics and Business, Rijeka
Ekonomski fakultet, Split	1 633	745	1 591	696	1 439	527	1 246	571	1 507	725	Faculty of Economics, Split
Ekonomski fakultet, Zagreb	6 427	3 624	6 374	3 080	6 531	2 476	6 872	2 355	6 711	2 292	Faculty of Economics and Business, Zagreb
Fakultet za menadžment u turizmu i ugostiteljstvu, Opatija	1 362	560	1 315	515	1 321	523	1 288	509	1 272	535	Faculty of Tourism and Hospitality Management, Opatija
Fakultet za menadžment u turizmu i ugostiteljstvu, Opatija – centar Zabok	676	148	673	143	709	149	649	103	618	104	Faculty of Tourism and Hospitality Management, Opatija – Department in Zabok
Fakultet organizacije i informatike, Varaždin	1 836	864	1 701	760	1 749	826	1 810	820	1 786	846	Faculty of Organisation and Informatics, Varaždin
Fakultet informatike i digitalnih tehnologija, Rijeka	381	130	365	96	380	121	390	121	424	135	Faculty of Informatics and Digital Technologies of University of Rijeka
Pravni fakultet, Osijek	1 617	360	1 480	273	1 505	335	1 470	302	1 387	309	Faculty of Law, Osijek
Pravni fakultet, Rijeka	1 049	299	1 002	254	968	248	962	223	937	239	Faculty of Law, Rijeka
Pravni fakultet, Split	1 804	326	1 605	267	1 509	245	1 340	225	1 242	183	Faculty of Law, Split
Pravni fakultet, Zagreb	5 212	1 854	4 966	1 642	4 860	1 526	4 732	1 548	4 386	1 413	Faculty of Law, Zagreb
Fakultet političkih znanosti, Zagreb	1 370	622	1 291	564	1 293	582	1 282	555	1 271	559	Faculty of Political Sciences, Zagreb
Kineziološki fakultet, Split	383	140	358	141	379	155	376	143	381	145	Faculty of Kinesiology, Split
Kineziološki fakultet, Zagreb	1 310	351	1 304	348	1 297	349	1 326	376	1 334	373	Faculty of Kinesiology, Zagreb
Kineziološki fakultet, Osijek	-	-	-	-	233	108	318	146	365	157	Faculty of Kinesiology, Osijek
Fakultet za odgojne i obrazovne znanosti, Osijek	811	253	883	252	814	237	872	288	953	350	Faculty of Educational Sciences, Osijek
Fakultet za odgojne i obrazovne znanosti, Osijek – studij u Slavonskom Brodu	474	162	479	167	-	-	-	-	-	-	Faculty of Educational Sciences, Osijek Department in Slavonski Brod
Učiteljski fakultet, Rijeka	467	149	485	175	519	186	570	190	566	171	Faculty of Teacher Education, Rijeka
Učiteljski fakultet, Zagreb	1 591	472	1 717	473	1 757	550	1 738	487	1 724	512	Faculty of Teacher Education, Zagreb
Učiteljski fakultet, Zagreb – centar u Čakovcu	587	143	548	109	537	149	556	138	535	169	Faculty of Teacher Education, Zagreb – Department in Čakovec
Učiteljski fakultet, Zagreb – centar u Petrinji	493	153	545	128	535	163	552	169	560	165	Faculty of Teacher Education, Zagreb – Department in Petrinja
Edukacijsko-rehabilitacijski fakultet, Zagreb	819	302	865	349	945	381	964	314	943	347	Faculty of Education and Rehabilitation Sciences, Zagreb
Filozofski fakultet, Osijek	1 276	498	1 268	488	1 237	480	1 253	478	1 212	430	Faculty of Humanities and Social Sciences, Osijek
Filozofski fakultet, Rijeka	1 346	422	1 376	467	1 278	419	1 211	405	1 223	400	Faculty of Humanities and Social Sciences, Rijeka



**1. UPISANI STUDENTI PREMA VISOKIM UČILIŠTIMA OD AK. G. 2018./2019. DO 2022./2023.**
**STUDENTS ENROLLED, BY INSTITUTIONS OF HIGHER EDUCATION, 2018/2019 – 2022/2023 ACADEMIC YEARS**

 (nastavak)  
 (continued)

	2018./2019.		2019./2020.		2020./2021.		2021./2022.		2022./2023.		
	ukupno Total	1. godina 1 <sup>st</sup> year	ukupno Total	1. godina 1 <sup>st</sup> year	ukupno Total	1. godina 1 <sup>st</sup> year	ukupno Total	1. godina 1 <sup>st</sup> year	ukupno Total	1. godina 1 <sup>st</sup> year	
Filozofski fakultet, Split	1 296	428	1 346	479	1 345	454	1 367	496	1 408	493	<i>Faculty of Humanities and Social Sciences, Split</i>
Filozofski fakultet, Zagreb	6 428	1 859	6 105	1 759	6 148	1 760	6 116	1 761	5 963	1 546	<i>Faculty of Humanities and Social Sciences, Zagreb</i>
Fakultet hrvatskih studija, Zagreb	1 222	464	1 239	535	1 302	543	1 330	542	1 329	505	<i>Faculty of Croatian Studies, Zagreb</i>
Sveučilišni odjel za forenzične znanosti, Split	100	37	122	58	154	72	270	162	338	144	<i>University Department of Forensic Sciences, Split</i>
Sveučilište u Dubrovniku	1 423	563	1 181	438	1 170	471	1 079	391	987	337	<i>University of Dubrovnik</i>
Sveučilište u Puli – Pola	3 085	972	2 775	1 080	2 816	1 043	2 944	1 111	2 828	1 015	<i>University of Pula – Pola</i>
Sveučilište u Rijeci	129	48	125	46	147	56	150	64	174	58	<i>University of Rijeka</i>
Sveučilište u Slavonskom Brodu	-	-	-	-	1 303	486	1 293	426	1 344	448	<i>University of Slavonski Brod</i>
Sveučilište u Splitu	33	33	93	61	163	82	202	62	249	76	<i>University of Split</i>
Sveučilište Vern	-	-	-	-	36	25	58	36	98	50	<i>Vern University</i>
Sveučilište u Zadru	5 354	2 979	5 003	1 858	4 881	1 764	4 836	2 660	4 577	1 526	<i>University of Zadar</i>
Sveučilište Sjever, Koprivnica	991	510	1 133	561	1 432	669	1 501	624	1 553	670	<i>University North, Koprivnica</i>
Libertas međunarodno sveučilište, Zagreb	923	450	1 062	468	1 321	418	1 352	483	1 277	470	<i>Libertas International University, Zagreb</i>
Hrvatsko katoličko sveučilište, Zagreb	1 176	450	1 224	446	1 253	454	1 290	495	1 365	494	<i>Croatian Catholic University, Zagreb</i>
Katolički bogoslovni fakultet, Đakovo	127	10	101	9	83	13	75	16	65	13	<i>Catholic Theological Faculty, Đakovo</i>
Katolički bogoslovni fakultet, Split	219	51	208	38	170	37	150	39	138	36	<i>Catholic Theological Faculty, Split</i>
Katolički bogoslovni fakultet, Zagreb i instituti	462	119	407	103	405	91	347	78	341	74	<i>Catholic Theological Faculty, Zagreb and Institutes</i>
Katolički bogoslovni fakultet, Zagreb – Teologija u Rijeci	50	9	38	4	-	-	15	-	-	-	<i>Catholic Theological Faculty, Zagreb – Theology in Rijeka</i>
Fakultet filozofije i religijskih znanosti, Zagreb	231	87	168	45	131	42	94	38	82	30	<i>Faculty of Philosophy and Religious Studies, Zagreb</i>
Filozofsko-teološki institut Družbe Isusove, Zagreb	103	16	74	12	72	6	58	17	54	13	<i>Institute of Philosophy of the Society of Jesus, Zagreb</i>
Sveučilišni centar za protestantsku teologiju Matija Vlačić Ilirik, Zagreb	52	25	39	14	29	12	27	9	25	10	<i>University Center for Protestant Theology Matthias Flacius Illyricus, Zagreb</i>
Umjetničke akademije	2 604	829	2 630	833	2 689	897	2 748	901	2 786	859	<i>Art academies</i>
Muzička akademija, Zagreb	538	91	542	88	555	94	540	100	554	97	<i>Academy of Music, Zagreb</i>
Akademija likovnih umjetnosti, Zagreb	393	137	403	145	415	152	421	157	401	172	<i>Academy of Fine Arts, Zagreb</i>
Akademija za umjetnost i kulturu, Osijek	648	226	674	263	701	294	747	275	753	244	<i>Academy of Arts and Culture, Osijek</i>
Umjetnička akademija, Split	423	151	401	145	409	146	415	160	401	126	<i>Arts Academy, Split</i>
Akademija dramske umjetnosti, Zagreb	335	111	346	124	336	104	353	111	380	129	<i>Academy of Dramatic Arts, Zagreb</i>
Akademija primijenjenih umjetnosti, Rijeka	267	113	264	68	273	107	272	98	297	91	<i>Academy of Applied Arts, Rijeka</i>

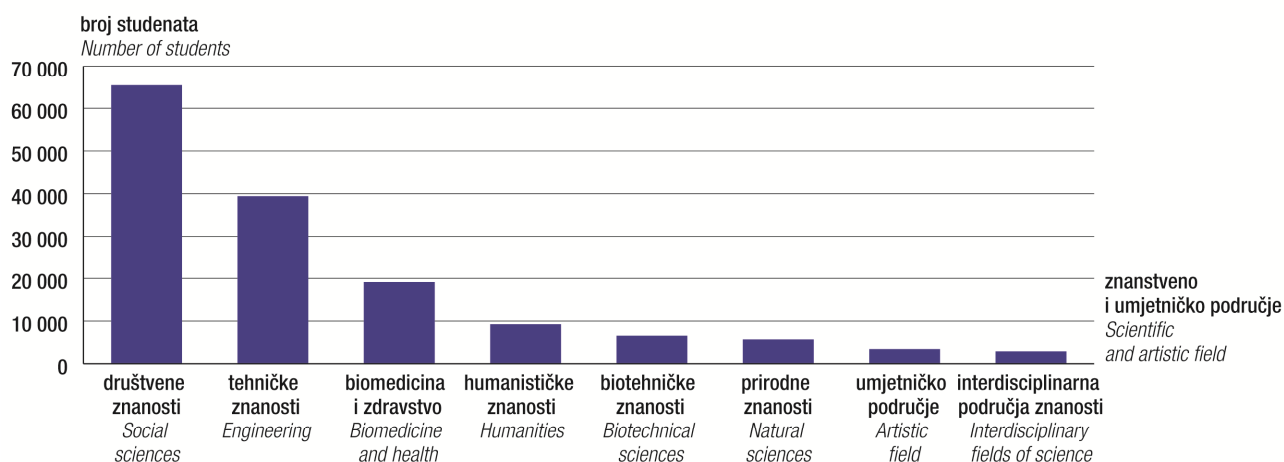
**2. UPISANI STUDENTI U AK. G. 2022./2023.**  
**STUDENTS ENROLLED, 2022/2023 ACADEMIC YEAR**

**2.1. STUDENTI UPISANI NA VISOKA UČILIŠTA PREMA ZNANSTVENIM I UMJETNIČKIM PODRUČJIMA STUDIJA I SPOLU**  
**U AK. G. 2022./2023.**

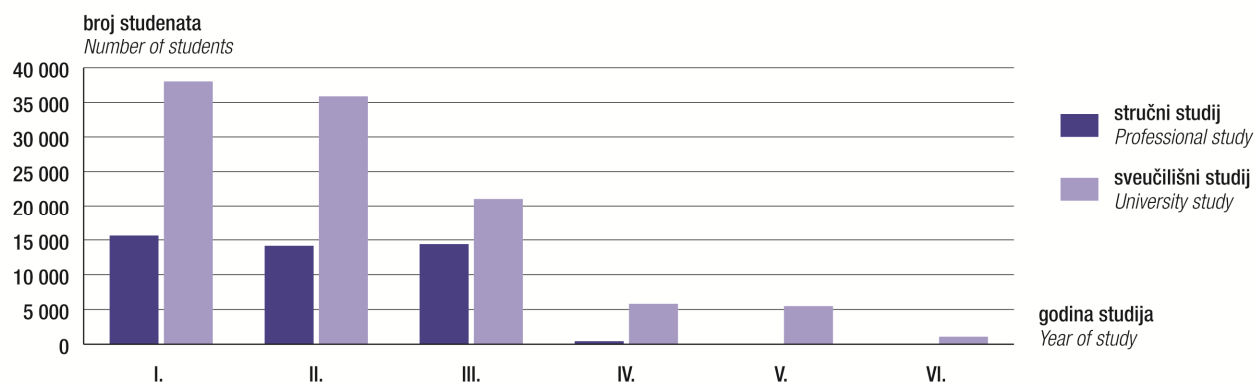
*STUDENTS ENROLLED AT INSTITUTIONS OF HIGHER EDUCATION, BY SCIENTIFIC AND ARTISTIC FIELDS OF STUDY AND SEX, 2022/2023 ACADEMIC YEAR*

	Ukupno Total		Znanstveno i umjetničko područje studija Scientific and artistic field of study							
	svega All	studentice Female students	prirodne znanosti Natural sciences	tehničke znanosti Engineering	biomedicina i zdravlje Biomedicine and health	biotehničke znanosti Biotechnical sciences	društvene znanosti Social sciences	humanističke znanosti Humanities	umjetničko područje Artistic field	interdiscipli- narna područja znanosti Interdisciplin- ary fields of science
Ukupno Total	151 827	87 969	5 701	39 421	19 121	6 578	65 423	9 251	3 434	2 898
Sveučilište u Dubrovniku University of Dubrovnik	1 269	631	-	401	98	28	668	25	49	-
Sveučilište u Osijeku University of Osijek	14 604	8 972	975	2 850	1 751	1 696	5 943	686	378	325
Sveučilište u Slavonskom Brodu University of Slavonski Brod	2 021	984	-	993	-	76	952	-	-	-
Sveučilište u Puli – Pola University of Pula – Pola	3 174	2 132	64	179	296	-	1 381	507	131	616
Sveučilište u Rijeci University of Rijeka	14 589	8 782	247	3 874	2 540	-	6 133	850	297	648
Sveučilište u Splitu University of Split	17 665	10 089	1 104	5 889	1 946	339	6 937	711	401	338
Sveučilište u Zadru University of Zadar	4 683	3 455	-	487	226	255	2 133	1 290	-	292
Sveučilište u Zagrebu University of Zagreb	59 939	36 529	3 311	13 595	4 936	3 381	27 785	4 951	1 473	507
Sveučilište Sjever, Koprivnica University North, Koprivnica	4 310	2 247	-	2 110	1 122	111	736	-	231	-
Sveučilište Vern, Zagreb Vern University, Zagreb	1 317	699	-	63	-	-	1 089	-	165	-
Libertas međunarodno sveučilište, Zagreb Libertas International University, Zagreb	2 199	1 114	-	88	386	-	1 725	-	-	-
Hrvatsko katoličko sveučilište, Zagreb Croatian Catholic University, Zagreb	1 365	1 092	-	-	528	-	715	122	-	-
Ostala visoka učilišta Other institutions of higher education	24 692	11 243	-	8 892	5 292	692	9 226	109	309	172

**G-1. STUDENTI UPISANI NA VISOKA UČILIŠTA PREMA ZNANSTVENIM I UMJETNIČKIM PODRUČJIMA STUDIJA U AK. G. 2022./2023.**  
**STUDENTS ENROLLED AT INSTITUTIONS OF HIGHER EDUCATION, BY SCIENTIFIC AND ARTISTIC FIELDS OF STUDY, 2022/2023 ACADEMIC YEAR**



**G-2. STUDENTI UPISANI NA VISOKA UČILIŠTA PREMA STUDIJU I GODINI STUDIJA U AK. G. 2022./2023.**  
**STUDENTS ENROLLED ON INSTITUTIONS OF HIGHER EDUCATION, BY TYPE OF STUDY AND YEAR OF STUDY, 2022/2023 ACADEMIC YEAR**



**2.2. STUDENTI UPISANI NA VISOKA UČILIŠTA PREMA VRSTAMA VISOKIH UČILIŠTA, GODINI STUDIJA I NAČINU STUDIRANJA U AK. G. 2022./2023.**

**STUDENTS ENROLLED AT INSTITUTIONS OF HIGHER EDUCATION, BY TYPE OF INSTITUTION, YEAR OF STUDY AND MODE OF STUDY, 2022/2023 ACADEMIC YEAR**

	Način studiranja	Ukupno Total	I. godina 1 <sup>st</sup> year	II. godina 2 <sup>nd</sup> year	III. godina 3 <sup>rd</sup> year	IV. godina 4 <sup>th</sup> year	V. godina 5 <sup>th</sup> year	VI. godina 6 <sup>th</sup> year	Mode of study	
Visoka učilišta	svoga	151 827	53 625	50 011	35 417	6 228	5 477	1 069	All	Institutions of higher education
	redoviti	110 338	41 255	36 111	23 234	4 454	4 249	1 035	Full-time	
Visoke škole	svoga	2 676	1 026	677	731	242	-	-	All	Schools of professional higher education
	redoviti	1 933	838	438	415	242	-	-	Full-time	
Veleučilišta	svoga	21 962	7 425	6 960	7 457	120	-	-	All	Polytechnics
	redoviti	10 276	3 844	3 048	3 271	113	-	-	Full-time	
Fakulteti	svoga	124 403	44 315	41 378	26 686	5 664	5 291	1 069	All	Faculties
	redoviti	95 568	35 784	31 727	19 056	3 903	4 063	1 035	Full-time	
Stručni studij	svoga	19 942	7 162	6 509	6 205	66	-	-	All	Professional study
	redoviti	10 133	4 294	3 321	2 475	43	-	-	Full-time	
Sveučilišni studij	svoga	104 461	37 153	34 869	20 481	5 598	5 291	1 069	All	University study
	redoviti	85 435	31 490	28 406	16 581	3 860	4 063	1 035	Full-time	
Umjetničke akademije	svoga	2 786	859	996	543	202	186	-	All	Art academies
	redoviti	2 561	789	898	492	196	186	-	Full-time	

**2.3. STUDENTI UPISANI NA VISOKA UČILIŠTA PREMA VRSTAMA VISOKIH UČILIŠTA, VRSTAMA STUDIJA, GODINI STUDIJA I SPOLU U AK. G. 2022./2023.**

STUDENTS ENROLLED AT INSTITUTIONS OF HIGHER EDUCATION, BY TYPE OF INSTITUTION, TYPE OF STUDY, YEAR OF STUDY AND SEX, 2022/2023 ACADEMIC YEAR

	Ukupno Total		Godina studija Year of study											
			I.		II.		III.		IV.		V.		VI.	
	svega All	stu- dence Female students	svega All	stu- dence Female students	svega All	stu- dence Female students	svega All	stu- dence Female students	svega All	stu- dence Female students	svega All	stu- dence Female students	svega All	stu- dence Female students
Visoka učilišta <i>Institutions of higher education</i>	151 827	87 969	53 625	29 574	50 011	29 716	35 417	20 214	6 228	4 120	5 477	3 637	1 069	708
Prema predbolonjskom programu <i>According to pre-Bologna programme</i>	54	6	13	1	10	2	7	-	11	3	13	-	-	-
Diplomski sveučilišni studij <i>Undergraduate university study</i>	54	6	13	1	10	2	7	-	11	3	13	-	-	-
Prema bolonjskom programu <i>According to Bologna programme</i>	151 773	87 963	53 612	29 573	50 001	29 714	35 410	20 214	6 217	4 117	5 464	3 637	1 069	708
Stručni studij <i>Professional study</i>	44 580	21 778	15 613	7 218	14 146	7 269	14 393	7 109	428	182	-	-	-	-
Stručni kratki <i>Short-term professional study</i>	7	1	6	1	1	-	-	-	-	-	-	-	-	-
Stručni prijediplomski <i>Professional undergraduate</i>	36 928	17 679	12 638	5 592	9 469	4 796	14 393	7 109	428	182	-	-	-	-
Stručni diplomski <i>Professional graduate</i>	7 645	4 098	2 969	1 625	4 676	2 473	-	-	-	-	-	-	-	-
Sveučilišni studij <i>University study</i>	107 193	66 185	37 999	22 355	35 855	22 445	21 017	13 105	5 789	3 935	5 464	3 637	1 069	708
Sveučilišni prijediplomski <i>University undergraduate</i>	52 484	30 729	20 159	11 223	14 358	8 470	16 513	10 047	1 454	989	-	-	-	-
Sveučilišni diplomski <i>University graduate</i>	28 495	17 828	11 592	6 983	16 903	10 845	-	-	-	-	-	-	-	-
Sveučilišni integrirani prijediplomski i diplomski <i>University integrated undergraduate and graduate</i>	26 214	17 628	6 248	4 149	4 594	3 130	4 504	3 058	4 335	2 946	5 464	3 637	1 069	708
Visoke škole <i>Schools of professional higher education</i>	2 676	1 024	1 026	407	677	262	731	249	242	106	-	-	-	-
Prema bolonjskom programu <i>According to Bologna programme</i>	2 676	1 024	1 026	407	677	262	731	249	242	106	-	-	-	-
Stručni studij <i>Professional study</i>	2 676	1 024	1 026	407	677	262	731	249	242	106	-	-	-	-
Stručni prijediplomski <i>Professional undergraduate</i>	2 403	909	928	361	502	193	731	249	242	106	-	-	-	-
Stručni diplomski <i>Professional graduate</i>	273	115	98	46	175	69	-	-	-	-	-	-	-	-
Veleučilišta <i>Polytechnics</i>	21 962	10 213	7 425	3 270	6 960	3 335	7 457	3 561	120	47	-	-	-	-
Stručni studij <i>Professional study</i>	21 962	10 213	7 425	3 270	6 960	3 335	7 457	3 561	120	47	-	-	-	-
Stručni prijediplomski <i>undergraduate</i>	17 849	8 287	5 781	2 477	4 491	2 202	7 457	3 561	120	47	-	-	-	-
Stručni diplomski <i>Professional graduate</i>	4 113	1 926	1 644	793	2 469	1 133	-	-	-	-	-	-	-	-

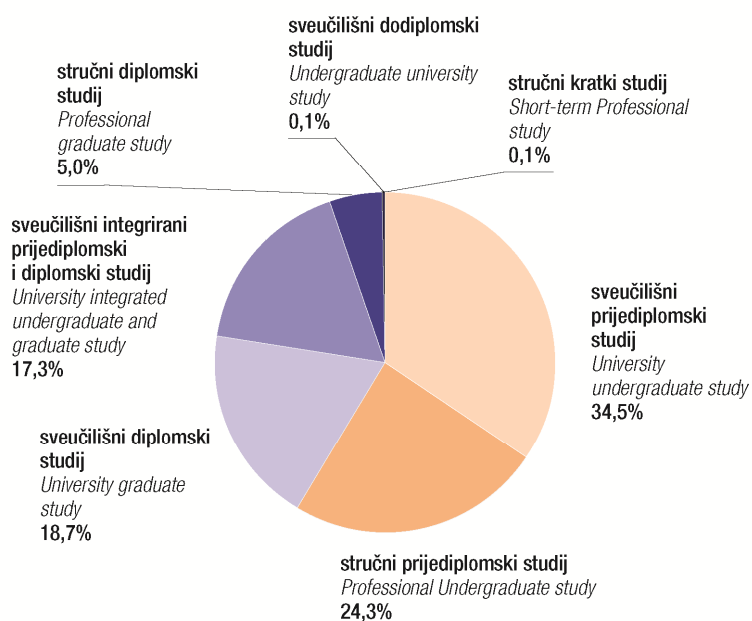
**2.3. STUDENTI UPISANI NA VISOKA UČILIŠTA PREMA VRSTAMA VISOKIH UČILIŠTA, VRSTAMA STUDIJA, GODINI STUDIJA I SPOLU U AK. G. 2022./2023.**

*STUDENTS ENROLLED AT INSTITUTIONS OF HIGHER EDUCATION, BY TYPE OF INSTITUTION, TYPE OF STUDY, YEAR OF STUDY AND SEX, 2022/2023 ACADEMIC YEAR*

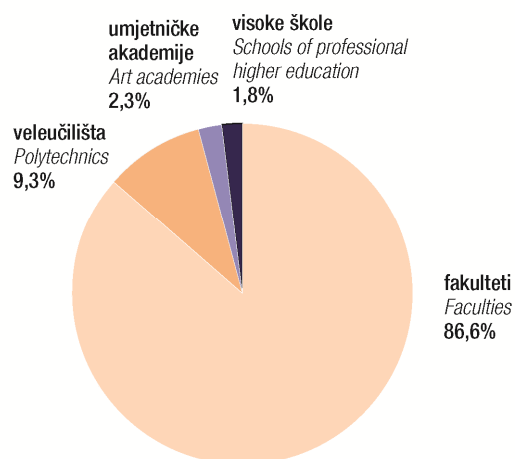
(nastavak)  
(continued)

	Ukupno Total		Godina studija Year of study											
			I.		II.		III.		IV.		V.		VI.	
	svega All	stu- dence Female students	svega All	stu- dence Female students	svega All	stu- dence Female students	svega All	stu- dence Female students	svega All	stu- dence Female students	svega All	stu- dence Female students	svega All	stu- dence Female students
Fakulteti <i>Faculties</i>	124 403	74 838	44 315	25 297	41 378	25 440	26 686	16 023	5 664	3 840	5 291	3 530	1 069	708
Prema predbolonjskom programu <i>According to pre-Bologna programme</i>	54	6	13	1	10	2	7	-	11	3	13	-	-	-
Dodiplomski sveučilišni studij <i>Undergraduate university study</i>	54	6	13	1	10	2	7	-	11	3	13	-	-	-
Prema bolonjskom programu <i>According to Bologna programme</i>	124 349	74 832	44 302	25 296	41 368	25 438	26 679	16 023	5 653	3 837	5 278	3 530	1 069	708
Stručni studij <i>Professional study</i>	19 942	10 541	7 162	3 541	6 509	3 672	6 205	3 299	66	29	-	-	-	-
Stručni kratki <i>Professional short-term</i>	7	1	6	1	1	-	-	-	-	-	-	-	-	-
Stručni prijediplomski <i>Professional undergraduate</i>	16 676	8 483	5 929	2 754	4 476	2 401	6 205	3 299	66	29	-	-	-	-
Stručni diplomski <i>Professional graduate</i>	3 259	2 057	1 227	786	2 032	1 271	-	-	-	-	-	-	-	-
Sveučilišni studij <i>University study</i>	104 407	64 291	37 140	21 755	34 859	21 766	20 474	12 724	5 587	3 808	5 278	3 530	1 069	708
Sveučilišni prijediplomski <i>University undergraduate</i>	51 157	29 785	19 739	10 923	13 966	8 195	16 086	9 737	1 366	930	-	-	-	-
Sveučilišni diplomski <i>University graduate</i>	27 696	17 277	11 270	6 755	16 426	10 522	-	-	-	-	-	-	-	-
Sveučilišni integrirani prijediplomski i diplomski <i>University integrated undergraduate and graduate</i>	25 554	17 229	6 131	4 077	4 467	3 049	4 388	2 987	4 221	2 878	5 278	3 530	1 069	708
Umjetničke akademije <i>Art academies</i>	2 786	1 894	859	600	996	679	543	381	202	127	186	107	-	-
Prema bolonjskom programu <i>According to Bologna programme</i>	2 786	1 894	859	600	996	679	543	381	202	127	186	107	-	-
Sveučilišni studij <i>University study</i>														
Sveučilišni prijediplomski <i>University undergraduate</i>	1 327	944	420	300	392	275	427	310	88	59	-	-	-	-
Sveučilišni diplomski <i>University graduate</i>	799	551	322	228	477	323	-	-	-	-	-	-	-	-
Sveučilišni integrirani prijediplomski i diplomski <i>University integrated undergraduate and graduate</i>	660	399	117	72	127	81	116	71	114	68	186	107	-	-

**G-3. STUDENTI UPISANI NA VISOKA UČILIŠTA PREMA VRSTI STUDIJA U AK. G. 2022./2023.**  
**STUDENTS ENROLLED AT INSTITUTIONS OF HIGHER EDUCATION, BY TYPE OF STUDY,**  
**2022/2023 ACADEMIC YEAR**



**G-4. STUDENTI UPISANI NA VISOKA UČILIŠTA PREMA VRSTAMA VISOKIH UČILIŠTA U AK. G. 2022./2023.**  
**STUDENTS ENROLLED AT INSTITUTIONS OF HIGHER EDUCATION, BY TYPE OF INSTITUTION, 2022/2023 ACADEMIC YEAR**



**2.4. STUDENTI UPISANI NA VISOKA UČILIŠTA PREMA VRSTAMA VISOKIH UČILIŠTA, VRSTAMA STUDIJA I SPOLU U AK. G. 2022./2023.**  
**STUDENTS ENROLLED AT INSTITUTIONS OF HIGHER EDUCATION, BY TYPE OF INSTITUTION, TYPE OF STUDY AND SEX,**  
**2022/2023 ACADEMIC YEAR**

	Spol Sex	Ukupno Total	Visoke škole Schools of professional higher education	Veleučilišta Polytechnic	Fakulteti Faculties			Umjetničke akademije Art academies
					ukupno Total	stručni studij Professional study	sveučilišni studij University study	
Visoka učilišta – ukupno <i>Institutions of higher education – total</i>	svoga All	151 827	2 676	21 962	124 403	19 942	104 461	2 786
	studentice Female students	87 969	1 024	10 213	74 838	10 541	64 297	1 894
Prema predbolonjskom programu <i>According to pre-Bologna programme</i>	svoga All	54	-	-	54	-	54	-
	studentice Female students	6	-	-	6	-	6	-
Dodiplomski sveučilišni studij <i>Undergraduate university study</i>	svoga All	54	-	-	54	-	54	-
	studentice Female students	6	-	-	6	-	6	-
Prema bolonjskom programu <i>According to Bologna programme</i>	svoga All	151 773	2 676	21 962	124 349	19 942	104 407	2 786
	studentice Female students	87 963	1 024	10 213	74 832	10 541	64 291	1 894
Stručni kratki studij <i>Short-term professional study</i>	svoga All	7	-	-	7	7	-	-
	studentice Female students	1	-	-	1	1	-	-
Stručni prijediplomski studij <i>Professional undergraduate study</i>	svoga All	36 928	2 403	17 849	16 676	16 676	-	-
	studentice Female students	17 679	909	8 287	8 483	8 483	-	-
Stručni diplomski studij <i>Professional graduate study</i>	svoga All	7 645	273	4 113	3 259	3 259	-	-
	studentice Female students	4 098	115	1 926	2 057	2 057	-	-
Sveučilišni prijediplomski studij <i>University undergraduate study</i>	svoga All	52 484	-	-	51 157	-	51 157	1 327
	studentice Female students	30 729	-	-	29 785	-	29 785	944
Sveučilišni diplomski studij <i>University graduate study</i>	svoga All	28 495	-	-	27 696	-	27 696	799
	studentice Female students	17 828	-	-	17 277	-	17 277	551
Sveučilišni integrirani prijediplomski i diplomski studij <i>University integrated undergraduate and graduate study</i>	svoga All	26 214	-	-	25 554	-	25 554	660
	studentice Female students	17 628	-	-	17 229	-	17 229	399

**2.5. STUDENTI PREMA VISOKIM UČILIŠTIMA, NAČINU STUDIRANJA, GODINI STUDIJA I SPOLU U AK. G. 2022./2023.**
**STUDENTS, BY INSTITUTIONS OF HIGHER EDUCATION, MODE OF STUDY, YEAR OF STUDY AND SEX, 2022/2023 ACADEMIC YEAR**

	Ukupno Total		Godina studija Year of study											
			I.		II.		III.		IV.		V.		VI.	
	svega All	stu- dentice Female students	svega All	stu- dentice Female students	svega All	stu- dentice Female students	svega All	stu- dentice Female students	svega All	stu- dentice Female students	svega All	stu- dentice Female students	svega All	stu- dentice Female students
Visoka učilišta <i>Institutions of higher education</i>	151 827	87 969	53 625	29 574	50 011	29 716	35 417	20 214	6 228	4 120	5 477	3 637	1 069	708
Redoviti/ <i>Full-time</i>	110 338	64 378	41 255	22 532	36 111	21 665	23 234	13 758	4 454	2 872	4 249	2 855	1 035	696
Visoke škole <i>Schools of professional higher education</i>	2 676	1 024	1 026	407	677	262	731	249	242	106	-	-	-	-
Redoviti/ <i>Full-time</i>	1 933	822	838	349	438	194	415	173	242	106	-	-	-	-
Visoko učilište Algebra – Visoka škola za primijenjeno računalstvo, Zagreb <i>University College for Applied Computer Engineering, Zagreb</i>	1 831	647	782	299	507	185	542	163	-	-	-	-	-	-
Redoviti/ <i>Full-time</i>	1 126	458	610	246	274	118	242	94	-	-	-	-	-	-
RIT Croatia, Dubrovnik <i>RIT Croatia, Dubrovnik</i>	790	358	222	102	155	72	171	78	242	106	-	-	-	-
Redoviti/ <i>Full-time</i>	790	358	222	102	155	72	171	78	242	106	-	-	-	-
Adventističko teološko visoko učilište, Maruševec <i>Adriatic Union College, Maruševec</i>	21	3	10	1	5	1	6	1	-	-	-	-	-	-
Redoviti/ <i>Full-time</i>	7	1	3	-	3	1	1	-	-	-	-	-	-	-
Visoko evandeosko teološko učilište, Osijek <i>Evangelical Theological Seminary, Osijek</i>	34	16	12	5	10	4	12	7	-	-	-	-	-	-
Redoviti/ <i>Full-time</i>	10	5	3	1	6	3	1	1	-	-	-	-	-	-
Veleučilišta <i>Polytechnics</i>	21 962	10 213	7 425	3 270	6 960	3 335	7 457	3 561	120	47	-	-	-	-
Redoviti/ <i>Full-time</i>	10 276	4 464	3 844	1 555	3 048	1 387	3 271	1 477	113	45	-	-	-	-
Veleučilište u Bjelovaru <i>Bjelovar University of Applied Sciences</i>	749	408	227	114	180	115	342	179	-	-	-	-	-	-
Redoviti/ <i>Full-time</i>	276	106	119	40	67	31	90	35	-	-	-	-	-	-
Međimursko veleučilište u Čakovcu <i>Polytechnic of Međimurje in Čakovec</i>	542	298	159	78	166	100	217	120	-	-	-	-	-	-
Redoviti/ <i>Full-time</i>	301	156	118	53	98	58	85	45	-	-	-	-	-	-
Veleučilište Nikola Tesla u Gospiću <i>Polytechnic Nikola Tesla in Gospić</i>	198	105	59	29	53	27	86	49	-	-	-	-	-	-
Redoviti/ <i>Full-time</i>	34	23	14	10	11	5	9	8	-	-	-	-	-	-



**2.5. STUDENTI PREMA VISOKIM UČILIŠTIMA, NAČINU STUDIRANJA, GODINI STUDIJA I SPOLU U AK. G. 2022./2023.**
**STUDENTS, BY INSTITUTIONS OF HIGHER EDUCATION, MODE OF STUDY, YEAR OF STUDY AND SEX, 2022/2023 ACADEMIC YEAR**

 (nastavak)  
 (continued)

	Ukupno Total		Godina studija Year of study											
			I.		II.		III.		IV.		V.		VI.	
	svega All	stu- dentice Female students	svega All	stu- dentice Female students	svega All	stu- dentice Female students	svega All	stu- dentice Female students	svega All	stu- dentice Female students	svega All	stu- dentice Female students	svega All	stu- dentice Female students
Veleučilište Ivanič-Grad <i>Ivanič Grad University of Applied Sciences</i>	166	97	68	33	53	38	45	26	-	-	-	-	-	-
Redoviti/ Full-time	92	55	43	24	30	21	19	10	-	-	-	-	-	-
Veleučilište u Karlovcu <i>Polytechnic in Karlovac</i>	1 434	525	285	86	409	140	740	299	-	-	-	-	-	-
Redoviti/ Full-time	892	304	164	47	217	62	511	195	-	-	-	-	-	-
Veleučilište Marko Marulić u Kninu <i>Polytechnic Marko Marulić in Knin</i>	273	191	103	68	108	80	62	43	-	-	-	-	-	-
Redoviti/ Full-time	147	110	64	46	48	39	35	25	-	-	-	-	-	-
Veleučilište Hrvatsko zagorje u Krapini <i>Polytechnic Hrvatsko Zagorje in Krapina</i>	314	133	110	48	76	35	128	50	-	-	-	-	-	-
Redoviti/ Full-time	217	92	78	34	55	24	84	34	-	-	-	-	-	-
Veleučilište u Križevcima <i>Križevci University of Applied Sciences</i>	337	178	118	58	123	72	96	48	-	-	-	-	-	-
Redoviti/ Full-time	186	106	74	37	65	44	47	25	-	-	-	-	-	-
Istarsko veleučilište u Puli – Pola <i>Istrian University of Applied Sciences in Pula – Pola</i>	74	11	22	4	31	6	21	1	-	-	-	-	-	-
Redoviti/ Full-time	28	4	6	2	14	2	8	-	-	-	-	-	-	-
Veleučilište Par, Rijeka <i>Par University of Applied Sciences, Rijeka</i>	123	58	66	27	36	20	21	11	-	-	-	-	-	-
Redoviti/ Full-time	76	36	47	19	19	11	10	6	-	-	-	-	-	-
Veleučilište u Rijeci <i>Polytechnic in Rijeka</i>	1 368	528	479	165	485	199	404	164	-	-	-	-	-	-
Redoviti/ Full-time	822	304	318	106	295	117	209	81	-	-	-	-	-	-
Veleučilište Arca, Split <i>University College Arca, Split</i>	52	14	22	4	14	4	16	6	-	-	-	-	-	-
Redoviti/ Full-time	18	5	3	1	10	2	5	2	-	-	-	-	-	-
Veleučilište Aspira, Split <i>Aspira University of Applied Sciences, Split</i>	727	299	295	127	190	74	242	98	-	-	-	-	-	-
Redoviti/ Full-time	315	135	171	75	82	30	62	30	-	-	-	-	-	-
Veleučilište u Šibeniku <i>Polytechnic in Šibenik</i>	568	336	231	132	223	139	114	65	-	-	-	-	-	-
Redoviti/ Full-time	334	196	155	88	119	74	60	34	-	-	-	-	-	-

**2.5. STUDENTI PREMA VISOKIM UČILIŠTIMA, NAČINU STUDIRANJA, GODINI STUDIJA I SPOLU U AK. G. 2022./2023.**
**STUDENTS, BY INSTITUTIONS OF HIGHER EDUCATION, MODE OF STUDY, YEAR OF STUDY AND SEX, 2022/2023 ACADEMIC YEAR**

 (nastavak)  
 (continued)

	Ukupno Total		Godina studija Year of study											
			I.		II.		III.		IV.		V.		VI.	
	svega All	stu- dence Female students	svega All	stu- dence Female students	svega All	stu- dence Female students	svega All	stu- dence Female students	svega All	stu- dence Female students	svega All	stu- dence Female students	svega All	stu- dence Female students
Veleučilište u Velikoj Gorici <i>Polytechnic in Velika Gorica</i>	1 159	324	371	96	479	148	309	80	-	-	-	-	-	-
Redoviti/ Full-time	353	123	125	40	133	54	95	29	-	-	-	-	-	-
Veleučilište u Virovitici <i>Polytechnic in Virovitica</i>	328	153	137	55	104	56	87	42	-	-	-	-	-	-
Redoviti/ Full-time	313	142	132	51	97	50	84	41	-	-	-	-	-	-
Veleučilište Lavoslav Ružička u Vukovaru <i>Polytechnic Lavoslav Ružička in Vukovar</i>	921	529	304	180	278	165	339	184	-	-	-	-	-	-
Redoviti/ Full-time	373	246	130	92	125	80	118	74	-	-	-	-	-	-
Veleučilište Edward Bernays, Zagreb <i>Edward Bernays University of Applied Sciences, Zagreb</i>	335	229	132	90	126	86	77	53	-	-	-	-	-	-
Redoviti/ Full-time	229	158	91	63	85	60	53	35	-	-	-	-	-	-
Veleučilište Effectus, Zagreb <i>Effectus University of Applied Sciences</i>	386	254	98	58	147	101	141	95	-	-	-	-	-	-
Redoviti/ Full-time	98	55	31	14	34	19	33	22	-	-	-	-	-	-
Veleučilište kriminalistike i javne sigurnost, Zagreb <i>University of Applied Sciences in Criminal Investigation and Public Security, Zagreb</i>	368	139	157	62	134	47	77	30	-	-	-	-	-	-
Redoviti/ Full-time	134	65	49	26	45	21	40	18	-	-	-	-	-	-
Veleučilište RRiF, Zagreb <i>University of Applied Sciences RRiF, Zagreb</i>	120	85	53	40	46	31	21	14	-	-	-	-	-	-
Redoviti/ Full-time	35	19	18	11	13	6	4	2	-	-	-	-	-	-
VSITE – Veleučilište suvremenih informacijskih tehnologija, Zagreb <i>VsiTe – College for Information Technology, Zagreb</i>	428	61	63	8	106	13	259	40	-	-	-	-	-	-
Redoviti/ Full-time	69	11	25	5	32	3	12	3	-	-	-	-	-	-
Zagrebačka škola ekonomije i menadžmenta, Zagreb <i>Zagreb School of Economics and Management, Zagreb</i>	742	351	300	139	171	83	151	82	120	47	-	-	-	-
Redoviti/ Full-time	730	348	299	139	168	83	150	81	113	45	-	-	-	-

**2.5. STUDENTI PREMA VISOKIM UČILIŠTIMA, NAČINU STUDIRANJA, GODINI STUDIJA I SPOLU U AK. G. 2022./2023.**
**STUDENTS, BY INSTITUTIONS OF HIGHER EDUCATION, MODE OF STUDY, YEAR OF STUDY AND SEX, 2022/2023 ACADEMIC YEAR**

 (nastavak)  
 (continued)

	Ukupno Total		Godina studija Year of study											
			I.		II.		III.		IV.		V.		VI.	
	svega All	stu- dence Female students	svega All	stu- dence Female students	svega All	stu- dence Female students	svega All	stu- dence Female students	svega All	stu- dence Female students	svega All	stu- dence Female students	svega All	stu- dence Female students
Tehničko veleučilište u Zagrebu <i>Technical Polytechnic in Zagreb</i>	4 394	691	1 808	289	1 404	248	1 182	154	-	-	-	-	-	-
Redoviti/ Full-time	2 596	414	1 103	171	744	140	749	103	-	-	-	-	-	-
Zdravstveno veleučilište u Zagrebu <i>University of Applied Health Studies in Zagreb</i>	4 193	3 211	1 262	969	1 196	941	1 735	1 301	-	-	-	-	-	-
Redoviti/ Full-time	1 368	1 110	390	322	363	302	615	486	-	-	-	-	-	-
Poslovno veleučilište Zagreb <i>Zagreb School of Business, Zagreb</i>	231	147	75	52	90	53	66	42	-	-	-	-	-	-
Redoviti/ Full-time	60	42	26	19	24	13	10	10	-	-	-	-	-	-
Veleučilište Baltazar, Zaprešić <i>University of Applied Sciences Baltazar, Zaprešić</i>	1 432	858	421	259	532	314	479	285	-	-	-	-	-	-
Redoviti/ Full-time	180	99	51	20	55	36	74	43	-	-	-	-	-	-
Fakulteti <i>Faculties</i>	124 403	74 838	44 315	25 297	41 378	25 440	26 686	16 023	5 664	3 840	5 291	3 530	1 069	708
Redoviti/ Full-Time	95 568	57 347	35 784	20 075	31 727	19 468	19 056	11 761	3 903	2 599	4 063	2 748	1 035	696
Stručni studij <i>Professional study</i>	19 942	10 541	7 162	3 541	6 509	3 672	6 205	3 299	66	29	-	-	-	-
Redoviti/ Full-time	10 133	5 323	4 294	2 068	3 321	1 860	2 475	1 375	43	20	-	-	-	-
Građevinski i arhitektonski fakultet, Osijek <i>Faculty of Civil Engineering and Architecture, Osijek</i>	335	122	160	48	128	54	47	20	-	-	-	-	-	-
Redoviti/ Full-time	128	45	75	20	38	20	15	5	-	-	-	-	-	-
Građevinski fakultet, Rijeka <i>Faculty of Civil Engineering, Rijeka</i>	363	137	154	63	120	37	89	37	-	-	-	-	-	-
Redoviti/ Full-time	206	90	94	42	62	22	50	26	-	-	-	-	-	-
Fakultet građevinarstva, arhitekture i geodezije, Split <i>Faculty of Civil Engineering, Architecture and Geodesy, Split</i>	134	52	62	27	46	18	26	7	-	-	-	-	-	-
Redoviti/ Full-time	134	52	62	27	46	18	26	7	-	-	-	-	-	-

**2.5. STUDENTI PREMA VISOKIM UČILIŠTIMA, NAČINU STUDIRANJA, GODINI STUDIJA I SPOLU U AK. G. 2022./2023.**
**STUDENTS, BY INSTITUTIONS OF HIGHER EDUCATION, MODE OF STUDY, YEAR OF STUDY AND SEX, 2022/2023 ACADEMIC YEAR**

 (nastavak)  
 (continued)

	Ukupno Total		Godina studija Year of study											
			I.		II.		III.		IV.		V.		VI.	
	svega All	stu- dence Female students	svega All	stu- dence Female students	svega All	stu- dence Female students	svega All	stu- dence Female students	svega All	stu- dence Female students	svega All	stu- dence Female students	svega All	stu- dence Female students
Tehnički fakultet, Rijeka <i>Faculty of Engineering, Rijeka</i>	96	13	-	-	18	2	78	11	-	-	-	-	-	-
Redoviti/ Full-time	37	5	-	-	4	-	33	5	-	-	-	-	-	-
Fakultet elektrotehnike, strojarstva i brodogradnje, Split <i>Faculty of Electrical Engineering, Mechanical Engineering and Naval Architecture, Split</i>	396	84	180	33	105	23	111	28	-	-	-	-	-	-
Redoviti/ Full-time	396	84	180	33	105	23	111	28	-	-	-	-	-	-
Fakultet elektrotehnike, računarstva i informatičkih tehnologija Osijek <i>Faculty of Electrical Engineering, Computer Science and Information Technology, Osijek</i>	452	50	172	22	116	15	164	13	-	-	-	-	-	-
Redoviti/ Full-time	437	50	172	22	115	15	150	13	-	-	-	-	-	-
Metalurški fakultet, Sisak <i>Faculty of Metallurgy, Sisak</i>	7	1	6	1	1	-	-	-	-	-	-	-	-	-
Redoviti/ Full-time	-	-	-	-	-	-	-	-	-	-	-	-	-	-
Kemijsko-tehnološki fakultet, Split <i>Faculty of Chemistry and Technology, Split</i>	3	3	-	-	-	-	3	3	-	-	-	-	-	-
Redoviti/ Full-time	3	3	-	-	-	-	3	3	-	-	-	-	-	-
Tekstilno-tehnološki fakultet, Zagreb – studijska jedinica u Varaždinu <i>Faculty of Textile Technology, Zagreb – Department in Varaždin</i>	11	7	3	2	3	1	5	4	-	-	-	-	-	-
Redoviti/ Full-time	11	7	3	2	3	1	5	4	-	-	-	-	-	-
Fakultet zdravstvenih studija, Rijeka <i>Faculty of Health Studies, Rijeka</i>	532	421	119	99	182	150	231	172	-	-	-	-	-	-
Redoviti/ Full-time	303	252	73	61	105	89	125	102	-	-	-	-	-	-
Fakultet agrobiotehničkih znanosti, Osijek <i>Faculty of Agrobiotechnical Sciences, Osijek</i>	99	31	31	12	19	6	49	13	-	-	-	-	-	-
Redoviti/ Full-time	70	23	28	11	12	5	30	7	-	-	-	-	-	-

**2.5. STUDENTI PREMA VISOKIM UČILIŠTIMA, NAČINU STUDIRANJA, GODINI STUDIJA I SPOLU U AK. G. 2022./2023.**
**STUDENTS, BY INSTITUTIONS OF HIGHER EDUCATION, MODE OF STUDY, YEAR OF STUDY AND SEX, 2022/2023 ACADEMIC YEAR**

 (nastavak)  
 (continued)

	Ukupno Total		Godina studija Year of study											
			I.		II.		III.		IV.		V.		VI.	
	svega All	stu- dence Female students	svega All	stu- dence Female students	svega All	stu- dence Female students	svega All	stu- dence Female students	svega All	stu- dence Female students	svega All	stu- dence Female students	svega All	stu- dence Female students
Fakultet šumarstva i drvne tehnologije, Zagreb <i>Faculty of Forestry and Wood Technology, Zagreb</i>	83	24	43	9	24	7	16	8	-	-	-	-	-	-
Redoviti/ Full-time	83	24	43	9	24	7	16	8	-	-	-	-	-	-
Fakultet turizma i ruralnog razvoja u Požegi <i>Faculty of Tourism and Rural Development, Požega</i>	591	414	91	54	156	109	344	251	-	-	-	-	-	-
Redoviti/ Full-time	256	174	79	45	83	55	94	74	-	-	-	-	-	-
Ekonomski fakultet, Osijek <i>Faculty of Economics, Osijek</i>	17	10	-	-	-	-	17	10	-	-	-	-	-	-
Redoviti/ Full-time	-	-	-	-	-	-	-	-	-	-	-	-	-	-
Ekonomski fakultet, Split <i>Faculty of Economics, Split</i>	826	589	409	274	311	233	106	82	-	-	-	-	-	-
Redoviti/ Full-time	594	434	273	184	234	182	87	68	-	-	-	-	-	-
Ekonomski fakultet, Zagreb <i>Faculty of Economics and Business, Zagreb</i>	3 024	1 998	1 138	725	1 097	721	789	552	-	-	-	-	-	-
Redoviti/ Full-time	1 676	1 122	703	443	633	428	340	251	-	-	-	-	-	-
Fakultet organizacije i informatike, Varaždin <i>Faculty of Organisation and Informatics, Varaždin</i>	665	221	274	75	120	33	271	113	-	-	-	-	-	-
Redoviti/ Full-time	231	73	104	25	59	17	68	31	-	-	-	-	-	-
Pravni fakultet, Osijek <i>Faculty of Law, Osijek</i>	421	323	181	138	147	108	93	77	-	-	-	-	-	-
Redoviti/ Full-time	123	98	57	47	28	19	38	32	-	-	-	-	-	-
Pravni fakultet, Rijeka <i>Faculty of Law, Rijeka</i>	303	261	59	54	162	129	82	78	-	-	-	-	-	-
Redoviti/ Full-time	109	100	37	33	24	21	48	46	-	-	-	-	-	-
Pravni fakultet, Split <i>Faculty of Law, Split</i>	667	549	179	140	312	264	176	145	-	-	-	-	-	-
Redoviti/ Full-time	185	160	55	46	79	67	51	47	-	-	-	-	-	-
Pravni fakultet, Zagreb <i>Faculty of Law, Zagreb</i>	920	777	318	253	358	317	244	207	-	-	-	-	-	-
Redoviti/ Full-time	403	320	206	156	138	119	59	45	-	-	-	-	-	-
Kineziološki fakultet, Split <i>Faculty of Kinesiology, Split</i>	394	124	100	34	151	38	143	52	-	-	-	-	-	-
Redoviti/ Full-time	-	-	-	-	-	-	-	-	-	-	-	-	-	-

**2.5. STUDENTI PREMA VISOKIM UČILIŠTIMA, NAČINU STUDIRANJA, GODINI STUDIJA I SPOLU U AK. G. 2022./2023.**
**STUDENTS, BY INSTITUTIONS OF HIGHER EDUCATION, MODE OF STUDY, YEAR OF STUDY AND SEX, 2022/2023 ACADEMIC YEAR**

 (nastavak)  
 (continued)

	Ukupno Total		Godina studija Year of study											
			I.		II.		III.		IV.		V.		VI.	
	svega All	stu- dence Female students	svega All	stu- dence Female students	svega All	stu- dence Female students	svega All	stu- dence Female students	svega All	stu- dence Female students	svega All	stu- dence Female students	svega All	stu- dence Female students
Kineziološki fakultet, Zagreb <i>Faculty of Kinesiology, Zagreb</i>	1 153	302	220	52	313	85	620	165	-	-	-	-	-	-
Redoviti/ Full-time	179	64	56	24	50	19	73	21	-	-	-	-	-	-
Sveučilište u Dubrovniku <i>University of Dubrovnik</i>	282	206	93	61	107	80	82	65	-	-	-	-	-	-
Redoviti/ Full-time	98	62	36	19	35	22	27	21	-	-	-	-	-	-
Sveučilište u Puli – Pola <i>University of Pula – Pola</i>	346	258	111	76	86	64	149	118	-	-	-	-	-	-
Redoviti/ Full-time	218	165	64	42	57	48	97	75	-	-	-	-	-	-
Sveučilište u Slavonskom Brodu <i>University of Slavonski Brod</i>	677	341	222	94	280	161	175	86	-	-	-	-	-	-
Redoviti/ Full-time	283	173	82	38	126	85	75	50	-	-	-	-	-	-
Sveučilište u Splitu – Sveučilišni odjel za stručne studije <i>University of Split – University Department of Professional Studies</i>	2 141	827	855	298	783	326	503	203	-	-	-	-	-	-
Redoviti/ Full-time	1 420	532	656	223	541	214	223	95	-	-	-	-	-	-
Sveučilište u Zadru <i>University of Zadar</i>	106	29	55	13	28	11	23	5	-	-	-	-	-	-
Redoviti/ Full-time	46	11	31	9	8	2	7	-	-	-	-	-	-	-
Sveučilište Sjever, Koprivnica <i>University North, Koprivnica</i>	2 757	1 314	1 186	519	649	322	922	473	-	-	-	-	-	-
Redoviti/ Full-time	1 265	578	690	274	300	153	275	151	-	-	-	-	-	-
Sveučilište Vrn, Vrn University	1 219	647	377	210	399	224	377	184	66	29	-	-	-	-
Redoviti/ Full-time	784	419	254	148	275	147	212	104	43	20	-	-	-	-
Libertas međunarodno sveučilište, Zagreb <i>Libertas International University, Zagreb</i>	922	406	364	155	288	134	270	117	-	-	-	-	-	-
Redoviti/ Full-time	455	203	181	85	137	62	137	56	-	-	-	-	-	-
Sveučilišni studij <i>University study</i>	104 461	64 297	37 153	21 756	34 869	21 768	20 481	12 724	5 598	3 811	5 291	3 530	1 069	708
Redoviti/ Full-time	85 435	52 024	31 490	18 007	28 406	17 608	16 581	10 386	3 860	2 579	4 063	2 748	1 035	696
Prirodoslovno-matematički fakultet, Split <i>Faculty of Science, Split</i>	1 013	680	421	269	410	285	182	126	-	-	-	-	-	-
Redoviti/ Full-time	1 013	680	421	269	410	285	182	126	-	-	-	-	-	-

**2.5. STUDENTI PREMA VISOKIM UČILIŠTIMA, NAČINU STUDIRANJA, GODINI STUDIJA I SPOLU U AK. G. 2022./2023.**
**STUDENTS, BY INSTITUTIONS OF HIGHER EDUCATION, MODE OF STUDY, YEAR OF STUDY AND SEX, 2022/2023 ACADEMIC YEAR**

 (nastavak)  
 (continued)

	Ukupno Total		Godina studija Year of study											
			I.		II.		III.		IV.		V.		VI.	
	svega All	stu- dence Female students	svega All	stu- dence Female students	svega All	stu- dence Female students	svega All	stu- dence Female students	svega All	stu- dence Female students	svega All	stu- dence Female students	svega All	stu- dence Female students
Prirodoslovno-matematički fakultet, Zagreb <i>Faculty of Science, Zagreb</i>	3 316	1 967	1 197	722	1 284	776	589	363	86	38	160	68	-	-
Redoviti/ Full-time	3 314	1 965	1 197	722	1 284	776	587	361	86	38	160	68	-	-
Odjel za matematiku Sveučilišta u Osijeku <i>Department of Mathematics of University of Osijek</i>	482	299	143	78	220	148	116	70	-	-	3	3	-	-
Redoviti/ Full-time	482	299	143	78	220	148	116	70	-	-	3	3	-	-
Fakultet za matematiku Sveučilišta u Rijeci <i>Faculty of Mathematics of University of Rijeka</i>	154	114	52	42	59	44	43	28	-	-	-	-	-	-
Redoviti/ Full-time	139	99	49	39	47	32	43	28	-	-	-	-	-	-
Odjel za fiziku Sveučilišta u Osijeku <i>Department of Physics of University of Osijek</i>	82	43	26	13	35	22	21	8	-	-	-	-	-	-
Redoviti/ Full-time	82	43	26	13	35	22	21	8	-	-	-	-	-	-
Fakultet za fiziku Sveučilišta u Rijeci <i>Faculty of Physics of University of Rijeka</i>	102	61	27	15	50	31	25	15	-	-	-	-	-	-
Redoviti/ Full-time	102	61	27	15	50	31	25	15	-	-	-	-	-	-
Odjel za kemiju Sveučilišta u Osijeku <i>Department of Chemistry of University of Osijek</i>	156	117	51	40	74	53	31	24	-	-	-	-	-	-
Redoviti/ Full-time	156	117	51	40	74	53	31	24	-	-	-	-	-	-
Odjel za biologiju Sveučilišta u Osijeku <i>Department of Biology of University of Osijek</i>	255	186	90	67	98	69	67	50	-	-	-	-	-	-
Redoviti/ Full-time	255	186	90	67	98	69	67	50	-	-	-	-	-	-
Arhitektonski fakultet, Zagreb <i>Faculty of Architecture, Zagreb</i>	1 056	736	422	294	415	295	219	147	-	-	-	-	-	-
Redoviti/ Full-time	1 056	736	422	294	415	295	219	147	-	-	-	-	-	-
Građevinarski i arhitektonski fakultet, Osijek <i>Faculty of Civil Engineering and Architecture, Osijek</i>	786	443	245	138	302	172	239	133	-	-	-	-	-	-
Redoviti/ Full-time	786	443	245	138	302	172	239	133	-	-	-	-	-	-

**2.5. STUDENTI PREMA VISOKIM UČILIŠTIMA, NAČINU STUDIRANJA, GODINI STUDIJA I SPOLU U AK. G. 2022./2023.**
**STUDENTS, BY INSTITUTIONS OF HIGHER EDUCATION, MODE OF STUDY, YEAR OF STUDY AND SEX, 2022/2023 ACADEMIC YEAR**

 (nastavak)  
 (continued)

	Ukupno Total		Godina studija Year of study											
			I.		II.		III.		IV.		V.		VI.	
	svega All	stu- dence Female students	svega All	stu- dence Female students	svega All	stu- dence Female students	svega All	stu- dence Female students	svega All	stu- dence Female students	svega All	stu- dence Female students	svega All	stu- dence Female students
Građevinski fakultet, Rijeka <i>Faculty of Civil Engineering, Rijeka</i> Redoviti/ Full-time	424	214	216	112	151	72	57	30	-	-	-	-	-	-
Građevinski fakultet, Zagreb <i>Faculty of Civil Engineering, Zagreb</i> Redoviti/ Full-time	1 295	625	560	245	519	284	216	96	-	-	-	-	-	-
Fakultet građevinarstva, arhitekture i geodezije, Split <i>Faculty of Civil Engineering, Architecture and Geodesy, Split</i> Redoviti/ Full-time	904	524	342	206	356	205	206	113	-	-	-	-	-	-
Geodetski fakultet, Zagreb <i>Faculty of Geodesy, Zagreb</i> Redoviti/ Full-time	537	228	223	81	174	81	140	66	-	-	-	-	-	-
Geotehnički fakultet, Varaždin <i>Faculty of Geotechnical Engineering, Varaždin</i> Redoviti/ Full-time	123	77	53	30	51	34	19	13	-	-	-	-	-	-
Grafički fakultet, Zagreb <i>Faculty of Graphic Arts, Zagreb</i> Redoviti/ Full-time	810	552	344	228	282	194	184	130	-	-	-	-	-	-
Fakultet strojarstva i brodogradnje, Zagreb <i>Faculty of Mechanical Engineering and Naval Architecture, Zagreb</i> Redoviti/ Full-time	2 539	558	1 173	268	895	183	471	107	-	-	-	-	-	-
Tehnički fakultet, Rijeka <i>Faculty of Engineering, Rijeka</i> Redoviti/ Full-time	1 454	236	444	63	639	115	371	58	-	-	-	-	-	-
	1 401	226	439	63	591	105	371	58	-	-	-	-	-	-



**2.5. STUDENTI PREMA VISOKIM UČILIŠTIMA, NAČINU STUDIRANJA, GODINI STUDIJA I SPOLU U AK. G. 2022./2023.**
**STUDENTS, BY INSTITUTIONS OF HIGHER EDUCATION, MODE OF STUDY, YEAR OF STUDY AND SEX, 2022/2023 ACADEMIC YEAR**

 (nastavak)  
 (continued)

	Ukupno Total		Godina studija Year of study											
			I.		II.		III.		IV.		V.		VI.	
	svega All	stu- dence Female students	svega All	stu- dence Female students	svega All	stu- dence Female students	svega All	stu- dence Female students	svega All	stu- dence Female students	svega All	stu- dence Female students	svega All	stu- dence Female students
Fakultet elektrotehnike, strojarstva i brodogradnje, Split <i>Faculty of Electrical Engineering, Mechanical Engineering and Naval Architecture, Split</i>	1 719	482	904	229	538	166	277	87	-	-	-	-	-	-
Redoviti/ Full-time	1 705	476	890	223	538	166	277	87	-	-	-	-	-	-
Fakultet elektrotehnike, računarstva i informacijskih tehnologija, Osijek <i>Faculty of Electrical Engineering, Computer Science and Information Technology, Osijek</i>	1 277	248	571	102	471	94	235	52	-	-	-	-	-	-
Redoviti/ Full-time	1 227	246	551	102	457	93	219	51	-	-	-	-	-	-
Fakultet elektrotehnike i računarstva, Zagreb <i>Faculty of Electrical Engineering and Computing, Zagreb</i>	3 704	932	1 848	466	1 153	278	703	188	-	-	-	-	-	-
Redoviti/ Full-time	3 704	932	1 848	466	1 153	278	703	188	-	-	-	-	-	-
Fakultet prometnih znanosti, Zagreb <i>Faculty of Transport and Traffic Engineering, Zagreb</i>	1 511	378	773	196	480	132	258	50	-	-	-	-	-	-
Redoviti/ Full-time	901	218	552	129	245	72	104	17	-	-	-	-	-	-
Rudarsko-geološko-naftni fakultet, Zagreb <i>Faculty of Mining, Geology and Petroleum Engineering, Zagreb</i>	568	248	292	121	197	95	79	32	-	-	-	-	-	-
Redoviti/ Full-time	568	248	292	121	197	95	79	32	-	-	-	-	-	-
Metalurški fakultet, Sisak <i>Faculty of Metallurgy, Sisak</i>	135	63	73	27	35	20	27	16	-	-	-	-	-	-
Redoviti/ Full-time	74	42	38	18	24	15	12	9	-	-	-	-	-	-
Kemijsko-tehnološki fakultet, Split <i>Faculty of Chemistry and Technology, Split</i>	442	375	212	183	154	125	76	67	-	-	-	-	-	-
Redoviti/ Full-time	442	375	212	183	154	125	76	67	-	-	-	-	-	-

**2.5. STUDENTI PREMA VISOKIM UČILIŠTIMA, NAČINU STUDIRANJA, GODINI STUDIJA I SPOLU U AK. G. 2022./2023.**
**STUDENTS, BY INSTITUTIONS OF HIGHER EDUCATION, MODE OF STUDY, YEAR OF STUDY AND SEX, 2022/2023 ACADEMIC YEAR**

 (nastavak)  
 (continued)

	Ukupno Total		Godina studija Year of study											
			I.		II.		III.		IV.		V.		VI.	
	svega All	stu- dence Female students	svega All	stu- dence Female students	svega All	stu- dence Female students	svega All	stu- dence Female students	svega All	stu- dence Female students	svega All	stu- dence Female students	svega All	stu- dence Female students
Fakultet kemijskog inženjerstva i tehnologije, Zagreb <i>Faculty of Chemical Engineering and Technology, Zagreb</i>	1 096	841	473	365	455	346	168	130	-	-	-	-	-	-
Redoviti/ Full-time	1 096	841	473	365	455	346	168	130	-	-	-	-	-	-
Tekstilno-tehnološki fakultet, Zagreb <i>Faculty of Textile Technology, Zagreb</i>	437	392	192	167	160	146	85	79	-	-	-	-	-	-
Redoviti/ Full-time	437	392	192	167	160	146	85	79	-	-	-	-	-	-
Pomorski fakultet, Rijeka <i>Faculty of Maritime Studies, Rijeka</i>	1 491	298	445	90	539	108	507	100	-	-	-	-	-	-
Redoviti/ Full-time	1 031	230	356	79	387	88	288	63	-	-	-	-	-	-
Pomorski fakultet, Split <i>Faculty of Maritime Studies, Split</i>	1 264	285	477	109	504	122	283	54	-	-	-	-	-	-
Redoviti/ Full-time	711	192	364	87	244	77	103	28	-	-	-	-	-	-
Sveučilište u Zagrebu <i>University of Zagreb</i>	390	92	147	32	78	21	94	21	71	18	-	-	-	-
Redoviti/ Full-time	390	92	147	32	78	21	94	21	71	18	-	-	-	-
Medicinski fakultet, Osijek <i>Faculty of Medicine, Osijek</i>	648	418	160	105	179	131	96	62	74	39	79	46	60	35
Redoviti/ Full-time	644	414	160	105	175	127	96	62	74	39	79	46	60	35
Medicinski fakultet, Rijeka <i>Faculty of Medicine, Rijeka</i>	1 253	834	290	205	274	196	199	126	158	100	168	107	164	100
Redoviti/ Full-time	1 253	834	290	205	274	196	199	126	158	100	168	107	164	100
Medicinski fakultet, Split <i>Faculty of Medicine, Split</i>	1 211	862	237	176	230	161	200	136	204	144	176	126	164	119
Redoviti/ Full-time	1 211	862	237	176	230	161	200	136	204	144	176	126	164	119
Medicinski fakultet, Zagreb <i>Faculty of Medicine, Zagreb</i>	2 268	1 496	476	333	452	321	345	229	314	196	347	214	334	203
Redoviti/ Full-time	2 196	1 432	446	309	410	281	345	229	314	196	347	214	334	203
Fakultet za dentalnu medicinu i zdravstvo, Osijek <i>Faculty of Dental Medicine and Health, Osijek</i>	1 103	818	392	304	412	324	199	143	29	19	37	16	34	12
Redoviti/ Full-time	303	232	120	94	123	93	60	45	-	-	-	-	-	-

**2.5. STUDENTI PREMA VISOKIM UČILIŠTIMA, NAČINU STUDIRANJA, GODINI STUDIJA I SPOLU U AK. G. 2022./2023.**
**STUDENTS, BY INSTITUTIONS OF HIGHER EDUCATION, MODE OF STUDY, YEAR OF STUDY AND SEX, 2022/2023 ACADEMIC YEAR**

 (nastavak)  
 (continued)

	Ukupno Total		Godina studija Year of study											
			I.		II.		III.		IV.		V.		VI.	
	svega All	stu- dence Female students	svega All	stu- dence Female students	svega All	stu- dence Female students	svega All	stu- dence Female students	svega All	stu- dence Female students	svega All	stu- dence Female students	svega All	stu- dence Female students
Fakultet dentalne medicine, Rijeka <i>Faculty of Dental Medicine, Rijeka</i>	254	207	46	36	48	38	59	49	29	26	34	30	38	28
Redoviti/ Full-time	234	188	46	36	48	38	39	30	29	26	34	30	38	28
Fakultet zdravstvenih studija, Rijeka <i>Faculty of Health Studies, Rijeka</i>	322	265	169	140	153	125	-	-	-	-	-	-	-	-
Redoviti/ Full-time	33	27	33	27	-	-	-	-	-	-	-	-	-	-
Sveučilišni odjel zdravstvenih studija, Split <i>University Department of Health Sciences, Split</i>	735	604	248	206	290	229	197	169	-	-	-	-	-	-
Redoviti/ Full-time	371	320	129	114	113	101	129	105	-	-	-	-	-	-
Stomatološki fakultet, Zagreb <i>Faculty of Dental Medicine, Zagreb</i>	643	495	128	104	96	70	106	77	105	77	117	98	91	69
Redoviti/ Full-time	643	495	128	104	96	70	106	77	105	77	117	98	91	69
Farmaceutsko-biokemijski fakultet, Zagreb <i>Faculty of Pharmacy and Biochemistry, Zagreb</i>	1 012	785	230	185	154	121	178	136	194	139	256	204	-	-
Redoviti/ Full-time	1 012	785	230	185	154	121	178	136	194	139	256	204	-	-
Odjel za biotehnologiju Sveučilišta u Rijeci <i>Department of Biotechnology of University of Rijeka</i>	252	208	82	69	109	88	61	51	-	-	-	-	-	-
Redoviti/ Full-time	252	208	82	69	109	88	61	51	-	-	-	-	-	-
Veterinarski fakultet, Zagreb <i>Faculty of Veterinary Medicine, Zagreb</i>	1 013	825	213	179	159	131	158	134	157	126	142	113	184	142
Redoviti/ Full-time	1 013	825	213	179	159	131	158	134	157	126	142	113	184	142
Prehrambeno-tehnološki fakultet, Osijek <i>Faculty of Food Technology, Osijek</i>	581	477	146	112	293	244	142	121	-	-	-	-	-	-
Redoviti/ Full-time	579	476	146	112	293	244	140	120	-	-	-	-	-	-
Prehrambeno-biotehnološki fakultet, Zagreb <i>Faculty of Food Technology and Biotechnology, Zagreb</i>	1 046	914	413	352	441	392	192	170	-	-	-	-	-	-
Redoviti/ Full-time	1 044	913	413	352	441	392	190	169	-	-	-	-	-	-

**2.5. STUDENTI PREMA VISOKIM UČILIŠTIMA, NAČINU STUDIRANJA, GODINI STUDIJA I SPOLU U AK. G. 2022./2023.**
**STUDENTS, BY INSTITUTIONS OF HIGHER EDUCATION, MODE OF STUDY, YEAR OF STUDY AND SEX, 2022/2023 ACADEMIC YEAR**

 (nastavak)  
 (continued)

	Ukupno Total		Godina studija Year of study											
			I.		II.		III.		IV.		V.		VI.	
	svega All	stu- dence Female students	svega All	stu- dence Female students	svega All	stu- dence Female students	svega All	stu- dence Female students	svega All	stu- dence Female students	svega All	stu- dence Female students	svega All	stu- dence Female students
Fakultet agrobiotehničkih znanosti, Osijek <i>Faculty of Agrobiotechnical Sciences, Osijek</i>	912	382	316	125	428	176	168	81	-	-	-	-	-	-
Redoviti/ Full-time	594	262	224	92	268	120	102	50	-	-	-	-	-	-
Fakultet turizma i ruralnog razvoja u Požegi <i>Faculty of Tourism and Rural Development, Požega</i>	29	11	29	11	-	-	-	-	-	-	-	-	-	-
Redoviti/ Full-time	17	9	17	9	-	-	-	-	-	-	-	-	-	-
Agronomski fakultet, Zagreb <i>Faculty of Agriculture, Zagreb</i>	1 573	968	833	491	576	379	164	98	-	-	-	-	-	-
Redoviti/ Full-time	1 572	967	832	490	576	379	164	98	-	-	-	-	-	-
Sveučilišni odjel za studije mora, Split <i>University Department for Maritime Studies, Split</i>	152	109	58	42	52	35	42	32	-	-	-	-	-	-
Redoviti/ Full-time	152	109	58	42	52	35	42	32	-	-	-	-	-	-
Fakultet šumarstva i drvne tehnologije, Zagreb <i>Faculty of Forestry and Wood Technology, Zagreb</i>	679	250	386	138	223	90	70	22	-	-	-	-	-	-
Redoviti/ Full-time	679	250	386	138	223	90	70	22	-	-	-	-	-	-
Ekonomski fakultet, Osijek <i>Faculty of Economics, Osijek</i>	1 643	1 034	570	353	695	450	378	231	-	-	-	-	-	-
Redoviti/ Full-time	999	661	376	238	445	295	178	128	-	-	-	-	-	-
Ekonomski fakultet, Rijeka <i>Faculty of Economics and Business, Rijeka</i>	2 078	1 485	728	503	730	519	620	463	-	-	-	-	-	-
Redoviti/ Full-time	1 311	930	440	293	436	308	435	329	-	-	-	-	-	-
Ekonomski fakultet, Split <i>Faculty of Economics, Split</i>	1 507	1 012	725	475	589	397	193	140	-	-	-	-	-	-
Redoviti/ Full-time	1 160	788	467	304	511	351	182	133	-	-	-	-	-	-
Ekonomski fakultet, Zagreb <i>Faculty of Economics and Business, Zagreb</i>	6 711	4 139	2 292	1 338	958	605	940	591	965	622	1 556	983	-	-
Redoviti/ Full-time	5 187	3 229	1 819	1 053	810	518	796	509	752	481	1 010	668	-	-

**2.5. STUDENTI PREMA VISOKIM UČILIŠTIMA, NAČINU STUDIRANJA, GODINI STUDIJA I SPOLU U AK. G. 2022./2023.**
**STUDENTS, BY INSTITUTIONS OF HIGHER EDUCATION, MODE OF STUDY, YEAR OF STUDY AND SEX, 2022/2023 ACADEMIC YEAR**

 (nastavak)  
 (continued)

	Ukupno Total		Godina studija Year of study											
			I.		II.		III.		IV.		V.		VI.	
	svega All	stu- dence Female students	svega All	stu- dence Female students	svega All	stu- dence Female students	svega All	stu- dence Female students	svega All	stu- dence Female students	svega All	stu- dence Female students	svega All	stu- dence Female students
Fakultet za menadžment u turizmu i ugostiteljstvu, Opatija <i>Faculty of Tourism and Hospitality Management, Opatija</i>	1 272	888	535	376	165	119	181	125	391	268	-	-	-	-
Redoviti/ Full-time	648	467	267	200	117	88	110	79	154	100	-	-	-	-
Fakultet za menadžment u turizmu i ugostiteljstvu, Opatija – centar u Zaboku <i>Faculty of Tourism and Hospitality Management, Opatija – Department in Zabok</i>	618	381	104	63	88	50	110	61	316	207	-	-	-	-
Redoviti/ Full-time	-	-	-	-	-	-	-	-	-	-	-	-	-	-
Fakultet organizacije i informatike, Varaždin <i>Faculty of Organisation and Informatics, Varaždin</i>	1 786	695	846	320	603	228	337	147	-	-	-	-	-	-
Redoviti/ Full-time	1 532	609	759	279	497	200	276	130	-	-	-	-	-	-
Fakultet informatike i digitalnih tehnologija, Rijeka <i>Faculty of Informatics of University of Rijeka</i>	424	111	135	33	157	48	132	30	-	-	-	-	-	-
Redoviti/ Full-time	424	111	135	33	157	48	132	30	-	-	-	-	-	-
Pravni fakultet, Osijek <i>Faculty of Law, Osijek</i>	1 387	1 062	309	237	305	246	288	216	288	220	197	143	-	-
Redoviti/ Full-time	597	494	220	172	176	153	102	87	58	48	41	34	-	-
Pravni fakultet, Rijeka <i>Faculty of Law, Rijeka</i>	937	703	239	175	210	167	173	125	152	110	163	126	-	-
Redoviti/ Full-time	779	583	211	157	182	143	144	103	121	88	121	92	-	-
Pravni fakultet, Split <i>Faculty of Law, Split</i>	1 242	877	183	126	413	294	190	136	246	184	210	137	-	-
Redoviti/ Full-time	544	391	140	97	189	132	59	48	87	68	69	46	-	-
Pravni fakultet, Zagreb <i>Faculty of Law, Zagreb</i>	4 386	3 344	1 413	1 131	553	407	1 015	774	865	656	540	376	-	-
Redoviti/ Full-time	2 606	2 001	1 078	862	334	246	600	454	347	273	247	166	-	-
Fakultet političkih znanosti, Zagreb <i>Faculty of Political Sciences, Zagreb</i>	1 271	871	559	371	383	278	237	165	92	57	-	-	-	-
Redoviti/ Full-time	1 264	867	553	368	383	278	237	165	91	56	-	-	-	-
Kineziološki fakultet, Osijek <i>Faculty of Kinesiology, Osijek</i>	365	97	157	41	140	34	68	22	-	-	-	-	-	-
Redoviti/ Full-time	310	91	125	36	117	33	68	22	-	-	-	-	-	-

**2.5. STUDENTI PREMA VISOKIM UČILIŠTIMA, NAČINU STUDIRANJA, GODINI STUDIJA I SPOLU U AK. G. 2022./2023.**
**STUDENTS, BY INSTITUTIONS OF HIGHER EDUCATION, MODE OF STUDY, YEAR OF STUDY AND SEX, 2022/2023 ACADEMIC YEAR**

 (nastavak)  
 (continued)

	Ukupno Total		Godina studija Year of study											
			I.		II.		III.		IV.		V.		VI.	
	svega All	stu- dence Female students	svega All	stu- dence Female students	svega All	stu- dence Female students	svega All	stu- dence Female students	svega All	stu- dence Female students	svega All	stu- dence Female students	svega All	stu- dence Female students
Kineziološki fakultet, Split <i>Faculty of Kinesiology, Split</i>	381	156	145	55	150	64	86	37	-	-	-	-	-	-
Redoviti/ Full-time	381	156	145	55	150	64	86	37	-	-	-	-	-	-
Kineziološki fakultet, Zagreb <i>Faculty of Kinesiology, Zagreb</i>	1 334	441	373	118	225	69	250	96	193	61	293	97	-	-
Redoviti/ Full-time	1 334	441	373	118	225	69	250	96	193	61	293	97	-	-
Fakultet za odgojne i obrazovne znanosti, Osijek <i>Faculty of Educational Sciences, Osijek</i>	953	923	350	339	305	296	167	165	46	46	85	77	-	-
Redoviti/ Full-time	555	533	180	173	145	139	99	98	46	46	85	77	-	-
Učiteljski fakultet, Rijeka <i>Faculty of Teacher Education, Rijeka</i>	566	551	171	166	206	202	117	114	33	32	39	37	-	-
Redoviti/ Full-time	342	330	94	90	89	87	87	84	33	32	39	37	-	-
Učiteljski fakultet, Zagreb <i>Faculty of Teacher Education, Zagreb</i>	1 724	1 674	512	499	598	583	291	286	146	137	177	169	-	-
Redoviti/ Full-time	1 192	1 151	322	311	325	317	222	217	146	137	177	169	-	-
Učiteljski fakultet, Zagreb – centar u Čakovcu <i>Faculty of Teacher Education, Zagreb – Department in Čakovec</i>	535	518	169	162	160	157	148	145	15	13	43	41	-	-
Redoviti/ Full-time	334	317	105	98	93	90	78	75	15	13	43	41	-	-
Učiteljski fakultet, Zagreb – centar u Petrinji <i>Faculty of Teacher Education, Zagreb – Department in Petrinja</i>	560	534	165	159	152	139	170	168	21	18	52	50	-	-
Redoviti/ Full-time	292	275	75	71	87	79	57	57	21	18	52	50	-	-
Edukacijsko- rehabilitacijski fakultet, Zagreb <i>Faculty of Education and Rehabilitation, Zagreb</i>	943	905	347	336	380	363	216	206	-	-	-	-	-	-
Redoviti/ Full-time	878	845	312	303	380	363	186	179	-	-	-	-	-	-
Filozofski fakultet, Osijek <i>Faculty of Humanities and Social Sciences, Osijek</i>	1 212	909	430	328	549	403	233	178	-	-	-	-	-	-
Redoviti/ Full-time	1 212	909	430	328	549	403	233	178	-	-	-	-	-	-

**2.5. STUDENTI PREMA VISOKIM UČILIŠTIMA, NAČINU STUDIRANJA, GODINI STUDIJA I SPOLU U AK. G. 2022./2023.**
**STUDENTS, BY INSTITUTIONS OF HIGHER EDUCATION, MODE OF STUDY, YEAR OF STUDY AND SEX, 2022/2023 ACADEMIC YEAR**

 (nastavak)  
 (continued)

	Ukupno Total		Godina studija Year of study											
			I.		II.		III.		IV.		V.		VI.	
	svega All	stu- dence Female students	svega All	stu- dence Female students	svega All	stu- dence Female students	svega All	stu- dence Female students	svega All	stu- dence Female students	svega All	stu- dence Female students	svega All	stu- dence Female students
Filozofski fakultet, Rijeka <i>Faculty of Humanities and Social Sciences, Rijeka</i>	1 223	1 041	400	330	478	415	345	296	-	-	-	-	-	-
Redoviti/ Full-time	1 197	1 015	374	304	478	415	345	296	-	-	-	-	-	-
Filozofski fakultet, Split <i>Faculty of Humanities and Social Sciences, Split</i>	1 408	1 226	493	433	574	487	251	218	37	36	53	52	-	-
Redoviti/ Full-time	1 260	1 079	426	366	493	407	251	218	37	36	53	52	-	-
Filozofski fakultet, Zagreb <i>Faculty of Humanities and Social Sciences, Zagreb</i>	5 963	4 606	1 546	1 225	2 858	2 201	1 401	1 088	143	85	15	7	-	-
Redoviti/ Full-time	5 812	4 478	1 509	1 193	2 744	2 105	1 401	1 088	143	85	15	7	-	-
Fakultet hrvatskih studija, Zagreb <i>Faculty of Croatian Studies, Zagreb</i>	1 329	1 023	505	388	556	427	268	208	-	-	-	-	-	-
Redoviti/ Full-time	1 329	1 023	505	388	556	427	268	208	-	-	-	-	-	-
Sveučilišni odjel za forenzične znanosti, Split <i>University Department of Forensic Sciences, Split</i>	338	212	144	85	194	127	-	-	-	-	-	-	-	-
Redoviti/ Full-time	338	212	144	85	194	127	-	-	-	-	-	-	-	-
Sveučilište u Dubrovniku <i>University of Dubrovnik</i>	987	425	337	128	407	179	243	118	-	-	-	-	-	-
Redoviti/ Full-time	709	302	275	98	279	126	155	78	-	-	-	-	-	-
Sveučilište u Puli – Pola <i>University of Pula – Pola</i>	2 828	1 874	1 015	654	1 046	691	707	477	31	23	29	29	-	-
Redoviti/ Full-time	2 143	1 375	779	484	751	472	553	367	31	23	29	29	-	-
Sveučilište u Rijeci <i>University of Rijeka</i>	174	104	58	33	60	38	56	33	-	-	-	-	-	-
Redoviti/ Full-time	163	100	58	33	49	34	56	33	-	-	-	-	-	-
Sveučilište u Slavonskom Brodu <i>University of Slavonski Brod</i>	1 344	643	448	231	500	210	325	135	29	26	42	41	-	-
Redoviti/ Full-time	499	227	222	85	134	41	72	34	29	26	42	41	-	-
Sveučilište u Splitu <i>University of Split</i>	249	116	76	49	46	23	70	34	27	6	30	4	-	-
Redoviti/ Full-time	249	116	76	49	46	23	70	34	27	6	30	4	-	-
Sveučilište Vern <i>Vern University</i>	98	52	50	26	29	15	19	11	-	-	-	-	-	-
Redoviti/ Full-time	78	42	37	19	24	14	17	9	-	-	-	-	-	-

**2.5. STUDENTI PREMA VISOKIM UČILIŠTIMA, NAČINU STUDIRANJA, GODINI STUDIJA I SPOLU U AK. G. 2022./2023.**
**STUDENTS, BY INSTITUTIONS OF HIGHER EDUCATION, MODE OF STUDY, YEAR OF STUDY AND SEX, 2022/2023 ACADEMIC YEAR**

 (nastavak)  
 (continued)

	Ukupno Total		Godina studija Year of study											
			I.		II.		III.		IV.		V.		VI.	
	svega All	stu- dence Female students	svega All	stu- dence Female students	svega All	stu- dence Female students	svega All	stu- dence Female students	svega All	stu- dence Female students	svega All	stu- dence Female students	svega All	stu- dence Female students
Sveučilište u Zadru <i>University of Zadar</i>	4 577	3 426	1 526	1 054	1 927	1 503	946	700	63	61	115	108	-	-
Redoviti/ Full-time	2 996	2 350	1 113	797	1 171	949	544	443	59	58	109	103	-	-
Sveučilište Sjever, Koprivnica <i>University North, Koprivnica</i>	1 553	933	670	379	755	461	128	93	-	-	-	-	-	-
Redoviti/ Full-time	722	442	361	213	280	168	81	61	-	-	-	-	-	-
Libertas međunarodno sveučilište, Zagreb <i>Libertas International University, Zagreb</i>	1 277	708	470	262	518	279	289	167	-	-	-	-	-	-
Redoviti/ Full-time	801	436	316	170	296	154	189	112	-	-	-	-	-	-
Hrvatsko katoličko sveučilište, Zagreb <i>Croatian Catholic University, Zagreb</i>	1 365	1 092	494	388	665	526	206	178	-	-	-	-	-	-
Redoviti/ Full-time	1 103	863	392	302	547	419	164	142	-	-	-	-	-	-
Katolički bogoslovni fakultet, Đakovo <i>Catholic Theological Faculty, Đakovo</i>	65	21	13	3	11	3	14	2	6	4	21	9	-	-
Redoviti/ Full-time	57	19	13	3	11	3	13	2	6	4	14	7	-	-
Katolički bogoslovni fakultet, Split <i>Catholic Theological Faculty, Split</i>	138	62	36	21	39	20	28	15	16	1	19	5	-	-
Redoviti/ Full-time	138	62	36	21	39	20	28	15	16	1	19	5	-	-
Katolički bogoslovni fakultet, Zagreb <i>Catholic Theological Faculty and Institutes, Zagreb</i>	341	129	74	29	92	50	50	23	45	13	80	14	-	-
Redoviti/ Full-time	341	129	74	29	92	50	50	23	45	13	80	14	-	-
Fakultet filozofije i religijskih znanosti, Zagreb <i>Faculty of Philosophy and Religious Studies, Zagreb</i>	82	52	30	16	36	24	16	12	-	-	-	-	-	-
Redoviti/ Full-time	63	42	22	13	28	19	13	10	-	-	-	-	-	-
Filozofsko-teološki institut Družbe Isusove, Zagreb <i>Institute of Philosophy of the Society of Jesus, Zagreb</i>	54	6	13	1	10	2	7	-	11	3	13	-	-	-
Redoviti/ Full-time	54	6	13	1	10	2	7	-	11	3	13	-	-	-



**2.5. STUDENTI PREMA VISOKIM UČILIŠTIMA, NAČINU STUDIRANJA, GODINI STUDIJA I SPOLU U AK. G. 2022./2023.**
**STUDENTS, BY INSTITUTIONS OF HIGHER EDUCATION, MODE OF STUDY, YEAR OF STUDY AND SEX, 2022/2023 ACADEMIC YEAR**

 (nastavak)  
 (continued)

	Ukupno Total		Godina studija Year of study											
			I.		II.		III.		IV.		V.		VI.	
	svega All	stu- dence Female students	svega All	stu- dence Female students	svega All	stu- dence Female students	svega All	stu- dence Female students	svega All	stu- dence Female students	svega All	stu- dence Female students	svega All	stu- dence Female students
Sveučilišni centar za protestantsku teologiju Matija Vlačić Ilirik, Zagreb <i>University Center for Protestant Theology Matthias Flacius Illyricus Zagreb</i>	25	14	10	6	7	2	8	6	-	-	-	-	-	-
Redoviti/ Full-time	16	11	6	4	4	1	6	6	-	-	-	-	-	-
Umjetničke akademije <i>Art academies</i>	2 786	1 894	859	600	996	679	543	381	202	127	186	107	-	-
Redoviti/ Full-time	2 561	1 745	789	553	898	616	492	347	196	122	186	107	-	-
Muzička akademija, Zagreb <i>Academy of Music, Zagreb</i>	554	315	97	54	106	64	100	59	94	53	157	85	-	-
Redoviti/ Full-time	554	315	97	54	106	64	100	59	94	53	157	85	-	-
Akademija likovnih umjetnosti, Zagreb <i>Academy of Fine Arts, Zagreb</i>	401	298	172	126	109	79	60	49	45	34	15	10	-	-
Redoviti/ Full-time	401	298	172	126	109	79	60	49	45	34	15	10	-	-
Akademija za umjetnosti i kulturu, Osijek <i>Academy of Arts and Culture, Osijek</i>	753	534	244	177	349	235	141	107	19	15	-	-	-	-
Redoviti/ Full-time	528	385	174	130	251	172	90	73	13	10	-	-	-	-
Umjetnička akademija, Split <i>Arts Academy, Split</i>	401	279	126	82	126	96	91	64	44	25	14	12	-	-
Redoviti/ Full-time	401	279	126	82	126	96	91	64	44	25	14	12	-	-
Akademija dramske umjetnosti, Zagreb <i>Academy of Dramatic Arts, Zagreb</i>	380	219	129	81	177	98	74	40	-	-	-	-	-	-
Redoviti/ Full-time	380	219	129	81	177	98	74	40	-	-	-	-	-	-
Akademija primijenjenih umjetnosti, Rijeka <i>Academy of Applied Arts, Rijeka</i>	297	249	91	80	129	107	77	62	-	-	-	-	-	-
Redoviti/ Full-time	297	249	91	80	129	107	77	62	-	-	-	-	-	-

**2.6. STUDENTI PREMA ŽUPANIJI I GRADU/OPĆINI PREBIVALIŠTA, VRSTAMA VISOKIH UČILIŠTA I NAČINU STUDIRANJA U AK. G. 2022./2023.**

STUDENTS, BY COUNTY AND TOWN/MUNICIPALITY OF RESIDENCE, TYPE OF INSTITUTION OF HIGHER EDUCATION AND MODE OF STUDY, 2022/2023 ACADEMIC YEAR

	Ukupno Total		Visoke škole Schools of professional higher education		Veleučilišta Polytechnics		Fakulteti Faculties				Umjetničke akademije Art academies	
	svega All	redoviti Full-time	svega All	redoviti Full-time	svega All	redoviti Full-time	stručni studij Professional study		sveučilišni studij University study		svega All	redoviti Full-time
							svega All	redoviti Full-time	svega All	redoviti Full-time		
Ukupno Total	151 827	110 338	2 676	1 933	21 962	10 276	19 942	10 133	104 461	85 435	2 786	2 561
Republika Hrvatska Republic of Croatia	144 296	104 052	2 412	1 694	21 347	9 731	19 204	9 757	98 696	80 455	2 637	2 415
Zagrebačka županija County of Zagreb	11 076	7 513	202	134	2 676	1 054	1 295	658	6 744	5 510	159	157
Gradovi/ Towns	8 842	6 066	166	119	2 035	803	1 053	536	5 450	4 471	138	137
Dugo Selo	983	633	9	5	265	96	139	88	558	432	12	12
Ivanić-Grad	433	297	6	3	102	47	47	21	273	221	5	5
Jastrebarsko	708	510	14	10	173	87	69	34	435	362	17	17
Samobor	1 546	1 086	36	26	322	132	201	110	951	782	36	36
Sveta Nedelja	737	523	15	12	180	73	76	36	453	389	13	13
Sveti Ivan Zelina	526	369	2	1	88	39	105	47	323	274	8	8
Velika Gorica	2 388	1 634	57	41	539	191	268	134	1 500	1 244	24	24
Vrbovec	390	261	7	6	95	34	49	21	234	195	5	5
Zaprešić	1 131	753	20	15	271	104	99	45	723	572	18	17
Općine/ Municipalities	2 234	1 447	36	15	641	251	242	122	1 294	1 039	21	20
Bedenica	44	30	2	-	6	1	10	5	26	24	-	-
Bistra	269	155	9	4	67	25	27	9	165	116	1	1
Brckovljani	19	11	2	2	5	3	3	1	9	5	-	-
Brdovec	421	284	5	1	128	48	32	19	252	212	4	4
Dubrava	122	81	1	-	35	19	15	10	70	51	1	1
Dubravica	42	22	-	-	12	3	7	3	22	15	1	1
Farkaševac	27	11	-	-	13	5	7	1	7	5	-	-
Gradec	65	48	3	2	19	10	8	5	35	31	-	-
Jakovlje	87	56	1	-	27	10	9	5	50	41	-	-
Klinča Sela	58	27	2	-	24	6	1	1	31	20	-	-
Kloštar Ivanić	168	111	-	-	43	16	18	9	104	83	3	3
Krašić	75	51	-	-	18	11	10	4	46	35	1	1
Kravarsko	107	76	1	1	22	5	9	3	74	66	1	1
Križ	156	104	-	-	48	25	16	9	90	68	2	2
Luka	42	25	-	-	12	3	5	1	24	20	1	1
Marija Gorica	56	38	1	1	13	3	5	2	37	32	-	-
Orle	25	14	-	-	8	3	2	-	15	11	-	-
Pisarovina	92	61	3	-	28	11	16	11	43	37	2	2
Pokupsko	41	30	1	1	12	6	6	4	21	18	1	1
Preseka	33	23	-	-	10	4	3	1	19	18	1	-
Pušća	91	61	1	-	29	10	12	8	48	42	1	1
Rakovec	27	22	-	-	6	5	4	3	17	14	-	-
Rugvica	52	24	2	2	30	7	2	-	18	15	-	-
Stupnik	106	76	2	1	24	11	14	7	65	56	1	1
Žumberak	9	6	-	-	2	1	1	1	6	4	-	-
Krapinsko-zagorska županija County of Krapina-Zagorje	4 047	2 844	36	17	880	488	497	228	2 571	2 050	63	61
Gradovi/ Towns	1 704	1 187	13	7	388	216	197	81	1 083	861	23	22
Donja Stubica	183	118	2	1	44	22	23	9	111	83	3	3
Klanjec	97	62	-	-	20	8	14	8	63	46	-	-

**2.6. STUDENTI PREMA ŽUPANIJI I GRADU/OPĆINI PREBIVALIŠTA, VRSTAMA VISOKIH UČILIŠTA I NAČINU STUDIRANJA U AK. G. 2022./2023.**

*STUDENTS, BY COUNTY AND TOWN/MUNICIPALITY OF RESIDENCE, TYPE OF INSTITUTION OF HIGHER EDUCATION AND MODE OF STUDY, 2022/2023 ACADEMIC YEAR*

(nastavak)  
(continued)

	Ukupno <i>Total</i>		Visoke škole <i>Schools of professional higher education</i>		Veleučilišta <i>Polytechnics</i>		Fakulteti <i>Faculties</i>				Umjetničke akademije <i>Art academies</i>	
	svoga <i>All</i>	redoviti <i>Full-time</i>	svoga <i>All</i>	redoviti <i>Full-time</i>	svoga <i>All</i>	redoviti <i>Full-time</i>	stručni studij <i>Professional study</i>		sveučilišni studij <i>University study</i>		svoga <i>All</i>	redoviti <i>Full-time</i>
							svoga <i>All</i>	redoviti <i>Full-time</i>	svoga <i>All</i>	redoviti <i>Full-time</i>		
Krapina	507	369	3	2	118	72	57	22	327	271	2	2
Oroslavje	173	126	3	2	33	18	21	10	111	91	5	5
Pregrada	198	149	-	-	44	28	17	8	132	108	5	5
Zabok	353	225	4	2	87	45	35	11	223	164	4	3
Zlatar	193	138	1	-	42	23	30	13	116	98	4	4
<i>Općine/ Municipalities</i>	2 343	1 657	23	10	492	272	300	147	1 488	1 189	40	39
Bedekovčina	234	174	1	1	56	31	31	16	143	123	3	3
Budinščina	63	46	-	-	5	2	12	6	45	37	1	1
Desinić	77	58	2	2	14	9	7	3	52	42	2	2
Đurmanec	138	104	1	1	29	19	17	9	91	75	-	-
Gornja Stubica	156	109	5	-	32	18	24	14	94	76	1	1
Hrašćina	32	22	1	-	5	3	2	-	24	19	-	-
Hum na Sutli	134	94	-	-	33	23	20	7	81	64	-	-
Jesenje	38	30	-	-	7	4	1	-	30	26	-	-
Konjščina	104	74	-	-	11	6	23	11	68	56	2	1
Kraljevec na Sutli	39	17	-	-	10	1	4	1	25	15	-	-
Krapinske Toplice	164	116	1	-	35	14	13	8	111	90	4	4
Kumrovec	32	19	-	-	9	3	3	1	19	14	1	1
Lobor	84	62	-	-	15	10	11	4	54	44	4	4
Mače	61	47	-	-	14	11	11	9	36	27	-	-
Marija Bistrica	206	149	1	-	46	23	24	15	127	103	8	8
Mihovljan	47	35	-	-	9	6	7	5	31	24	-	-
Novi Golubovec	19	11	1	1	3	2	5	1	10	7	-	-
Petrovsko	47	29	-	-	10	4	2	-	34	24	1	1
Radoboj	108	78	1	-	25	11	11	6	70	60	1	1
Stubičke Toplice	92	59	3	1	21	12	22	10	46	36	-	-
Sveti Križ Začretje	171	122	3	2	40	26	18	5	107	86	3	3
Tuhelj	75	52	-	-	12	6	9	6	53	39	1	1
Veliko Trgovišće	134	89	3	2	34	17	13	6	77	57	7	7
Zagorska Sela	16	11	-	-	5	4	2	1	9	6	-	-
Zlatar-Bistrica	72	50	-	-	12	7	8	3	51	39	1	1
<i>Sisačko-moslavačka županija County of Sisak-Moslavina</i>	4 352	2 935	42	21	935	384	565	256	2 760	2 228	50	46
<i>Gradovi/ Towns</i>	3 770	2 539	37	20	793	320	484	217	2 409	1 939	47	43
Glina	182	124	1	1	45	15	17	8	118	99	1	1
Hrvatska Kostajnica	85	63	-	-	16	8	11	5	58	50	-	-
Kutina	723	505	7	3	135	53	124	67	445	370	12	12
Novska	352	246	2	1	66	35	50	29	225	174	9	7
Petrinja	684	475	4	2	151	62	79	36	439	364	11	11
Popovača	276	167	2	1	84	22	26	7	162	135	2	2
Sisak	1 468	959	21	12	296	125	177	65	962	747	12	10
<i>Općine/ Municipalities</i>	582	396	5	1	142	64	81	39	351	289	3	3
Donji Kukuruzari	30	23	2	-	2	1	5	3	21	19	-	-
Dvor	40	33	1	1	4	4	2	1	33	27	-	-
Gvozd	29	20	-	-	6	3	5	3	18	14	-	-
Hrvatska Dubica	41	33	-	-	9	8	7	5	25	20	-	-
Jasenovac	23	14	-	-	4	2	4	2	15	10	-	-
Lekenik	112	67	1	-	36	11	15	6	60	50	-	-

**2.6. STUDENTI PREMA ŽUPANIJI I GRADU/OPĆINI PREBIVALIŠTA, VRSTAMA VISOKIH UČILIŠTA I NAČINU STUDIRANJA U AK. G. 2022./2023.**

*STUDENTS, BY COUNTY AND TOWN/MUNICIPALITY OF RESIDENCE, TYPE OF INSTITUTION OF HIGHER EDUCATION AND MODE OF STUDY, 2022/2023 ACADEMIC YEAR*

(nastavak)  
(continued)

	Ukupno <i>Total</i>		Visoke škole <i>Schools of professional higher education</i>		Veleučilišta <i>Polytechnics</i>		Fakulteti <i>Faculties</i>				Umjetničke akademije <i>Art academies</i>	
	svega <i>All</i>	redoviti <i>Full-time</i>	svega <i>All</i>	redoviti <i>Full-time</i>	svega <i>All</i>	redoviti <i>Full-time</i>	stručni studij <i>Professional study</i>		sveučilišni studij <i>University study</i>		svega <i>All</i>	redoviti <i>Full-time</i>
							svega <i>All</i>	redoviti <i>Full-time</i>	svega <i>All</i>	redoviti <i>Full-time</i>		
Lipovljani	80	54	-	-	17	7	11	4	52	43	-	-
Majur	1	1	-	-	1	1	-	-	-	-	-	-
Martinska Ves	41	31	-	-	10	5	6	5	24	20	1	1
Sunja	72	49	-	-	19	8	9	4	43	36	1	1
Topusko	54	34	-	-	17	8	12	3	25	23	-	-
Velika Ludina	59	37	1	-	17	6	5	3	35	27	1	1
<b>Karlovačka županija <i>County of Karlovac</i></b>	<b>3 471</b>	<b>2 551</b>	<b>26</b>	<b>19</b>	<b>846</b>	<b>531</b>	<b>406</b>	<b>181</b>	<b>2 162</b>	<b>1 792</b>	<b>31</b>	<b>28</b>
<b>Gradovi/ <i>Towns</i></b>	<b>2 929</b>	<b>2 151</b>	<b>25</b>	<b>18</b>	<b>704</b>	<b>435</b>	<b>348</b>	<b>153</b>	<b>1 825</b>	<b>1 521</b>	<b>27</b>	<b>24</b>
Duga Resa	374	283	3	2	103	70	41	20	224	188	3	3
Karlovac	1 861	1 360	17	12	439	261	224	95	1 163	975	18	17
Ogulin	401	282	4	3	91	56	43	17	260	205	3	1
Ozalj	151	114	1	1	40	31	20	6	89	75	1	1
Slunj	142	112	-	-	31	17	20	15	89	78	2	2
<b>Općine/ <i>Municipalities</i></b>	<b>542</b>	<b>400</b>	<b>1</b>	<b>1</b>	<b>142</b>	<b>96</b>	<b>58</b>	<b>28</b>	<b>337</b>	<b>271</b>	<b>4</b>	<b>4</b>
Barilović	25	18	-	-	5	2	6	4	14	12	-	-
Bosiljevo	18	14	-	-	2	2	1	1	15	11	-	-
Cetingrad	31	24	-	-	12	9	3	1	16	14	-	-
Draganić	47	34	-	-	11	9	4	1	31	23	1	1
Generalski Stol	27	21	-	-	12	10	2	-	13	11	-	-
Josipdol	83	58	1	1	16	9	9	3	56	44	1	1
Kamanje	29	20	-	-	11	5	1	1	17	14	-	-
Krnjak	18	16	-	-	6	6	1	1	11	9	-	-
Lasinja	27	18	-	-	10	7	3	1	14	10	-	-
Netretić	28	24	-	-	5	4	3	2	20	18	-	-
Plaški	19	12	-	-	3	1	3	1	11	8	2	2
Rakovica	86	58	-	-	22	10	8	5	56	43	-	-
Ribnik	7	5	-	-	2	1	1	1	4	3	-	-
Saborsko	9	7	-	-	2	2	3	1	4	4	-	-
Tounj	13	12	-	-	3	3	1	1	9	8	-	-
Vojnić	43	32	-	-	16	13	7	3	20	16	-	-
Žakanje	32	27	-	-	4	3	2	1	26	23	-	-
<b>Varaždinska županija <i>County of Varaždin</i></b>	<b>5 272</b>	<b>3 812</b>	<b>35</b>	<b>27</b>	<b>503</b>	<b>292</b>	<b>1 239</b>	<b>597</b>	<b>3 413</b>	<b>2 818</b>	<b>82</b>	<b>78</b>
<b>Gradovi/ <i>Towns</i></b>	<b>3 318</b>	<b>2 421</b>	<b>28</b>	<b>22</b>	<b>280</b>	<b>171</b>	<b>734</b>	<b>335</b>	<b>2 211</b>	<b>1 831</b>	<b>65</b>	<b>62</b>
Ivanec	497	373	3	2	44	24	124	66	321	276	5	5
Lepoglava	215	150	2	2	17	12	53	22	142	113	1	1
Ludbreg	287	217	3	3	22	16	62	28	196	166	4	4
Novi Marof	382	252	-	-	47	29	91	37	235	177	9	9
Varaždin	1 753	1 302	19	14	131	78	343	149	1 214	1 018	46	43
Varaždinske Toplice	184	127	1	1	19	12	61	33	103	81	-	-
<b>Općine/ <i>Municipalities</i></b>	<b>1 954</b>	<b>1 391</b>	<b>7</b>	<b>5</b>	<b>223</b>	<b>121</b>	<b>505</b>	<b>262</b>	<b>1 202</b>	<b>987</b>	<b>17</b>	<b>16</b>
Bednja	103	68	-	-	8	3	33	17	61	47	1	1
Beretinec	56	42	-	-	6	4	17	10	32	27	1	1
Breznica	54	26	-	-	34	10	7	4	13	12	-	-

**2.6. STUDENTI PREMA ŽUPANIJI I GRADU/OPĆINI PREBIVALIŠTA, VRSTAMA VISOKIH UČILIŠTA I NAČINU STUDIRANJA U AK. G. 2022./2023.**

*STUDENTS, BY COUNTY AND TOWN/MUNICIPALITY OF RESIDENCE, TYPE OF INSTITUTION OF HIGHER EDUCATION AND MODE OF STUDY, 2022/2023 ACADEMIC YEAR*

(nastavak)  
(continued)

	Ukupno Total		Visoke škole Schools of professional higher education		Veleučilišta Polytechnics		Fakulteti Faculties				Umjetničke akademije Art academies	
	svega All	redoviti Full-time	svega All	redoviti Full-time	svega All	redoviti Full-time	stručni studij Professional study		sveučilišni studij University study		svega All	redoviti Full-time
							svega All	redoviti Full-time	svega All	redoviti Full-time		
Breznički Hum	56	42	-	-	6	1	13	8	37	33	-	-
Cestica	120	72	1	-	7	3	41	20	70	48	1	1
Donja Voća	34	28	-	-	3	3	8	6	23	19	-	-
Gornji Knežinec	188	144	1	1	21	11	40	21	122	107	4	4
Jalžabet	74	51	1	1	10	5	20	11	43	34	-	-
Klenovnik	57	42	1	1	5	4	16	10	35	27	-	-
Ljubešćica	72	51	-	-	8	6	20	10	44	35	-	-
Mali Bukovec	80	51	-	-	11	5	20	9	49	37	-	-
Martijanec	58	40	-	-	9	8	15	6	34	26	-	-
Maruševec	138	93	-	-	10	6	43	19	84	68	1	-
Petrijanec	103	77	-	-	9	5	27	15	66	56	1	1
Sračinec	122	94	-	-	9	6	38	22	74	65	1	1
Sveti Đurd	82	64	-	-	14	10	24	15	43	38	1	1
Sveti Ilija	76	51	-	-	7	6	21	10	47	34	1	1
Trnovec Bartolovečki	235	180	1	1	20	14	54	29	159	135	1	1
Veliki Bukovec	1	-	1	-	-	-	-	-	-	-	-	-
Vidovec	128	88	1	1	15	7	23	7	87	71	2	2
Vinica	84	61	-	-	8	3	21	12	53	44	2	2
Visoko	33	26	-	-	3	1	4	1	26	24	-	-
<b>Koprivničko-križevačka županija County of Koprivnica-Križevci</b>	<b>3 447</b>	<b>2 443</b>	<b>30</b>	<b>24</b>	<b>569</b>	<b>320</b>	<b>698</b>	<b>335</b>	<b>2 097</b>	<b>1 716</b>	<b>53</b>	<b>48</b>
<b>Gradovi/ Towns</b>	<b>2 254</b>	<b>1 627</b>	<b>24</b>	<b>22</b>	<b>316</b>	<b>185</b>	<b>450</b>	<b>215</b>	<b>1 422</b>	<b>1 168</b>	<b>42</b>	<b>37</b>
Đurđevac	272	193	2	2	50	32	59	28	159	131	2	-
Koprivnica	1 250	899	19	17	123	71	260	123	824	666	24	22
Križevci	732	535	3	3	143	82	131	64	439	371	16	15
<b>Općine/ Municipalities</b>	<b>1 193</b>	<b>816</b>	<b>6</b>	<b>2</b>	<b>253</b>	<b>135</b>	<b>248</b>	<b>120</b>	<b>675</b>	<b>548</b>	<b>11</b>	<b>11</b>
Drnje	26	12	1	1	5	1	9	5	11	5	-	-
Đelekovec	57	45	-	-	9	8	11	5	37	32	-	-
Ferdinandovac	44	26	-	-	17	11	7	3	20	12	-	-
Gola	47	32	-	-	8	3	13	9	26	20	-	-
Gornja Rijeka	50	36	-	-	11	4	9	5	29	26	1	1
Hlebine	21	14	-	-	3	1	9	6	9	7	-	-
Kalinovac	50	36	1	-	11	7	9	2	29	27	-	-
Kalnik	14	11	-	-	3	2	1	1	10	8	-	-
Kloštar Podravski	75	56	-	-	23	13	6	3	46	40	-	-
Koprivnički Bregi	53	37	-	-	11	4	10	7	32	26	-	-
Koprivnički Ivanec	64	50	-	-	5	5	16	7	40	35	3	3
Legrad	32	21	-	-	5	2	10	4	17	15	-	-
Molve	50	33	-	-	8	5	12	3	29	24	1	1
Novigrad Podravski	75	52	1	-	18	5	12	7	43	39	1	1
Novo Virje	18	13	-	-	2	1	4	2	12	10	-	-
Peteranec	62	37	-	-	5	3	22	9	34	24	1	1
Podravske Sesvete	37	25	2	-	9	6	8	3	18	16	-	-
Rasinja	54	34	-	-	10	6	15	7	28	20	1	1
Sokolovac	61	41	-	-	7	5	13	4	41	32	-	-
Sveti Ivan Žabno	105	62	-	-	36	12	16	7	53	43	-	-
Sveti Petar Orehovec	109	81	-	-	28	20	19	13	61	47	1	1
Virje	89	62	1	1	19	11	17	8	50	40	2	2

**2.6. STUDENTI PREMA ŽUPANIJI I GRADU/OPĆINI PREBIVALIŠTA, VRSTAMA VISOKIH UČILIŠTA I NAČINU STUDIRANJA  
U AK. G. 2022./2023.**

*STUDENTS, BY COUNTY AND TOWN/MUNICIPALITY OF RESIDENCE, TYPE OF INSTITUTION OF HIGHER EDUCATION  
AND MODE OF STUDY, 2022/2023 ACADEMIC YEAR*

(nastavak)  
(continued)

	Ukupno Total		Visoke škole Schools of professional higher education		Veleučilišta Polytechnics		Fakulteti Faculties				Umjetničke akademije Art academies	
	svega All	redoviti Full-time	svega All	redoviti Full-time	svega All	redoviti Full-time	stručni studij Professional study		sveučilišni studij University study		svega All	redoviti Full-time
							svega All	redoviti Full-time	svega All	redoviti Full-time		
<b>Bjelovarsko-bilogorska županija County of Bjelovar-Bilogora</b>	<b>2 967</b>	<b>2 008</b>	<b>31</b>	<b>23</b>	<b>749</b>	<b>364</b>	<b>341</b>	<b>142</b>	<b>1 812</b>	<b>1 445</b>	<b>34</b>	<b>34</b>
<i>Gradovi/ Towns</i>	<i>2 275</i>	<i>1 533</i>	<i>29</i>	<i>22</i>	<i>552</i>	<i>264</i>	<i>268</i>	<i>111</i>	<i>1 399</i>	<i>1 109</i>	<i>27</i>	<i>27</i>
Bjelovar	1 295	842	12	8	323	141	150	59	790	614	20	20
Čazma	170	115	2	1	42	22	23	11	103	81	-	-
Daruvar	452	326	11	10	108	63	48	18	283	233	2	2
Garešnica	228	167	3	2	38	22	31	17	153	123	3	3
Grubišno Polje	130	83	1	1	41	16	16	6	70	58	2	2
<i>Općine/ Municipalities</i>	<i>692</i>	<i>475</i>	<i>2</i>	<i>1</i>	<i>197</i>	<i>100</i>	<i>73</i>	<i>31</i>	<i>413</i>	<i>336</i>	<i>7</i>	<i>7</i>
Berek	13	10	1	1	2	-	2	2	8	7	-	-
Dežanovac	47	36	-	-	12	5	3	2	32	29	-	-
Đulovac	19	12	-	-	7	5	1	1	11	6	-	-
Hercegovac	72	55	1	-	16	10	5	3	47	39	3	3
Ivanska	29	23	-	-	4	1	6	3	18	18	1	1
Kapela	34	16	-	-	14	6	2	1	18	9	-	-
Končanica	38	27	-	-	12	7	5	3	21	17	-	-
Nova Rača	69	43	-	-	20	12	13	3	35	27	1	1
Rovišće	113	62	-	-	37	14	8	1	68	47	-	-
Severin	10	9	-	-	4	3	-	-	6	6	-	-
Sirač	33	24	-	-	9	5	6	3	18	16	-	-
Šandrovac	14	9	-	-	4	1	1	-	9	8	-	-
Štefanje	33	19	-	-	10	2	2	1	20	15	1	1
Velika Pisanica	4	2	-	-	1	1	3	1	-	-	-	-
Velika Trnovitica	27	19	-	-	8	5	3	2	16	12	-	-
Veliki Grđevac	66	52	-	-	21	13	6	2	39	37	-	-
Veliko Trojstvo	62	49	-	-	11	6	7	3	43	39	1	1
Zrinski Topolovac	9	8	-	-	5	4	-	-	4	4	-	-
<b>Primorsko-goranska županija County of Primorje-Gorski kotar</b>	<b>8 743</b>	<b>6 459</b>	<b>76</b>	<b>54</b>	<b>930</b>	<b>488</b>	<b>727</b>	<b>317</b>	<b>6 851</b>	<b>5 444</b>	<b>159</b>	<b>156</b>
<i>Gradovi/ Towns</i>	<i>6 440</i>	<i>4 721</i>	<i>63</i>	<i>46</i>	<i>709</i>	<i>363</i>	<i>534</i>	<i>221</i>	<i>5 013</i>	<i>3 972</i>	<i>121</i>	<i>119</i>
Bakar	285	192	3	2	36	12	19	7	221	165	6	6
Cres	98	81	2	2	9	7	10	7	75	63	2	2
Crikvenica	339	237	6	5	42	21	27	12	259	194	5	5
Čabar	93	75	-	-	18	14	8	5	66	55	1	1
Delnice	144	103	-	-	21	11	27	13	95	78	1	1
Kastav	364	267	3	1	33	14	29	10	296	239	3	3
Kraljevica	153	109	1	1	13	4	13	4	120	94	6	6
Krk	201	145	1	1	30	20	15	5	152	116	3	3
Mali Lošinj	262	208	5	5	28	18	26	13	202	171	1	1
Novi Vinodolski	151	112	1	-	19	12	15	10	115	89	1	1
Opatija	271	222	3	1	30	20	17	10	213	183	8	8
Rab	233	179	3	3	23	18	12	6	191	148	4	4
Rijeka	3 756	2 727	35	25	384	181	305	113	2 954	2 332	78	76
Vrbovsko	90	64	-	-	23	11	11	6	54	45	2	2
<i>Općine/ Municipalities</i>	<i>2 303</i>	<i>1 738</i>	<i>13</i>	<i>8</i>	<i>221</i>	<i>125</i>	<i>193</i>	<i>96</i>	<i>1 838</i>	<i>1 472</i>	<i>38</i>	<i>37</i>
Baška	44	37	1	1	3	1	4	4	35	30	1	1
Brod Moravice	8	6	-	-	3	1	2	2	3	3	-	-

**2.6. STUDENTI PREMA ŽUPANIJI I GRADU/OPĆINI PREBIVALIŠTA, VRSTAMA VISOKIH UČILIŠTA I NAČINU STUDIRANJA U AK. G. 2022./2023.**

*STUDENTS, BY COUNTY AND TOWN/MUNICIPALITY OF RESIDENCE, TYPE OF INSTITUTION OF HIGHER EDUCATION AND MODE OF STUDY, 2022/2023 ACADEMIC YEAR*

(nastavak)  
(continued)

	Ukupno <i>Total</i>		Visoke škole <i>Schools of professional higher education</i>		Veleučilišta <i>Polytechnics</i>		Fakulteti <i>Faculties</i>				Umjetničke akademije <i>Art academies</i>	
	svega <i>All</i>	redoviti <i>Full-time</i>	svega <i>All</i>	redoviti <i>Full-time</i>	svega <i>All</i>	redoviti <i>Full-time</i>	stručni studij <i>Professional study</i>		sveučilišni studij <i>University study</i>		svega <i>All</i>	redoviti <i>Full-time</i>
							svega <i>All</i>	redoviti <i>Full-time</i>	svega <i>All</i>	redoviti <i>Full-time</i>		
Čavle	197	149	3	2	15	7	15	4	158	130	6	6
Dobrinj	45	33	-	-	2	1	1	1	42	31	-	-
Fužine	42	39	-	-	3	1	4	3	35	35	-	-
Jelenje	156	115	-	-	15	9	10	4	128	99	3	3
Klana	51	39	-	-	14	7	4	3	33	29	-	-
Kostrena	179	131	3	2	12	6	8	1	155	121	1	1
Lokve	23	16	-	-	1	-	6	5	16	11	-	-
Lopar	51	40	1	-	3	3	5	3	41	33	1	1
Lovran	114	82	-	-	11	5	9	2	94	75	-	-
Malinska-Dubašnica	102	79	2	1	15	11	6	4	79	63	-	-
Matulji	388	294	2	2	32	16	23	14	321	252	10	10
Mošćenička Draga	31	27	-	-	2	2	3	3	25	21	1	1
Mrkopalj	23	18	-	-	9	5	3	2	11	11	-	-
Omišalj	61	38	-	-	7	2	10	6	43	29	1	1
Punat	61	48	-	-	7	6	4	2	49	39	1	1
Ravna Gora	52	41	-	-	7	4	6	2	39	35	-	-
Skrad	14	13	-	-	1	1	2	1	11	11	-	-
Vinodolska općina	79	57	-	-	9	4	9	6	61	47	-	-
Viškovo	537	393	1	-	49	32	58	23	419	329	10	9
Vrbnik	45	43	-	-	1	1	1	1	40	38	3	3
<b>Ličko-senjska županija</b> <i>County of Lika-Senj</i>	<b>1 276</b>	<b>865</b>	<b>5</b>	<b>2</b>	<b>307</b>	<b>128</b>	<b>120</b>	<b>61</b>	<b>836</b>	<b>666</b>	<b>8</b>	<b>8</b>
<b>Gradovi/ Towns</b>	<b>1 036</b>	<b>711</b>	<b>5</b>	<b>2</b>	<b>239</b>	<b>97</b>	<b>99</b>	<b>53</b>	<b>687</b>	<b>553</b>	<b>6</b>	<b>6</b>
Gospić	450	288	4	2	143	53	36	20	264	210	3	3
Novajla	131	101	1	-	12	9	11	5	106	86	1	1
Otočac	245	165	-	-	50	17	33	15	161	132	1	1
Senj	210	157	-	-	34	18	19	13	156	125	1	1
<b>Općine/ Municipalities</b>	<b>240</b>	<b>154</b>	<b>-</b>	<b>-</b>	<b>68</b>	<b>31</b>	<b>21</b>	<b>8</b>	<b>149</b>	<b>113</b>	<b>2</b>	<b>2</b>
Brinje	31	21	-	-	10	6	4	-	17	15	-	-
Donji Lapac	8	6	-	-	5	3	-	-	2	2	1	1
Karlobag	15	8	-	-	4	2	3	1	8	5	-	-
Lovnac	18	12	-	-	-	-	3	1	15	11	-	-
Perušić	45	28	-	-	20	11	1	-	23	16	1	1
Plitvička Jezera	106	71	-	-	22	7	6	5	78	59	-	-
Udbina	8	3	-	-	3	-	3	1	2	2	-	-
Vrhovine	9	5	-	-	4	2	1	-	4	3	-	-
<b>Virovitičko-podravska županija</b> <i>County of Virovitica-Podravina</i>	<b>2 039</b>	<b>1 535</b>	<b>11</b>	<b>6</b>	<b>378</b>	<b>241</b>	<b>215</b>	<b>108</b>	<b>1 387</b>	<b>1 135</b>	<b>48</b>	<b>45</b>
<b>Gradovi/ Towns</b>	<b>1 287</b>	<b>975</b>	<b>7</b>	<b>4</b>	<b>221</b>	<b>145</b>	<b>123</b>	<b>64</b>	<b>901</b>	<b>729</b>	<b>35</b>	<b>33</b>
Orahovica	160	127	-	-	22	17	21	12	111	93	6	5
Slatina	404	307	2	1	58	39	36	21	300	238	8	8
Virovitica	723	541	5	3	141	89	66	31	490	398	21	20
<b>Općine/ Municipalities</b>	<b>752</b>	<b>560</b>	<b>4</b>	<b>2</b>	<b>157</b>	<b>96</b>	<b>92</b>	<b>44</b>	<b>486</b>	<b>406</b>	<b>13</b>	<b>12</b>
Cmac	21	17	-	-	1	1	6	4	13	11	1	1
Čačinci	68	52	-	-	11	6	4	3	51	42	2	1

**2.6. STUDENTI PREMA ŽUPANIJI I GRADU/OPĆINI PREBIVALIŠTA, VRSTAMA VISOKIH UČILIŠTA I NAČINU STUDIRANJA  
U AK. G. 2022./2023.**

*STUDENTS, BY COUNTY AND TOWN/MUNICIPALITY OF RESIDENCE, TYPE OF INSTITUTION OF HIGHER EDUCATION  
AND MODE OF STUDY, 2022/2023 ACADEMIC YEAR*

(nastavak)  
(continued)

	Ukupno <i>Total</i>		Visoke škole <i>Schools of professional higher education</i>		Veleučilišta <i>Polytechnics</i>		Fakulteti <i>Faculties</i>				Umjetničke akademije <i>Art academies</i>	
	svega <i>All</i>	redoviti <i>Full-time</i>	svega <i>All</i>	redoviti <i>Full-time</i>	svega <i>All</i>	redoviti <i>Full-time</i>	stručni studij <i>Professional study</i>		sveučilišni studij <i>University study</i>		svega <i>All</i>	redoviti <i>Full-time</i>
							svega <i>All</i>	redoviti <i>Full-time</i>	svega <i>All</i>	redoviti <i>Full-time</i>		
Čadavica	23	21	1	1	-	-	2	1	19	18	1	1
Gradina	56	40	-	-	15	8	7	2	33	29	1	1
Lukač	54	39	-	-	14	8	7	2	31	27	2	2
Mikleuš	21	17	-	-	4	3	1	1	15	12	1	1
Nova Bukovica	31	22	-	-	3	1	2	1	25	19	1	1
Pitomača	221	169	2	-	46	32	36	21	136	115	1	1
Sopje	17	12	1	1	2	2	2	1	11	7	1	1
Suhopolje	104	76	-	-	30	21	8	2	65	52	1	1
Špišić Bukovica	75	54	-	-	19	9	7	2	48	42	1	1
Voćin	28	16	-	-	7	1	6	2	15	13	-	-
Zdenci	33	25	-	-	5	4	4	2	24	19	-	-
Požeško-slavonska županija <i>County of Požega-Slavonia</i>	2 407	1 733	28	19	263	122	511	284	1 540	1 254	65	54
Gradovi/ <i>Towns</i>	1 898	1 358	25	18	218	92	388	208	1 217	998	50	42
Kutjevo	131	108	2	2	12	6	27	20	81	71	9	9
Lipik	115	79	3	3	18	7	24	13	69	55	1	1
Pakrac	251	159	5	4	62	25	34	14	148	115	2	1
Pleternica	334	247	1	1	31	12	66	33	227	193	9	8
Požega	1 067	765	14	8	95	42	237	128	692	564	29	23
Općine/ <i>Municipalities</i>	509	375	3	1	45	30	123	76	323	256	15	12
Brestovac	74	57	-	-	8	5	16	10	48	40	2	2
Čaglin	47	38	1	1	2	2	11	7	31	26	2	2
Jakšić	156	109	-	-	14	10	30	18	108	79	4	2
Kaptol	81	62	-	-	7	6	25	17	48	38	1	1
Velika	151	109	2	-	14	7	41	24	88	73	6	5
Brodsko-posavska županija <i>County of SlavonSKI Brod-Posavina</i>	4 347	3 055	32	23	421	240	804	387	3 039	2 363	51	42
Gradovi/ <i>Towns</i>	2 432	1 680	24	19	229	122	445	196	1 712	1 325	22	18
Nova Gradiška	458	319	2	1	57	24	68	37	328	254	3	3
Slavonski Brod	1 974	1 361	22	18	172	98	377	159	1 384	1 071	19	15
Općine/ <i>Municipalities</i>	1 915	1 375	8	4	192	118	359	191	1 327	1 038	29	24
Bebrina	49	34	-	-	6	4	6	5	37	25	-	-
Brodski Stupnik	68	45	1	1	6	4	22	9	39	31	-	-
Bukovlje	100	65	1	1	11	6	24	11	63	47	1	-
Cernik	84	66	-	-	7	4	13	10	63	51	1	1
Davor	104	76	-	-	8	3	23	12	72	60	1	1
Donji Andrijevci	75	58	1	-	5	2	15	9	53	46	1	1
Dragalić	15	13	-	-	-	-	3	2	12	11	-	-
Garčin	129	100	-	-	11	9	16	9	97	77	5	5
Gornja Vrba	81	55	-	-	6	4	25	13	49	37	1	1
Gornji Bogićevci	21	16	-	-	1	1	3	1	17	14	-	-
Gundinci	48	34	-	-	1	1	6	4	41	29	-	-
Klakar	66	45	1	1	7	4	11	6	44	31	3	3
Nova Kapela	94	74	1	-	13	10	22	14	58	50	-	-
Okučani	40	28	-	-	4	3	7	4	28	20	1	1



**2.6. STUDENTI PREMA ŽUPANIJI I GRADU/OPĆINI PREBIVALIŠTA, VRSTAMA VISOKIH UČILIŠTA I NAČINU STUDIRANJA U AK. G. 2022./2023.**

*STUDENTS, BY COUNTY AND TOWN/MUNICIPALITY OF RESIDENCE, TYPE OF INSTITUTION OF HIGHER EDUCATION AND MODE OF STUDY, 2022/2023 ACADEMIC YEAR*

(nastavak)  
(continued)

	Ukupno <i>Total</i>		Visoke škole <i>Schools of professional higher education</i>		Veleučilišta <i>Polytechnics</i>		Fakulteti <i>Faculties</i>				Umjetničke akademije <i>Art academies</i>	
	svega <i>All</i>	redoviti <i>Full-time</i>	svega <i>All</i>	redoviti <i>Full-time</i>	svega <i>All</i>	redoviti <i>Full-time</i>	stručni studij <i>Professional study</i>		sveučilišni studij <i>University study</i>		svega <i>All</i>	redoviti <i>Full-time</i>
							svega <i>All</i>	redoviti <i>Full-time</i>	svega <i>All</i>	redoviti <i>Full-time</i>		
Oprisavci	67	47	1	-	7	5	5	2	54	40	-	-
Oriovac	115	81	-	-	10	5	25	13	78	61	2	2
Podcrkavlje	35	22	-	-	-	-	8	4	27	18	-	-
Rešetari	124	90	1	1	13	9	20	8	88	71	2	1
Sibinj	173	116	1	-	18	13	30	11	120	89	4	3
Sikirevci	71	52	-	-	9	5	15	7	47	40	-	-
Slavonski Šamac	50	38	-	-	3	1	5	4	41	33	1	-
Stara Gradiška	25	17	-	-	7	3	-	-	18	14	-	-
Staro Petrovo Selo	113	75	-	-	26	14	20	10	66	50	1	1
Velika Kopanica	61	53	-	-	5	5	14	10	40	36	2	2
Vrbje	19	11	-	-	2	-	5	4	11	7	1	-
Vrpolje	88	64	-	-	6	3	16	9	64	50	2	2
<b>Zadarska županija County of Zadar</b>	<b>6 255</b>	<b>4 316</b>	<b>71</b>	<b>58</b>	<b>750</b>	<b>299</b>	<b>591</b>	<b>296</b>	<b>4 776</b>	<b>3 597</b>	<b>67</b>	<b>66</b>
<b>Gradovi/ Towns</b>	<b>4 223</b>	<b>2 914</b>	<b>58</b>	<b>47</b>	<b>461</b>	<b>190</b>	<b>393</b>	<b>189</b>	<b>3 258</b>	<b>2 436</b>	<b>53</b>	<b>52</b>
Benkovac	314	229	3	3	32	12	39	27	235	183	5	4
Biograd na Moru	277	197	1	1	39	19	41	26	194	149	2	2
Nin	93	62	1	1	11	7	6	2	75	52	-	-
Obrovac	115	82	-	-	22	13	13	5	79	63	1	1
Pag	80	66	1	1	5	1	11	7	60	54	3	3
Zadar	3 344	2 278	52	41	352	138	283	122	2 615	1 935	42	42
<b>Općine/ Municipalities</b>	<b>2 032</b>	<b>1 402</b>	<b>13</b>	<b>11</b>	<b>289</b>	<b>109</b>	<b>198</b>	<b>107</b>	<b>1 518</b>	<b>1 161</b>	<b>14</b>	<b>14</b>
Bibinje	143	103	-	-	13	5	16	5	113	92	1	1
Galovac	7	3	-	-	-	-	-	-	7	3	-	-
Gračac	71	51	-	-	13	6	5	3	53	42	-	-
Jasenice	54	36	-	-	8	3	8	5	38	28	-	-
Kali	70	55	-	-	11	6	3	-	56	49	-	-
Kolan	29	25	-	-	7	7	3	2	19	16	-	-
Kukljica	23	13	-	-	3	1	2	1	18	11	-	-
Lišane Ostrovičke	5	3	-	-	2	-	-	-	3	3	-	-
Novigrad	73	42	1	1	17	4	7	4	47	32	1	1
Pakoštane	124	90	-	-	9	5	26	11	89	74	-	-
Pašman	67	44	1	1	7	2	7	4	52	37	-	-
Polača	42	22	-	-	8	2	5	3	29	17	-	-
Poličnik	106	72	2	1	18	2	12	7	71	59	3	3
Posedarje	110	74	-	-	19	8	20	12	69	52	2	2
Povljana	35	27	-	-	6	1	4	3	25	23	-	-
Preko	101	68	3	3	11	2	3	2	83	60	1	1
Privlaka	78	44	-	-	7	3	4	2	67	39	-	-
Ražanac	80	59	1	1	8	4	7	4	64	50	-	-
Sali	60	43	1	1	5	1	5	5	49	36	-	-
Stankovci	61	40	-	-	15	5	3	3	42	31	1	1
Starigrad	66	43	1	-	7	3	7	5	51	35	-	-
Sukošan	164	117	-	-	20	7	8	3	131	102	5	5
Sveti Filip i Jakov	145	96	1	1	34	8	17	10	93	77	-	-
Škabrnja	76	57	-	-	12	8	8	6	56	43	-	-
Tkon	34	30	2	2	5	4	-	-	27	24	-	-
Vir	60	44	-	-	11	6	2	-	47	38	-	-
Vrsi	56	37	-	-	5	3	6	2	45	32	-	-
Zemunik Donji	92	64	-	-	8	3	10	5	74	56	-	-

**2.6. STUDENTI PREMA ŽUPANIJI I GRADU/OPĆINI PREBIVALIŠTA, VRSTAMA VISOKIH UČILIŠTA I NAČINU STUDIRANJA U AK. G. 2022./2023.**

*STUDENTS, BY COUNTY AND TOWN/MUNICIPALITY OF RESIDENCE, TYPE OF INSTITUTION OF HIGHER EDUCATION AND MODE OF STUDY, 2022/2023 ACADEMIC YEAR*

(nastavak)  
(continued)

	Ukupno Total		Visoke škole Schools of professional higher education		Veleučilišta Polytechnics		Fakulteti Faculties				Umjetničke akademije Art academies	
	svega All	redoviti Full-time	svega All	redoviti Full-time	svega All	redoviti Full-time	stručni studij Professional study		sveučilišni studij University study		svega All	redoviti Full-time
							svega All	redoviti Full-time	svega All	redoviti Full-time		
Osječko-baranjska županija County of Osijek-Baranja	9 078	6 705	42	27	775	332	871	482	6 970	5 560	420	304
Gradovi/ Towns	6 822	5 077	36	23	548	236	636	352	5 266	4 224	336	242
Beli Manastir	223	170	-	-	13	2	16	6	186	158	8	4
Belišće	250	198	1	1	22	15	31	21	185	151	11	10
Donji Miholjac	217	165	1	-	17	10	21	12	165	133	13	10
Đakovo	1 060	854	9	6	73	47	119	75	827	702	32	24
Našice	527	409	4	3	59	36	48	27	400	330	16	13
Osijek	4 215	3 031	20	13	338	116	373	193	3 248	2 543	236	166
Valpovo	330	250	1	-	26	10	28	18	255	207	20	15
Općine/ Municipalities	2 256	1 628	6	4	227	96	235	130	1 704	1 336	84	62
Antunovac	131	93	-	-	16	7	14	6	97	78	4	2
Bilje	170	120	1	1	18	5	16	5	126	104	9	5
Bizovac	107	79	-	-	9	4	7	5	85	66	6	4
Čeminac	40	30	-	-	4	1	3	3	32	25	1	1
Čepin	389	261	-	-	35	6	29	13	311	233	14	9
Darda	110	94	-	-	10	5	10	7	82	74	8	8
Donja Motičina	31	19	-	-	9	3	5	2	17	14	-	-
Draž	41	27	-	-	4	2	3	1	32	22	2	2
Drenje	41	28	-	-	1	1	8	3	32	24	-	-
Đurđenovac	106	88	-	-	11	11	10	7	82	68	3	2
Erdut	95	72	-	-	18	8	5	4	68	56	4	4
Ernestinovo	55	38	-	-	6	1	7	3	42	34	-	-
Feričanci	38	33	-	-	4	2	2	1	32	30	-	-
Gorjani	22	15	1	-	1	-	2	2	17	13	1	-
Jagodnjak	24	18	-	-	1	-	2	1	21	17	-	-
Kneževi Vinogradi	54	39	-	-	3	2	6	3	44	33	1	1
Koška	90	68	-	-	10	7	15	12	62	47	3	2
Levanjska Varoš	12	10	-	-	1	1	4	4	7	5	-	-
Magadenovac	29	26	-	-	1	1	2	1	24	22	2	2
Marijanci	29	19	-	-	5	3	5	2	18	13	1	1
Petlovac	17	15	-	-	-	-	2	1	14	13	1	1
Petrijevci	58	40	1	-	5	3	3	1	44	33	5	3
Podgorač	48	32	-	-	6	1	4	3	38	28	-	-
Podravska Moslavina	26	16	-	-	4	3	5	3	16	9	1	1
Popovac	19	16	-	-	4	3	1	1	13	11	1	1
Punitovci	48	33	-	-	3	1	5	4	37	26	3	2
Satnica Đakovačka	57	46	-	-	6	2	7	3	43	41	1	-
Semeljci	90	71	-	-	6	1	8	3	74	65	2	2
Strizivojna	56	34	-	-	2	1	10	4	37	23	7	6
Šodolovci	4	2	1	1	1	-	1	-	1	1	-	-
Trnava	19	15	-	-	-	-	2	-	17	15	-	-
Viljevo	29	19	-	-	7	5	3	2	19	12	-	-
Viškovci	54	37	2	2	4	2	17	11	28	20	3	2
Vladislavci	31	18	-	-	3	1	3	2	25	15	-	-
Vuka	86	57	-	-	9	3	9	7	67	46	1	1
Šibensko-kninska županija County of Šibenik-Knin	3 603	2 679	45	33	725	383	414	257	2 368	1 957	51	49
Gradovi/ Towns	3 027	2 247	31	19	637	336	322	204	1 995	1 648	42	40
Drniš	301	221	1	-	55	25	59	41	180	149	6	6
Knin	543	390	1	1	178	97	70	44	291	245	3	3

**2.6. STUDENTI PREMA ŽUPANIJI I GRADU/OPĆINI PREBIVALIŠTA, VRSTAMA VISOKIH UČILIŠTA I NAČINU STUDIRANJA U AK. G. 2022./2023.**

*STUDENTS, BY COUNTY AND TOWN/MUNICIPALITY OF RESIDENCE, TYPE OF INSTITUTION OF HIGHER EDUCATION AND MODE OF STUDY, 2022/2023 ACADEMIC YEAR*

(nastavak)  
(continued)

	Ukupno <i>Total</i>		Visoke škole <i>Schools of professional higher education</i>		Veleučilišta <i>Polytechnics</i>		Fakulteti <i>Faculties</i>				Umjetničke akademije <i>Art academies</i>	
	svoga <i>All</i>	redoviti <i>Full-time</i>	svoga <i>All</i>	redoviti <i>Full-time</i>	svoga <i>All</i>	redoviti <i>Full-time</i>	stručni studij <i>Professional study</i>		sveučilišni studij <i>University study</i>		svoga <i>All</i>	redoviti <i>Full-time</i>
							svoga <i>All</i>	redoviti <i>Full-time</i>	svoga <i>All</i>	redoviti <i>Full-time</i>		
Skradin	83	62	-	-	8	3	10	6	65	53	-	-
Šibenik	1 819	1 365	26	17	353	191	144	87	1 271	1 047	25	23
Vodice	281	209	3	1	43	20	39	26	188	154	8	8
<i>Općine/ Municipalities</i>	576	432	14	14	88	47	92	53	373	309	9	9
Bilice	18	14	-	-	4	2	2	1	11	10	1	1
Ervenik	3	3	-	-	1	1	-	-	2	2	-	-
Kijevo	6	4	-	-	3	3	2	1	1	-	-	-
Kistanje	42	34	1	1	7	4	6	3	28	26	-	-
Murter-Kornati	66	53	4	4	9	5	4	2	48	41	1	1
Pirovac	49	39	2	2	8	4	4	2	33	29	2	2
Primošten	96	75	2	2	13	4	12	8	68	60	1	1
Promina	62	47	-	-	8	3	9	6	44	37	1	1
Rogoznica	37	30	1	1	2	2	9	6	24	20	1	1
Ružić	31	19	-	-	4	1	12	5	15	13	-	-
Tisno	82	56	3	3	12	8	18	11	47	32	2	2
Tribunj	51	35	1	1	9	5	9	6	32	23	-	-
Unešić	33	23	-	-	8	5	5	2	20	16	-	-
<i>Vukovarsko-srijemska županija County of Vukovar-Srijem</i>	5 082	3 696	41	32	769	283	554	304	3 569	2 965	149	112
<i>Gradovi/ Towns</i>	2 980	2 155	30	23	455	156	306	162	2 089	1 741	100	73
Ilok	172	124	1	1	26	10	13	6	128	103	4	4
Otok	176	127	2	1	18	2	24	18	124	98	8	8
Vinkovci	1 464	1 071	15	11	185	54	133	68	1 075	901	56	37
Vukovar	740	495	6	5	174	72	85	34	451	366	24	18
Županja	428	338	6	5	52	18	51	36	311	273	8	6
<i>Općine/ Municipalities</i>	2 102	1 541	11	9	314	127	248	142	1 480	1 224	49	39
Andrijaševci	108	82	-	-	15	9	20	14	72	58	1	1
Babina Greda	67	53	1	1	2	-	13	9	51	43	-	-
Bogdanovci	16	12	-	-	7	4	1	-	8	8	-	-
Borovo	49	32	2	2	12	3	2	1	31	24	2	2
Bošnjaci	90	72	-	-	8	4	8	5	73	62	1	1
Cerna	113	82	2	1	10	3	16	7	82	68	3	3
Drenovci	93	68	-	-	14	5	13	7	64	54	2	2
Gradište	63	42	1	1	11	5	9	6	39	27	3	3
Gunja	54	45	-	-	5	1	6	6	41	37	2	1
Ivankovo	306	224	-	-	41	17	34	16	223	184	8	7
Jarmina	91	67	-	-	16	5	6	3	67	57	2	2
Lovas	31	22	1	1	2	1	8	4	20	16	-	-
Markušica	26	19	-	-	5	1	1	1	20	17	-	-
Negoslavci	4	2	-	-	2	1	1	-	1	1	-	-
Nijemci	86	58	-	-	15	4	5	3	63	49	3	2
Nuštar	217	162	2	2	40	15	21	14	149	127	5	4
Privlaka	94	67	-	-	12	3	13	9	67	54	2	1
Stari Jankovci	112	75	-	-	25	10	17	9	68	54	2	2
Stari Mikanovci	97	73	1	-	11	3	12	5	73	65	-	-
Štitar	35	28	-	-	6	3	3	1	25	23	1	1

**2.6. STUDENTI PREMA ŽUPANIJI I GRADU/OPĆINI PREBIVALIŠTA, VRSTAMA VISOKIH UČILIŠTA I NAČINU STUDIRANJA U AK. G. 2022./2023.**

*STUDENTS, BY COUNTY AND TOWN/MUNICIPALITY OF RESIDENCE, TYPE OF INSTITUTION OF HIGHER EDUCATION AND MODE OF STUDY, 2022/2023 ACADEMIC YEAR*

(nastavak)  
(continued)

	Ukupno <i>Total</i>		Visoke škole <i>Schools of professional higher education</i>		Veleučilišta <i>Polytechnics</i>		Fakulteti <i>Faculties</i>				Umjetničke akademije <i>Art academies</i>	
	svega <i>All</i>	redoviti <i>Full-time</i>	svega <i>All</i>	redoviti <i>Full-time</i>	svega <i>All</i>	redoviti <i>Full-time</i>	stručni studij <i>Professional study</i>		sveučilišni studij <i>University study</i>		svega <i>All</i>	redoviti <i>Full-time</i>
							svega <i>All</i>	redoviti <i>Full-time</i>	svega <i>All</i>	redoviti <i>Full-time</i>		
Tompojevci	13	12	-	-	3	3	1	-	8	8	1	1
Tordinci	41	25	1	1	6	1	3	2	31	21	-	-
Tovarnik	79	55	-	-	17	6	8	5	52	42	2	2
Trpinja	60	41	-	-	12	6	7	4	40	31	1	-
Vodinci	75	63	-	-	7	5	7	6	57	49	4	3
Vrbanja	82	60	-	-	10	9	13	5	55	45	4	1
<b>Splitsko-dalmatinska županija</b> <i>County of Split-Dalmatia</i>	<b>17 585</b>	<b>13 717</b>	<b>121</b>	<b>94</b>	<b>835</b>	<b>393</b>	<b>3 545</b>	<b>2 195</b>	<b>12 728</b>	<b>10 683</b>	<b>356</b>	<b>352</b>
<b>Gradovi/ Towns</b>	<b>14 431</b>	<b>11 198</b>	<b>97</b>	<b>74</b>	<b>678</b>	<b>315</b>	<b>2 856</b>	<b>1 734</b>	<b>10 485</b>	<b>8 764</b>	<b>315</b>	<b>311</b>
Hvar	117	92	3	3	8	2	14	9	90	76	2	2
Imotski	411	330	2	1	26	14	101	79	270	224	12	12
Kaštela	1 647	1 268	8	5	77	36	368	221	1 156	968	38	38
Komiža	38	30	-	-	2	-	3	2	32	27	1	1
Makarska	593	475	8	4	28	15	97	60	452	388	8	8
Omiš	605	467	5	5	34	17	116	70	436	361	14	14
Sinj	986	758	5	3	58	22	255	181	658	542	10	10
Solin	1 100	832	4	2	41	13	241	143	785	645	29	29
Split	7 679	5 960	54	44	342	160	1 379	791	5 715	4 780	189	185
Stari Grad	73	60	2	1	2	2	8	3	60	53	1	1
Supetar	130	100	1	1	3	2	15	7	109	88	2	2
Trij	302	236	3	3	18	11	84	55	194	164	3	3
Trogir	483	365	1	1	15	4	119	74	346	284	2	2
Vis	53	44	1	1	5	3	11	8	33	29	3	3
Vrgorac	169	146	-	-	12	9	31	22	125	114	1	1
Vrlika	45	35	-	-	7	5	14	9	24	21	-	-
<b>Općine/ Municipalities</b>	<b>3 154</b>	<b>2 519</b>	<b>24</b>	<b>20</b>	<b>157</b>	<b>78</b>	<b>689</b>	<b>461</b>	<b>2 243</b>	<b>1 919</b>	<b>41</b>	<b>41</b>
Baška Voda	114	94	1	1	10	9	18	10	84	73	1	1
Bol	53	39	1	1	4	3	7	3	41	32	-	-
Brela	51	45	1	1	3	3	6	6	40	34	1	1
Cista Provo	56	45	-	-	2	-	20	12	33	32	1	1
Dicmo	89	69	-	-	5	3	27	15	56	50	1	1
Dugi Rat	258	193	2	2	13	6	54	35	186	147	3	3
Dugopolje	134	107	-	-	5	2	39	31	89	73	1	1
Gradac	69	58	2	2	7	3	12	11	47	41	1	1
Hrvace	119	96	1	-	9	4	35	25	74	67	-	-
Jelsa	97	79	1	1	2	1	10	9	83	67	1	1
Klis	167	128	-	-	8	3	43	24	114	99	2	2
Lečevica	12	10	-	-	1	-	4	3	7	7	-	-
Lokvičići	3	1	-	-	-	-	1	-	2	1	-	-
Lovreć	38	31	-	-	1	-	10	6	26	24	1	1
Marina	96	75	-	-	5	3	24	12	67	60	-	-
Milna	33	27	1	1	1	1	3	2	28	23	-	-
Muč	61	49	-	-	2	1	14	10	45	38	-	-
Nerežišća	11	6	-	-	-	-	3	-	7	5	1	1
Okrug	100	78	-	-	2	1	26	18	71	58	1	1
Otok	149	117	-	-	9	4	46	31	92	80	2	2
Podbablje	163	143	-	-	8	4	28	20	125	117	2	2
Podgora	60	46	3	3	5	3	8	4	43	35	1	1
Podstrana	481	391	2	2	17	8	103	71	351	302	8	8

**2.6. STUDENTI PREMA ŽUPANIJI I GRADU/OPĆINI PREBIVALIŠTA, VRSTAMA VISOKIH UČILIŠTA I NAČINU STUDIRANJA U AK. G. 2022./2023.**

*STUDENTS, BY COUNTY AND TOWN/MUNICIPALITY OF RESIDENCE, TYPE OF INSTITUTION OF HIGHER EDUCATION AND MODE OF STUDY, 2022/2023 ACADEMIC YEAR*

(nastavak)  
(continued)

	Ukupno <i>Total</i>		Visoke škole <i>Schools of professional higher education</i>		Veleučilišta <i>Polytechnics</i>		Fakulteti <i>Faculties</i>				Umjetničke akademije <i>Art academies</i>	
	svega <i>All</i>	redoviti <i>Full-time</i>	svega <i>All</i>	redoviti <i>Full-time</i>	svega <i>All</i>	redoviti <i>Full-time</i>	stručni studij <i>Professional study</i>		sveučilišni studij <i>University study</i>		svega <i>All</i>	redoviti <i>Full-time</i>
							svega <i>All</i>	redoviti <i>Full-time</i>	svega <i>All</i>	redoviti <i>Full-time</i>		
Postira	47	41	1	-	-	-	11	10	34	30	1	1
Prgomet	29	24	3	3	2	-	5	4	19	17	-	-
Primorski Dolac	19	16	-	-	-	-	7	6	12	10	-	-
Proložac	91	72	-	-	5	2	21	14	62	53	3	3
Pučišća	79	59	-	-	6	1	12	11	59	45	2	2
Runovići	63	49	-	-	5	2	12	7	45	39	1	1
Seget	119	90	1	1	8	4	22	10	86	73	2	2
Selca	41	33	-	-	-	-	3	3	38	30	-	-
Sučuraj	9	6	-	-	1	-	3	1	5	5	-	-
Sutivan	19	15	-	-	-	-	3	1	15	13	1	1
Šestanovac	40	29	2	2	2	1	9	3	27	23	-	-
Šolta	25	20	-	-	1	1	5	4	18	14	1	1
Tučepi	67	62	1	-	5	4	9	8	52	50	-	-
Zadvarje	10	6	-	-	-	-	3	2	7	4	-	-
Zagvozd	23	20	-	-	2	1	7	6	14	13	-	-
Zmijavci	59	50	1	-	1	-	16	13	39	35	2	2
Istarska županija <i>County of Istria</i>	5 561	4 363	52	45	523	300	520	268	4 368	3 654	98	96
Gradovi/ <i>Towns</i>	4 062	3 166	44	37	346	193	374	182	3 218	2 676	80	78
Buje – Buie	73	55	5	5	6	3	8	2	54	45	-	-
Buzet	217	182	1	1	30	17	16	11	167	150	3	3
Labin	325	255	3	3	37	19	22	9	259	220	4	4
Novigrad – Cittanova	85	67	2	1	7	6	8	6	64	50	4	4
Pazin	283	246	3	3	22	14	16	9	238	216	4	4
Poreč – Parenzo	485	364	5	5	55	31	41	25	373	292	11	11
Pula – Pola	1 878	1 461	12	9	110	60	188	84	1 523	1 265	45	43
Rovinj – Rovigno	318	235	5	4	30	15	31	13	249	200	3	3
Umag – Umago	262	200	4	3	35	24	31	19	188	150	4	4
Vodnjan – Dignano	136	101	4	3	14	4	13	4	103	88	2	2
Općine/ <i>Municipalities</i>	1 499	1 197	8	8	177	107	146	86	1 150	978	18	18
Bale – Valle	25	19	-	-	1	-	6	6	18	13	-	-
Barban	71	60	-	-	7	4	7	5	56	50	1	1
Brtonigla – Verteneglio	19	13	1	1	3	1	1	-	13	10	1	1
Cerovlje	42	34	-	-	3	2	4	3	35	29	-	-
Fažana – Fasana	106	88	-	-	7	6	12	7	87	75	-	-
Funtana – Fontane	30	24	-	-	-	-	4	2	26	22	-	-
Gračišće	34	29	-	-	5	5	4	2	25	22	-	-
Grožnjan – Grisignana	3	3	-	-	-	-	-	-	3	3	-	-
Kanfana	44	38	-	-	4	3	3	1	37	34	-	-
Karolja	32	25	-	-	6	2	1	1	25	22	-	-
Kaštelir-Labinci – Castelliere-S. Domenica	51	41	-	-	14	10	2	2	34	28	1	1
Kršan	113	95	-	-	14	9	13	8	85	77	1	1
Lanišće	3	1	-	-	3	1	-	-	-	-	-	-
Ližnjan – Lisignano	19	11	-	-	2	1	5	2	12	8	-	-
Lupoglav	21	17	-	-	4	2	1	1	14	12	2	2
Marčana	108	82	-	-	12	4	13	8	83	70	-	-
Medulin	157	120	2	2	13	8	19	9	120	98	3	3
Motovun – Montona	32	26	-	-	6	5	3	1	23	20	-	-

**2.6. STUDENTI PREMA ŽUPANIJI I GRADU/OPĆINI PREBIVALIŠTA, VRSTAMA VISOKIH UČILIŠTA I NAČINU STUDIRANJA U AK. G. 2022./2023.**

*STUDENTS, BY COUNTY AND TOWN/MUNICIPALITY OF RESIDENCE, TYPE OF INSTITUTION OF HIGHER EDUCATION AND MODE OF STUDY, 2022/2023 ACADEMIC YEAR*

(nastavak)  
(continued)

	Ukupno Total		Visoke škole Schools of professional higher education		Veleučilišta Polytechnics		Fakulteti Faculties				Umjetničke akademije Art academies	
	svega All	redoviti Full-time	svega All	redoviti Full-time	svega All	redoviti Full-time	stručni studij Professional study		sveučilišni studij University study		svega All	redoviti Full-time
							svega All	redoviti Full-time	svega All	redoviti Full-time		
Oprtalj – Portole	18	15	-	-	2	1	2	1	13	12	1	1
Piće	33	26	-	-	4	3	1	-	28	23	-	-
Raša	40	31	1	1	3	1	6	4	30	25	-	-
Sveta Nedelja	47	41	1	1	5	3	2	-	38	36	1	1
Sveti Lovreč	28	21	1	1	5	4	1	-	21	16	-	-
Sveti Petar u Šumi	39	30	-	-	5	4	4	3	30	23	-	-
Svetvinčenat	54	46	-	-	3	2	6	5	43	37	2	2
Tar-Vabriga – Torre-Abrega	43	37	-	-	5	5	5	2	29	26	4	4
Tinjan	49	38	-	-	9	5	2	-	37	32	1	1
Višnjan – Visignano	61	46	-	-	9	4	8	7	44	35	-	-
Vižinada – Visinada	37	26	-	-	8	5	3	-	26	21	-	-
Vrsar – Orsera	41	31	1	1	4	1	2	2	34	27	-	-
Žminj	99	83	1	1	11	6	6	4	81	72	-	-
Dubrovačko-neretvanska županija County of Dubrovnik-Neretva	4 323	3 402	152	141	268	172	697	368	3 121	2 637	85	84
Gradovi/ Towns	3 033	2 390	109	103	195	121	464	233	2 201	1 870	64	63
Dubrovnik	1 861	1 463	93	90	83	51	253	115	1 390	1 166	42	41
Korčula	207	164	5	4	13	9	31	21	151	123	7	7
Metković	573	462	5	5	62	40	94	51	400	354	12	12
Opuzen	115	94	1	1	14	9	23	14	77	70	-	-
Ploče	277	207	5	3	23	12	63	32	183	157	3	3
Općine/ Municipalities	1 290	1 012	43	38	73	51	233	135	920	767	21	21
Blato	115	95	3	2	5	1	19	14	88	78	-	-
Dubrovačko primorje	48	41	1	1	4	3	4	2	37	33	2	2
Janjina	7	7	-	-	-	-	1	1	6	6	-	-
Konavle	287	224	12	10	12	8	66	37	193	165	4	4
Kula Norinska	45	40	1	1	8	7	7	5	29	27	-	-
Lastovo	30	23	-	-	6	4	5	3	18	15	1	1
Lumbarda	30	22	-	-	1	1	7	3	21	17	1	1
Mljet	23	18	-	-	-	-	2	1	21	17	-	-
Orebić	126	101	4	4	6	4	19	13	94	77	3	3
Pojezerje	11	7	-	-	-	-	3	2	7	4	1	1
Slivno	22	16	-	-	2	1	5	2	14	12	1	1
Smokvica	20	17	-	-	-	-	3	2	15	13	2	2
Ston	77	55	5	5	3	3	14	6	55	41	-	-
Trpanj	28	21	-	-	-	-	7	4	21	17	-	-
Vela Luka	108	88	4	3	6	4	20	14	73	62	5	5
Zažablje	16	12	-	-	2	1	3	2	11	9	-	-
Župa dubrovačka	297	225	13	12	18	14	48	24	217	174	1	1
Međimurska županija County of Međimurje	3 107	2 328	24	15	399	238	607	303	2 030	1 727	47	45
Gradovi/ Towns	1 606	1 213	15	10	201	115	276	135	1 087	927	27	26
Čakovec	1 212	918	14	9	155	84	192	98	829	706	22	21
Mursko Središće	131	101	-	-	24	18	24	12	81	69	2	2
Prelog	263	194	1	1	22	13	60	25	177	152	3	3

**2.6. STUDENTI PREMA ŽUPANIJI I GRADU/OPĆINI PREBIVALIŠTA, VRSTAMA VISOKIH UČILIŠTA I NAČINU STUDIRANJA U AK. G. 2022./2023.**

*STUDENTS, BY COUNTY AND TOWN/MUNICIPALITY OF RESIDENCE, TYPE OF INSTITUTION OF HIGHER EDUCATION AND MODE OF STUDY, 2022/2023 ACADEMIC YEAR*

(nastavak)  
(continued)

	Ukupno Total		Visoke škole Schools of professional higher education		Veleučilišta Polytechnics		Fakulteti Faculties				Umjetničke akademije Art academies	
	svega All	redoviti Full-time	svega All	redoviti Full-time	svega All	redoviti Full-time	stručni studij Professional study		sveučilišni studij University study		svega All	redoviti Full-time
							svega All	redoviti Full-time	svega All	redoviti Full-time		
<i>Općine/ Municipalities</i>	1 501	1 115	9	5	198	123	331	168	943	800	20	19
Belica	80	58	-	-	13	11	25	11	39	33	3	3
Dekanovec	105	73	-	-	9	5	32	17	64	51	-	-
Donja Dubrava	48	38	-	-	7	5	8	3	32	29	1	1
Donji Kraljevec	104	77	-	-	10	6	20	11	74	60	-	-
Donji Vidovec	35	25	1	-	8	4	8	5	18	16	-	-
Goričan	65	43	-	-	6	1	16	9	42	32	1	1
Kotoriba	64	44	-	-	10	6	17	7	37	31	-	-
Mala Subotica	108	84	-	-	17	11	19	11	70	60	2	2
Nedelišće	354	268	1	-	37	24	62	26	250	214	4	4
Orehovica	48	32	-	-	7	3	9	4	31	24	1	1
Podturen	47	31	-	-	7	2	8	5	31	23	1	1
Pribislavec	1	1	-	-	1	1	-	-	-	-	-	-
Selnica	78	55	-	-	10	5	23	12	44	37	1	1
Strahoninec	2	1	-	-	2	1	-	-	-	-	-	-
Sveta Marija	57	40	1	1	7	4	17	8	32	27	-	-
Sveti Juraj na Bregu	127	104	3	3	16	9	25	15	78	72	5	5
Sveti Martin na Muri	69	57	1	1	12	10	16	11	39	35	1	-
Šenkovec	1	-	-	-	1	-	-	-	-	-	-	-
Štrigova	65	51	2	-	10	8	13	8	40	35	-	-
Vratišinec	43	33	-	-	8	7	13	5	22	21	-	-
<i>Grad Zagreb City of Zagreb</i>	34 297	24 129	1 295	865	6 475	2 544	3 602	1 649	22 366	18 523	559	548
<i>Nepoznato prebivalište u Republici Hrvatskoj Unknown residence in Republic of Croatia</i>	1 961	964	15	15	371	135	385	81	1 188	731	2	2
<i>Prebivalište izvan Republike Hrvatske Usual residence outside of Republic of Croatia</i>	5 864	5 538	264	239	610	541	366	296	4 506	4 347	118	115
<i>Nepoznata država prebivališta Unknown country of usual residence</i>	1 667	748	-	-	5	4	372	80	1 259	633	31	31

**2.7. STUDENTI PREMA DRŽAVLJANSTVU, VRSTAMA VISOKIH UČILIŠTA I SPOLU U AK. G. 2022./2023.**
**STUDENTS, BY CITIZENSHIP, TYPE OF INSTITUTION OF HIGHER EDUCATION AND SEX, 2022/2023 ACADEMIC YEAR**

	Ukupno Total		Visoke škole Schools of professional higher education		Veleučilišta Polytechnics		Fakulteti Faculties				Umjetničke akademije Art academies		
	svega All	studentice Female students	svega All	studentice Female students	svega All	studentice Female students	stručni studij Professional study		sveučilišni studij University study		svega All	studentice Female students	
							svega All	studentice Female students	svega All	studentice Female students			
Ukupno	151 827	87 969	2 676	1 024	21 962	10 213	19 942	10 541	104 461	64 297	2 786	1 894	Total
Hrvatsko državljanstvo	148 542	86 159	2 445	916	21 529	9 982	19 841	10 492	102 029	62 934	2 698	1 835	Croatian citizenship
Strano državljanstvo	3 285	1 810	231	108	433	231	101	49	2 432	1 363	88	59	Foreign citizenship
Zemlja državljanstva													Country of citizenship
Afganistan	1	-	-	-	-	-	-	-	1	-	-	-	Afganistan
Albanija	14	6	11	4	-	-	1	1	1	1	1	-	Albania
Alžir	2	2	-	-	-	-	-	-	2	2	-	-	Algeria
Angola	1	1	-	-	-	-	-	-	1	1	-	-	Angola
Argentina	4	-	-	-	3	-	1	-	-	-	-	-	Argentina
Armenija	3	2	-	-	1	1	-	-	2	1	-	-	Armenia
Australija	6	6	-	-	1	1	-	-	5	5	-	-	Australia
Austrija	28	19	3	2	1	1	-	-	24	16	-	-	Austria
Azerbajdžan	10	5	2	1	4	2	-	-	4	2	-	-	Azerbaijan
Bangladeš	5	1	1	-	1	-	-	-	3	1	-	-	Bangladesh
Belgija	31	19	3	2	5	2	-	-	22	14	1	1	Belgium
Benin	3	1	-	-	-	-	-	-	3	1	-	-	Benin
Bjelorusija	9	8	2	2	1	1	-	-	5	4	1	1	Belarus
Bosna i Hercegovina	155	76	17	6	24	16	21	12	88	39	5	3	Bosnia and Herzegovina
Brazil	9	5	1	-	2	2	-	-	6	3	-	-	Brazil
Bugarska	12	5	2	1	1	-	1	-	7	3	1	1	Bulgaria
Burundi	1	-	-	-	-	-	-	-	1	-	-	-	Burundi
Crna Gora	81	44	37	21	1	-	1	1	37	19	5	3	Montenegro
Cipar	1	-	-	-	-	-	-	-	1	-	-	-	Cyprus
Češka	43	25	-	-	5	2	-	-	38	23	-	-	Czech Republic
Čile	8	3	1	-	2	2	-	-	5	1	-	-	Chile
Danska	3	2	1	1	-	-	-	-	2	1	-	-	Denmark
Egipat	9	6	-	-	-	-	-	-	9	6	-	-	Egypt
Ekvador	4	1	-	-	3	1	-	-	1	-	-	-	Ecuador
Estonija	5	3	1	1	-	-	-	-	4	2	-	-	Estonia
Etiopija	4	2	-	-	-	-	-	-	4	2	-	-	Ethiopia
Filipini	2	1	-	-	1	1	-	-	1	-	-	-	Philippines
Finska	15	10	1	1	1	-	2	1	11	8	-	-	Finland
Francuska	356	202	22	14	76	36	5	1	250	149	3	2	France
Gana	3	-	-	-	-	-	-	-	3	-	-	-	Ghana
Grčka	19	16	-	-	3	2	-	-	16	14	-	-	Greece
Gruzija	3	3	-	-	-	-	-	-	3	3	-	-	Georgia
Hong Kong	1	1	-	-	-	-	-	-	1	1	-	-	Hong Kong
Indija	29	10	10	3	2	1	-	-	17	6	-	-	India
Indonezija	22	8	-	-	-	-	-	-	22	8	-	-	Indonesia
Irak	3	-	-	-	-	-	-	-	3	-	-	-	Iraq
Iran, Islamska Republika	7	4	-	-	-	-	-	-	6	4	1	-	Iran, Islamic Republic of



**2.7. STUDENTI PREMA DRŽAVLJANSTVU, VRSTAMA VISOKIH UČILIŠTA I SPOLU U AK. G. 2022./2023.**
**STUDENTS, BY CITIZENSHIP, TYPE OF INSTITUTION OF HIGHER EDUCATION AND SEX, 2022/2023 ACADEMIC YEAR**

 (nastavak)  
 (continued)

	Ukupno Total		Visoke škole Schools of professional higher education		Veleučilišta Polytechnics		Fakulteti Faculties				Umjetničke akademije Art academies		
							stručni studij Professional study		sveučilišni studij University study				
	svega All	studentice Female students	svega All	studentice Female students	svega All	studentice Female students	svega All	studentice Female students	svega All	studentice Female students	svega All	studentice Female students	
Irska	15	10	1	1	4	3	-	-	10	6	-	-	Ireland
Italija	158	85	3	2	20	5	-	-	134	78	1	-	Italy
Izrael	98	45	-	-	-	-	-	-	98	45	-	-	Israel
Japan	29	26	-	-	20	18	-	-	9	8	-	-	Japan
Jemen	1	-	1	-	-	-	-	-	-	-	-	-	Yemen
Jordan	1	1	-	-	-	-	-	-	1	1	-	-	Jordan
Južna Koreja	9	7	-	-	2	2	-	-	7	5	-	-	South Korea
Južnoafrička Republika	7	7	2	2	-	-	-	-	5	5	-	-	South Africa
Kamerun	6	3	-	-	-	-	-	-	6	3	-	-	Cameroon
Kanada	17	10	3	3	7	3	1	1	6	3	-	-	Canada
Kazahstan	5	4	-	-	2	2	1	-	2	2	-	-	Kazakhstan
Kenija	1	-	-	-	1	-	-	-	-	-	-	-	Kenya
Kina	29	14	3	2	13	4	-	-	9	4	4	4	China
Kolumbija	1	1	1	1	-	-	-	-	-	-	-	-	Columbia
Kongo	1	-	1	-	-	-	-	-	-	-	-	-	Congo
Kongo, Demokratska Republika	2	1	-	-	-	-	-	-	2	1	-	-	Congo, Democratic Republic
Kosovo	19	6	4	-	2	1	-	-	13	5	-	-	Kosovo
Letonija	9	6	-	-	1	-	-	-	7	5	1	1	Latvia
Libanon	7	3	-	-	1	-	-	-	6	3	-	-	Lebanon
Libija	2	1	-	-	1	1	-	-	1	-	-	-	Libya
Litva	32	20	4	3	5	2	-	-	23	15	-	-	Lithuania
Luksemburg	2	1	-	-	1	1	-	-	1	-	-	-	Luxembourg
Mađarska	16	11	-	-	-	-	1	1	14	9	1	1	Hungary
Malezija	2	1	1	1	1	-	-	-	-	-	-	-	Malaysia
Malta	1	1	-	-	-	-	-	-	1	1	-	-	Malta
Maroko	5	2	2	-	1	-	-	-	2	2	-	-	Morocco
Meksiko	22	12	-	-	15	8	-	-	7	4	-	-	Mexico
Moldova	4	4	1	1	-	-	2	2	1	1	-	-	Moldova
Mongolija	7	5	-	-	3	2	1	-	3	3	-	-	Mongolia
Nepal	5	-	1	-	3	-	-	-	1	-	-	-	Nepal
Nigerija	11	4	5	1	1	-	1	1	4	2	-	-	Nigeria
Nikaragva	1	1	-	-	1	1	-	-	-	-	-	-	Nicaragua
Nizozemska	40	16	-	-	12	3	4	-	20	10	4	3	Netherlands
Norveška	49	34	-	-	-	-	-	-	49	34	-	-	Norway
Njemačka	643	356	11	4	33	24	20	8	575	316	4	4	Germany
Pakistan	12	4	-	-	1	1	-	-	11	3	-	-	Pakistan
Peru	3	1	-	-	-	-	-	-	3	1	-	-	Peru
Polska	139	90	-	-	14	7	7	3	113	77	5	3	Poland
Portugal	124	58	1	1	12	8	11	6	100	43	-	-	Portugal
Rumunjska	23	18	1	1	1	-	-	-	20	16	1	1	Romania
Rusija	39	21	5	1	13	8	5	2	10	5	6	5	Russian Federation

**2.7. STUDENTI PREMA DRŽAVLJANSTVU, VRSTAMA VISOKIH UČILIŠTA I SPOLU U AK. G. 2022./2023.**
**STUDENTS, BY CITIZENSHIP, TYPE OF INSTITUTION OF HIGHER EDUCATION AND SEX, 2022/2023 ACADEMIC YEAR**

 (nastavak)  
 (continued)

	Ukupno Total		Visoke škole Schools of professional higher education		Veleučilišta Polytechnics		Fakulteti Faculties				Umjetničke akademije Art academies		
	svega All	studentice Female students	svega All	studentice Female students	svega All	studentice Female students	stručni studij Professional study		sveučilišni studij University study		svega All	studentice Female students	
							svega All	studentice Female students	svega All	studentice Female students			
Salvador	1	-	-	-	1	-	-	-	-	-	-	-	El Salvador
Sijera Leone	1	1	-	-	-	-	-	-	1	1	-	-	Sierra Leone
Singapur	3	1	-	-	2	1	-	-	1	-	-	-	Singapore
Sirija	10	2	2	1	1	1	-	-	7	-	-	-	Syria
Sjedinjene Američke Države	54	23	21	5	6	1	-	-	27	17	-	-	United States of America
Sjeverna Makedonija	29	18	5	2	-	-	2	2	21	14	1	-	North Macedonia
Slovačka	21	10	-	-	4	3	-	-	16	6	1	1	Slovakia
Slovenija	131	82	5	3	30	19	1	1	71	47	24	12	Slovenia
Srbija	48	25	11	3	6	5	1	1	22	11	8	5	Serbia
Sudan	1	-	-	-	-	-	-	-	1	-	-	-	Sudan
Španjolska	210	110	2	1	29	11	6	2	172	95	1	1	Spain
Šri Lanka	1	-	-	-	-	-	-	-	1	-	-	-	Sri Lanka
Švedska	29	15	-	-	2	2	1	-	26	13	-	-	Sweden
Švicarska	20	15	1	1	3	2	3	2	13	10	-	-	Switzerland
Tadžikistan	2	1	-	-	-	-	-	-	2	1	-	-	Tajikistan
Tanzanija	1	-	1	-	-	-	-	-	-	-	-	-	Tanzania
Tajvan	2	2	-	-	-	-	-	-	2	2	-	-	Taiwan
Trinidad i Tobago	1	-	1	-	-	-	-	-	-	-	-	-	Trinidad and Tobago
Turkmenistan	1	-	-	-	-	-	-	-	1	-	-	-	Turkmenistan
Turska	40	12	1	-	11	4	-	-	28	8	-	-	Türkiye
Uganda	1	1	-	-	-	-	-	-	1	1	-	-	Uganda
Urugvaj	1	-	-	-	-	-	-	-	1	-	-	-	Uruguay
Ujedinjena Kraljevina	36	16	1	1	-	-	-	-	35	15	-	-	United Kingdom
Ukrajina	126	85	11	6	7	5	1	1	99	66	8	7	Ukraine
Venezuela	3	2	1	-	2	2	-	-	-	-	-	-	Venezuela
Zelenortska Republika	1	-	-	-	-	-	-	-	1	-	-	-	Cabo Verde
Zimbabve	2	2	2	2	-	-	-	-	-	-	-	-	Zimbabwe

### 3. UPISANI STUDENTI I GODINE U AK. G. 2022./2023.

STUDENTS ENROLLED ON 1<sup>ST</sup> YEAR OF STUDY, 2022/2023 ACADEMIC YEAR

#### 3.1. STUDENTI I. GODINE PREMA PRETHODNO ZAVRŠENOJ ŠKOLI I STRUCI TE VRSTAMA VISOKIH UČILIŠTA I VRSTAMA STUDIJA U AK. G. 2022./2023.

FIRST-YEAR STUDENTS, BY PREVIOUSLY FINISHED SCHOOL AND VOCATION, TYPE OF INSTITUTION OF HIGHER EDUCATION AND TYPE OF STUDY, 2022/2023 ACADEMIC YEAR

	Ukupno Total	Stručni studij Professional study				Sveučilišni studij University study		
		svega All	visoke škole Schools of higher education	veleučilišta Polytechnics	fakulteti Faculties	svega All	fakulteti Faculties	umjetničke akademije Art academies
Ukupno Total	53 625	15 613	1 026	7 425	7 162	38 012	37 153	859
Gimnazija Grammar school	14 053	2 692	433	1 101	1 158	11 361	11 181	180
Srednja strukovna škola Vocational secondary school	14 934	6 728	438	3 237	3 053	8 206	7 949	257
Strojarstvo Mechanical engineering	814	378	11	156	211	436	434	2
Brodogradnja Shipbuilding	11	5	1	3	1	6	6	-
Metalurgija Metallurgy	19	-	-	-	-	19	19	-
Elektrotehnika Electrical engineering	2 907	1 550	136	837	577	1 357	1 346	11
Geologija, rudarstvo i nafta Geology, mining and petroleum	105	27	2	10	15	78	78	-
Ekonomija i trgovina Economics and trade	3 562	1 552	82	557	913	2 010	1 989	21
Ugostiteljstvo i turizam Hotels, catering and tourism	1 529	522	34	201	287	1 007	996	11
Poljoprivreda Agriculture	298	124	3	75	46	174	171	3
Prehrana Food processing	210	94	3	38	53	116	116	-
Veterina Veterinary	179	56	4	32	20	123	122	1
Šumarstvo Forestry	68	19	1	14	4	49	49	-
Obrada drva Wood processing	61	24	1	7	16	37	37	-
Graditeljstvo i geodezija Civil engineering and geodesy	829	348	11	124	213	481	469	12
Cestovni promet Road transport	268	132	6	81	45	136	135	1
Unutarnji promet Internal transport	15	14	1	12	1	1	1	-
Pomorski, riječni i lučki promet Sea water and river transport	261	43	1	19	23	218	218	-
PT promet Post and telecommunications	49	29	2	13	14	20	20	-
Zračni promet Air transport	54	24	-	17	7	30	30	-
Željeznički promet Railway transport	26	12	-	11	1	14	14	-
Kemijska tehnologija Chemical technology	145	45	1	20	24	100	100	-
Grafika Graphics and printing	444	191	33	42	116	253	234	19
Tekstil Textiles	65	29	3	11	15	36	36	-
Zdravstvo Health	2 044	1 188	16	808	364	856	852	4

**3.1. STUDENTI I. GODINE PREMA PRETHODNO ZAVRŠENOJ ŠKOLI I STRUCI TE VRSTAMA VISOKIH UČILIŠTA I VRSTAMA STUDIJA U AK. G. 2022./2023.**

*FIRST-YEAR STUDENTS, BY PREVIOUSLY FINISHED SCHOOL AND VOCATION, TYPE OF INSTITUTION OF HIGHER EDUCATION AND TYPE OF STUDY, 2022/2023 ACADEMIC YEAR*

(nastavak)  
(continued)

	Ukupno <i>Total</i>	Stručni studij <i>Professional study</i>				Sveučilišni studij <i>University study</i>		
		svega <i>All</i>	visoke škole <i>Schools of higher education</i>	veleučilišta <i>Polytechnics</i>	fakulteti <i>Faculties</i>	svega <i>All</i>	fakulteti <i>Faculties</i>	umjetničke akademije <i>Art academies</i>
Osobne usluge (kozmetičar, pediker, frizer) <i>Personal services (cosmetician, pedicure, hairdresser)</i>	93	37	2	23	12	56	55	1
Ostale usluge <i>Other services</i>	17	15	2	10	3	2	2	-
Optika i obrada stakla <i>Optics and glass processing</i>	44	34	-	33	1	10	10	-
Unutarnji poslovi i zaštita <i>Internal affairs and security</i>	17	14	1	10	3	3	3	-
Međustrukovni programi <i>Inter-vocational programmes</i>	80	33	6	22	5	47	32	15
Glazbena umjetnost <i>Music art</i>	117	12	1	7	4	105	61	44
Likovna umjetnost i dizajn <i>Fine arts and design</i>	465	92	41	16	35	373	261	112
Plesna umjetnost <i>Dance</i>	4	1	-	1	-	3	3	-
Ostalo <i>Other</i>	134	84	33	27	24	50	50	-
Kratki stručni studij <i>Professional short-term study</i>	2	1	-	1	-	1	1	-
Preddiplomski stručni studij <i>Undergraduate professional study</i>	3 536	2 626	98	1 542	986	910	910	-
Preddiplomski sveučilišni studij <i>Undergraduate university study</i>	9 308	125	3	73	49	9 183	8 890	293
Specijalistički diplomski stručni studij <i>Specialist graduate professional study</i>	10	4	-	-	4	6	6	-
Diplomski sveučilišni, integrirani preddiplomski i diplomski i poslijediplomski specijalistički studij <i>Graduate university, integrated undergraduate and graduate university and postgraduate specialist study</i>	122	35	1	18	16	87	79	8
Nepoznata škola <i>Unknown school</i>	1 852	662	47	415	200	1 190	1 151	39
Ponovno upisani <i>Re-enrolled</i>	9 808	2 740	6	1 038	1 696	7 068	6 986	82

**3.2. STUDENTI I. GODINE BEZ PONAVLJAČA PREMA VRSTAMA VISOKIH UČILIŠTA, VRSTAMA STUDIJA, NAČINU STUDIRANJA I GODINI ZAVRŠETKA PRETHODNE ŠKOLE U AK. G. 2022./2023.**

*FIRST-YEAR STUDENTS, WITHOUT REPEATERS, BY TYPE OF INSTITUTION OF HIGHER EDUCATION, TYPE OF STUDY, MODE OF STUDY AND YEAR OF FINISHING PREVIOUS SCHOOL, 2022/2023 ACADEMIC YEAR*

	Studenti I. godine First-year students							
			godina završetka prethodne škole Year of finishing previous school					
	ukupno Total	%	2022.	%	2021.	%	2020. i prije 2020 and earlier	%
Visoka učilišta – ukupno <i>Institutions of higher education – total</i>	43 817	100	29 772	67,9	4 818	11,0	9 227	21,1
Redoviti <i>Full-time</i>	34 554	100	26 947	77,9	3 512	10,2	4 095	11,9
Izvanredni <i>Part-time</i>	9 263	100	2 825	30,5	1 306	14,1	5 132	55,4
Visoke škole <i>Schools of professional higher education</i>	1 020	100	468	45,9	160	15,7	392	38,4
Redoviti <i>Full-time</i>	837	100	455	54,4	151	18,0	231	27,6
Izvanredni <i>Part-time</i>	183	100	13	7,10	9	4,9	161	88,0
Veleučilišta <i>Polytechnics</i>	6 387	100	3 196	50,1	794	12,4	2 397	37,5
Redoviti <i>Full-time</i>	3 339	100	2 321	69,5	422	12,6	596	17,9
Izvanredni <i>Part-time</i>	3 048	100	875	28,7	372	12,2	1 801	59,1
Fakulteti <i>Faculties</i>	35 633	100	25 540	71,7	3 781	10,6	6 312	17,7
Stručni studij <i>Professional study</i>	5 466	100	3 094	56,6	751	13,7	1 621	29,7
Redoviti <i>Full-time</i>	3 496	100	2 495	71,4	473	13,5	528	15,1
Izvanredni <i>Part-time</i>	1 970	100	599	30,4	278	14,1	1 093	55,5
Sveučilišni studij <i>University study</i>	30 167	100	22 446	74,4	3 030	10,0	4 691	15,6
Redoviti <i>Full-time</i>	26 163	100	21 138	80,7	2 394	9,2	2 631	10,1
Izvanredni <i>Part-time</i>	4 004	100	1 308	32,7	636	15,9	2 060	51,4
Umjetničke akademije <i>Art academies</i>	777	100	568	73,1	83	10,7	126	16,2
Redoviti <i>Full-time</i>	719	100	538	74,8	72	10,0	109	15,2
Izvanredni <i>Part-time</i>	58	100	30	51,7	11	19,0	17	29,3



**II. POSLIJEDIPLOMSKI STUDIJ**  
*POSTGRADUATE STUDY*





**1. STUDENTI UPISANI NA SVEUČILIŠNI SPECIJALISTIČKI STUDIJ U AK. G. 2022./2023.**  
**STUDENTS ENROLLED ON UNIVERSITY SPECIALIST STUDIES, 2022/2023 ACADEMIC YEAR**

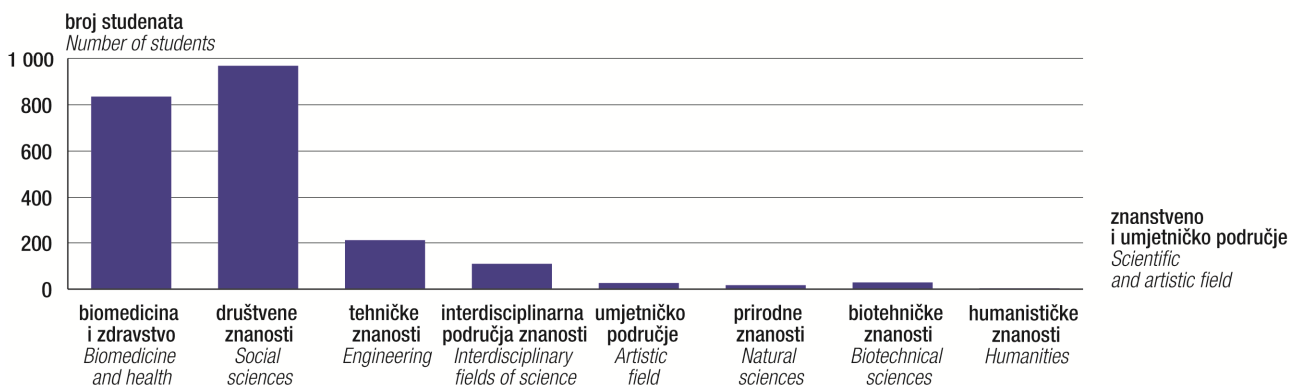
**1.1. STUDENTI UPISANI NA SVEUČILIŠNI SPECIJALISTIČKI STUDIJ PREMA SVEUČILIŠTU, ZNANSTVENIM I UMJETNIČKIM PODRUČJIMA STUDIJA I SPOLU U AK. G. 2022./2023.**

**STUDENTS ENROLLED ON UNIVERSITY SPECIALIST STUDIES, BY UNIVERSITY, SCIENTIFIC AND ARTISTIC FIELDS OF STUDY AND SEX, 2022/2023 ACADEMIC YEAR**

	Ukupno Total		Znanstveno i umjetničko područje studija Scientific and artistic field of study							
	svega All	žene Women	prirodne znanosti Natural sciences	tehničke znanosti Engineering	biomedicina i zdravstvo Biomedicine and health	biotehničke znanosti Biotechnical sciences	društvene znanosti Social sciences	humanističke znanosti Humanities	umjetničko područje Artistic field	interdiscipli- nama područja znanosti Interdisciplin- ary fields of science
Ukupno Total	2 199	1 489	17	211	835	29	968	4	26	109
Sveučilište u Osijeku University of Osijek	188	138	-	-	9	11	123	-	24	21
Sveučilište u Puli University of Pula	6	2	-	-	-	-	6	-	-	-
Sveučilište u Rijeci University of Rijeka	151	74	-	9	57	-	85	-	-	-
Sveučilište u Slavonskom Brodu University of Slavonski Brod	12	-	-	12	-	-	-	-	-	-
Sveučilište u Splitu University of Split	56	39	-	-	40	-	16	-	-	-
Sveučilište u Zagrebu University of Zagreb	1 747	1 208	17	190	690	18	738	4	2	88
Libertas međunarodno sveučilište, Zagreb Libertas International University, Zagreb	39	28	-	-	39	-	-	-	-	-

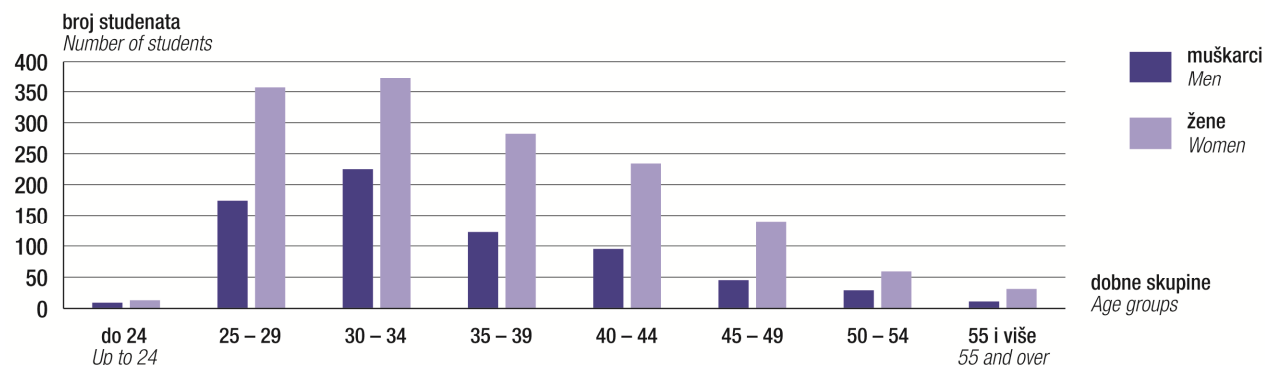
**G-5. STUDENTI UPISANI NA SVEUČILIŠNI SPECIJALISTIČKI STUDIJ PREMA ZNANSTVENIM I UMJETNIČKIM PODRUČJIMA STUDIJA U AK. G. 2022./2023.**

**STUDENTS ENROLLED ON UNIVERSITY SPECIALIST STUDIES, BY SCIENTIFIC AND ARTISTIC FIELDS OF STUDY, 2022/2023 ACADEMIC YEAR**



**G-6. STUDENTI UPISANI NA SVEUČILIŠNI SPECIJALISTIČKI STUDIJ PREMA GODINAMA ŽIVOTA I SPOLU U AK. G. 2022./2023.**

**STUDENTS ENROLLED ON UNIVERSITY SPECIALIST STUDIES, BY AGE AND SEX, 2022/2023 ACADEMIC YEAR**



**1.2. STUDENTI UPISANI NA SVEUČILIŠNI SPECIJALISTIČKI STUDIJ PREMA ZNANSTVENIM I UMJETNIČKIM PODRUČJIMA I POLJIMA STUDIJA, GODINAMA ŽIVOTA I SPOLU U AK. G. 2022./2023.**  
**STUDENTS ENROLLED ON UNIVERSITY SPECIALIST STUDIES, BY SCIENTIFIC AND ARTISTIC FIELDS OF STUDY, AGE AND SEX, 2022/2023 ACADEMIC YEAR**

	Ukupno Total		Dobne skupine Age groups								
	svega All	žene Women	do 24 Up to 24	25 – 29	30 – 34	35 – 39	40 – 44	45 – 49	50 – 54	55 i više 55 and over	
Ukupno	2 199	1 489	22	531	598	404	329	185	88	42	Total
Prirodne znanosti	17	15	-	15	1	-	1	-	-	-	Natural sciences
Matematika	17	15	-	15	1	-	1	-	-	-	Mathematics
Tehničke znanosti	211	81	5	32	60	58	22	21	7	6	Engineering
Arhitektura i urbanizam	16	13	-	3	7	3	2	-	1	-	Architecture and town planning
Elektrotehnika	23	2	-	5	11	5	-	2	-	-	Electrical engineering
Geodezija	3	2	-	-	3	-	-	-	-	-	Geodesy
Građevinarstvo	18	7	1	2	4	5	1	2	2	1	Civil engineering
Računalstvo	64	27	-	13	17	15	11	6	-	2	Computer science
Strojarstvo	15	1	3	3	2	4	-	1	1	1	Mechanical engineering
Tehnologija prometa i transport	14	1	-	1	3	5	1	2	2	-	Technology of transport and traffic
Interdisciplinane tehničke znanosti	58	28	1	5	13	21	7	8	1	2	Interdisciplinary technical sciences
Biomedicina i zdravstvo	835	546	2	309	331	105	43	33	11	1	Biomedicine and health
Temeljne medicinske znanosti	8	8	-	1	5	2	-	-	-	-	Basic medical sciences
Kliničke medicinske znanosti	396	226	-	132	214	35	8	5	2	-	Clinical medical sciences
Javno zdravstvo i zdravstvena zaštita	232	171	-	104	57	29	18	15	8	1	Public health and health care
Veterinarska medicina	34	16	-	17	8	6	2	1	-	-	Veterinary medicine
Dentalna medicina	77	47	-	21	29	16	6	4	1	-	Dental medicine
Farmacija	88	78	2	34	18	17	9	8	-	-	Pharmacy
Biotehničke znanosti	29	22	-	12	3	4	4	4	1	1	Biotechnical sciences
Poljoprivreda	19	12	-	8	1	2	3	3	1	1	Agronomy
Nutricionizam	7	7	-	2	2	2	1	-	-	-	Nutrition
Interdisciplinane biotehničke znanosti	3	3	-	2	-	-	-	1	-	-	Interdisciplinary biotechnical sciences
Društvene znanosti	968	704	14	135	175	209	231	110	63	31	Social sciences
Ekonomija	178	109	4	27	35	35	48	20	7	2	Economics
Pravo	376	250	-	40	80	95	95	39	16	11	Law
Politologija	45	20	5	20	6	3	7	2	1	1	Political science
Informacijske i komunikacijske znanosti	54	45	3	6	6	9	14	9	7	-	Information and communication sciences
Psihologija	27	21	-	5	16	4	1	-	1	-	Psychology
Edukacijsko-rehabilitacijske znanosti	45	43	1	14	7	7	9	5	2	-	Education and rehabilitation sciences
Socijalne djelatnosti	195	181	-	10	16	49	48	29	27	16	Social work
Sigurnosne i obrambene znanosti	22	10	1	7	4	2	5	2	1	-	Security and defense sciences
Interdisciplinane društvene znanosti	26	25	-	6	5	5	4	4	1	1	Interdisciplinary social sciences
Humanističke znanosti	4	3	-	1	2	-	1	-	-	-	Humanities
Filologija	4	3	-	1	2	-	1	-	-	-	Philology
Umjetničko područje	26	24	1	9	1	4	5	4	1	1	Artistic field
Glazbena umjetnost	2	2	1	1	-	-	-	-	-	-	Musical arts
Interdisciplinarno umjetničko polje	24	22	-	8	1	4	5	4	1	1	Interdisciplinary arts field
Interdisciplinarna područja znanosti	109	94	-	18	25	24	22	13	5	2	Interdisciplinary fields of science
Obrazovne znanosti	38	34	-	11	6	7	5	5	2	2	Educational sciences
Ostala interdisciplinarna polja	71	60	-	7	19	17	17	8	3	-	Other interdisciplinary fields

**1.3. STUDENTI UPISANI NA SVEUČILIŠNI SPECIJALISTIČKI STUDIJ PREMA VISOKOM UČILIŠTU, ZNANSTVENIM I UMJETNIČKIM PODRUČJIMA STUDIJA I SPOLU U AK. G. 2022./2023.**

STUDENTS ENROLLED ON UNIVERSITY SPECIALIST STUDIES, BY INSTITUTION OF HIGHER EDUCATION, SCIENTIFIC AND ARTISTIC FIELDS OF STUDY AND SEX, 2022/2023 ACADEMIC YEAR

	Ukupno Total		Znanstveno i umjetničko područje studija Scientific and artistic field of study															
			prirodne znanosti Natural sciences		tehničke znanosti Engineering		biomedicina i zdravlje Biomedicine and health		biotehničke znanosti Biotechnical sciences		društvene znanosti Social sciences		humanističke znanosti Humanities		umjetničko područje Artistic field		interdisciplinarna područja znanosti Interdisciplinary fields of science	
	svega All	žene Wo- men	svega All	žene Wo- men	svega All	žene Wo- men	svega All	žene Wo- men	svega All	žene Wo- men	svega All	žene Wo- men	svega All	žene Wo- men	svega All	žene Wo- men	svega All	žene Wo- men
Ukupno Total	2 199	1 489	17	15	211	81	835	546	29	22	968	704	4	3	26	24	109	94
Prirodoslovno-matematički fakultet, Zagreb Faculty of Science, Zagreb	17	15	17	15	-	-	-	-	-	-	-	-	-	-	-	-	-	-
Građevinski fakultet, Zagreb Faculty of Civil Engineering, Zagreb	18	7	-	-	18	7	-	-	-	-	-	-	-	-	-	-	-	-
Arhitektonski fakultet, Zagreb Faculty of Architecture, Zagreb	7	6	-	-	7	6	-	-	-	-	-	-	-	-	-	-	-	-
Geodetski fakultet, Zagreb Faculty of Geodesy, Zagreb	3	2	-	-	3	2	-	-	-	-	-	-	-	-	-	-	-	-
Fakultet strojarstva i brodogradnje, Zagreb Faculty of Mechanical Engineering and Naval Architecture, Zagreb	3	1	-	-	3	1	-	-	-	-	-	-	-	-	-	-	-	-
Fakultet elektrotehnike i računarstva, Zagreb Faculty of Electrical Engineering and Computing, Zagreb	136	50	-	-	136	50	-	-	-	-	-	-	-	-	-	-	-	-
Fakultet prometnih znanosti, Zagreb Faculty of Transport and Traffic Engineering, Zagreb	14	1	-	-	14	1	-	-	-	-	-	-	-	-	-	-	-	-
Medicinski fakultet, Osijek Faculty of Medicine, Osijek	9	6	-	-	-	-	9	6	-	-	-	-	-	-	-	-	-	-
Medicinski fakultet, Rijeka Faculty of Medicine, Rijeka	57	19	-	-	-	-	57	19	-	-	-	-	-	-	-	-	-	-
Medicinski fakultet, Split Faculty of Medicine, Split	40	27	-	-	-	-	40	27	-	-	-	-	-	-	-	-	-	-
Medicinski fakultet, Zagreb Faculty of Medicine, Zagreb	491	325	-	-	-	-	491	325	-	-	-	-	-	-	-	-	-	-
Stomatološki fakultet, Zagreb Faculty of Dental Medicine, Zagreb	77	47	-	-	-	-	77	47	-	-	-	-	-	-	-	-	-	-
Farmaceutsko-biokemijski fakultet, Zagreb Faculty of Pharmacy and Biochemistry, Zagreb	88	78	-	-	-	-	88	78	-	-	-	-	-	-	-	-	-	-
Veterinarski fakultet, Zagreb Faculty of Veterinary Medicine, Zagreb	34	16	-	-	-	-	34	16	-	-	-	-	-	-	-	-	-	-
Prehrambeno-tehnološki fakultet, Osijek Faculty of Food Technology, Osijek	10	10	-	-	-	-	-	-	10	10	-	-	-	-	-	-	-	-
Fakultet agrobiotehničkih znanosti, Osijek Faculty of Agrobiotechnical Sciences, Osijek	1	-	-	-	-	-	-	-	1	-	-	-	-	-	-	-	-	-
Agronomski fakultet, Zagreb Faculty of Agronomy, Zagreb	18	12	-	-	-	-	-	-	18	12	-	-	-	-	-	-	-	-
Ekonomski fakultet, Osijek Faculty of Economics, Osijek	63	39	-	-	-	-	-	-	-	-	63	39	-	-	-	-	-	-

**1.3. STUDENTI UPISANI NA SVEUČILIŠNI SPECIJALISTIČKI STUDIJ PREMA VISOKOM UČILIŠTU, ZNANSTVENIM I UMJETNIČKIM PODRUČJIMA STUDIJA I SPOLU U AK. G. 2022./2023.**

STUDENTS ENROLLED ON UNIVERSITY SPECIALIST STUDIES, BY INSTITUTION OF HIGHER EDUCATION, SCIENTIFIC AND ARTISTIC FIELDS OF STUDY AND SEX, 2022/2023 ACADEMIC YEAR

(nastavak)  
(nastavak)

	Ukupno <i>Total</i>		Znanstveno i umjetničko područje studija <i>Scientific and artistic field of study</i>																
			prirodne znanosti <i>Natural sciences</i>		tehničke znanosti <i>Engineering</i>		biomedicina i zdravlje <i>Biomedicine and health</i>		biotehničke znanosti <i>Biotechnical sciences</i>		društvene znanosti <i>Social sciences</i>		humanističke znanosti <i>Humanities</i>		umjetničko područje <i>Artistic field</i>		interdisciplinarna područja znanosti <i>Interdisciplinary fields of science</i>		
	svega <i>All</i>	žene <i>Women</i>	svega <i>All</i>	žene <i>Women</i>	svega <i>All</i>	žene <i>Women</i>	svega <i>All</i>	žene <i>Women</i>	svega <i>All</i>	žene <i>Women</i>	svega <i>All</i>	žene <i>Women</i>	svega <i>All</i>	žene <i>Women</i>	svega <i>All</i>	žene <i>Women</i>	svega <i>All</i>	žene <i>Women</i>	
Ekonomski fakultet, Rijeka <i>Faculty of Economics and Business, Rijeka</i>	63	38	-	-	-	-	-	-	-	-	-	63	38	-	-	-	-	-	-
Ekonomski fakultet, Split <i>Faculty of Economics, Split</i>	16	12	-	-	-	-	-	-	-	-	-	16	12	-	-	-	-	-	-
Ekonomski fakultet, Zagreb <i>Faculty of Economics and Business, Zagreb</i>	30	18	-	-	-	-	-	-	-	-	-	30	18	-	-	-	-	-	-
Fakultet organizacije i informatike, Varaždin <i>Faculty of Organization and Informatics, Varaždin</i>	35	31	-	-	-	-	-	-	-	-	-	35	31	-	-	-	-	-	-
Pravni fakultet, Osijek <i>Faculty of Law, Osijek</i>	60	43	-	-	-	-	-	-	-	-	-	60	43	-	-	-	-	-	-
Pravni fakultet, Rijeka <i>Faculty of Law, Rijeka</i>	22	10	-	-	-	-	-	-	-	-	-	22	10	-	-	-	-	-	-
Pravni fakultet, Zagreb <i>Faculty of Law, Zagreb</i>	511	388	-	-	-	-	-	-	-	-	-	511	388	-	-	-	-	-	-
Fakultet političkih znanosti, Zagreb <i>Faculty of Political Sciences, Zagreb</i>	64	34	-	-	-	-	-	-	-	-	-	64	34	-	-	-	-	-	-
Fakultet za odgojne i obrazovne znanosti, Osijek <i>Faculty of Education, Osijek</i>	21	18	-	-	-	-	-	-	-	-	-	-	-	-	-	-	-	21	18
Učiteljski fakultet, Zagreb <i>Faculty of Teacher Education, Zagreb</i>	35	33	-	-	-	-	-	-	-	-	-	18	17	-	-	-	-	17	16
Edukacijsko-rehabilitacijski fakultet, Zagreb <i>Faculty of Education and Rehabilitation Sciences, Zagreb</i>	45	43	-	-	-	-	-	-	-	-	-	45	43	-	-	-	-	-	-
Filozofski fakultet, Zagreb <i>Faculty of Humanities and Social Sciences, Zagreb</i>	31	24	-	-	-	-	-	-	-	-	-	27	21	4	3	-	-	-	-
Akademija za umjetnosti i kulturu, Osijek <i>Academy of Art and Culture, Osijek</i>	24	22	-	-	-	-	-	-	-	-	-	-	-	-	24	22	-	-	-
Muzička akademija, Zagreb <i>Academy of Music, Zagreb</i>	2	2	-	-	-	-	-	-	-	-	-	-	-	-	2	2	-	-	-
Sveučilište u Puli <i>University of Pula</i>	6	2	-	-	-	-	-	-	-	-	-	6	2	-	-	-	-	-	-
Sveučilište u Rijeci <i>University of Rijeka</i>	9	7	-	-	9	7	-	-	-	-	-	-	-	-	-	-	-	-	-
Sveučilište u Zagrebu <i>University of Zagreb</i>	88	75	-	-	9	7	-	-	-	-	-	8	8	-	-	-	-	71	60
Sveučilište u Slavskom Brodu <i>University of Slavonki Brod</i>	12	-	-	-	12	-	-	-	-	-	-	-	-	-	-	-	-	-	-
Libertas međunarodno sveučilište, Zagreb <i>Libertas International University, Zagreb</i>	39	28	-	-	-	-	39	28	-	-	-	-	-	-	-	-	-	-	-

**1.4. STUDENTI UPISANI NA SVEUČILIŠNI SPECIJALISTIČKI STUDIJ PREMA SVEUČILIŠTU, DRŽAVI PREBIVALIŠTA I SPOLU U AK. G. 2022./2023.**

*STUDENTS ENROLLED ON UNIVERSITY SPECIALIST STUDIES, BY UNIVERSITY, COUNTRY OF USUAL RESIDENCE AND SEX, 2022/2023 ACADEMIC YEAR*

Država prebivališta	Ukupno Total		Sveučilište University														Country of usual residence
			Osijek		Pula – Pola		Rijeka		Slavonski Brod		Split		Zagreb		Libertas		
	svoga All	žene Women	svoga All	žene Women	svoga All	žene Women	svoga All	žene Women	svoga All	žene Women	svoga All	žene Women	svoga All	žene Women	svoga All	žene Women	
Ukupno	2 199	1 489	188	138	6	2	151	74	12	-	56	39	1 747	1 208	39	28	Total
Hrvatska	2 138	1 456	175	128	6	2	149	73	12	-	56	39	1 701	1 186	39	28	Croatia
Ostale države	61	33	13	10	-	-	2	1	-	-	-	-	46	22	-	-	Other countries
Belgija	2	2	1	1	-	-	-	-	-	-	-	-	1	1	-	-	Belgium
Bosna i Hercegovina	30	14	5	4	-	-	1	-	-	-	-	-	24	10	-	-	Bosnia and Herzegovina
Crna Gora	4	3	2	1	-	-	-	-	-	-	-	-	2	2	-	-	Montenegro
Estonija	1	1	-	-	-	-	-	-	-	-	-	-	1	1	-	-	Estonia
Italija	1	1	-	-	-	-	-	-	-	-	-	-	1	1	-	-	Italy
Nizozemska	1	1	-	-	-	-	-	-	-	-	-	-	1	1	-	-	Netherlands
Njemačka	1	1	-	-	-	-	-	-	-	-	-	-	1	1	-	-	Germany
Sjeverna Makedonija	1	-	-	-	-	-	-	-	-	-	-	-	1	-	-	-	North Macedonia
Sjedinjene Američke Države	1	1	-	-	-	-	-	-	-	-	-	-	1	1	-	-	United States of America
Slovenija	5	2	-	-	-	-	-	-	-	-	-	-	5	2	-	-	Slovenia
Srbija	12	6	5	4	-	-	-	-	-	-	-	-	7	2	-	-	Serbia
Španjolska	1	-	-	-	-	-	-	-	-	-	-	-	1	-	-	-	Spain
Švicarska	1	1	-	-	-	-	1	1	-	-	-	-	-	-	-	-	Switzerland

**1.5. STUDENTI UPISANI NA SVEUČILIŠNI SPECIJALISTIČKI STUDIJ PREMA DRŽAVI U KOJOJ SU DIPLOMIRALI, DRŽAVLJANSTVU I SPOLU U AK. G. 2022./2023.**

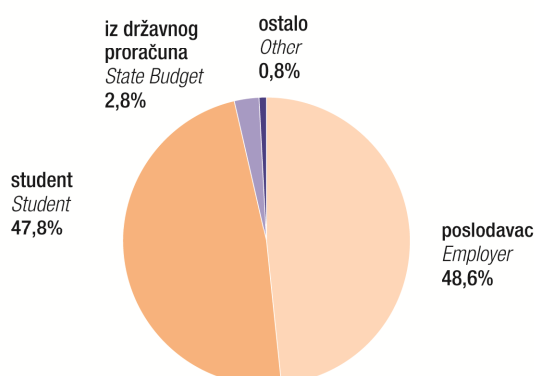
*STUDENTS ENROLLED ON UNIVERSITY SPECIALIST STUDIES, BY COUNTRY OF GRADUATION, CITIZENSHIP AND SEX, 2022/2023 ACADEMIC YEAR*

Država prethodnog obrazovanja	Ukupno Total		Državljanstvo Citizenship				Country of previous education
			hrvatsko Croatian		strano Foreign		
	svoga All	žene Women	svoga All	žene Women	svoga All	žene Women	
Ukupno	2 199	1 489	2 147	1 462	52	27	Total
Hrvatska	2 075	1 417	2 071	1 415	4	2	Croatia
Ostale države	124	72	76	47	48	25	Other countries
Austrija	2	1	2	1	-	-	Austria
Bosna i Hercegovina	65	37	44	27	21	10	Bosnia and Herzegovina
Crna Gora	4	3	-	-	4	3	Montenegro
Francuska	1	1	1	1	-	-	France
Italija	8	6	8	6	-	-	Italy
Kosovo	1	1	-	-	1	1	Kosovo
Norveška	1	1	1	1	-	-	Norway
Sjeverna Makedonija	3	2	-	-	3	2	North Macedonia
Slovenija	14	6	10	5	4	1	Slovenia
Srbija	22	13	8	6	14	7	Serbia
Sveta Lucija	1	-	1	-	-	-	Saint Lucia
Španjolska	2	1	1	-	1	1	Spain

**1.6. STUDENTI UPISANI NA SVEUČILIŠNI SPECIJALISTIČKI STUDIJ PREMA DJELATNOSTI U KOJOJ OBAVLJAJU ZANIMANJE, NAČINU PLAĆANJA STUDIJA I SPOLU U AK. G. 2022./2023.**  
**STUDENTS ENROLLED ON UNIVERSITY SPECIALIST STUDIES, BY ACTIVITY, WAY OF PAYING FOR STUDY AND SEX, 2022/2023 ACADEMIC YEAR**

	Ukupno Total		Način plaćanja poslijediplomskog studija Way of paying for postgraduate study				
	svega All	žene Women	poslodavac Employer	državni proračun State Budget funds	student Student	ostalo Other	
Ukupno	2 199	1 489	1 067	62	1 052	18	Total
Zaposleni	2 163	1 462	1 067	62	1 018	16	Employed
Poljoprivreda, šumarstvo i ribarstvo	9	6	4	-	5	-	Agriculture, forestry and fishing
Rudarstvo i vađenje	2	1	2	-	-	-	Mining and quarrying
Prerađivačka industrija	53	27	34	1	18	-	Manufacturing
Opskrba električnom energijom, plinom, parom i klimatizacija	19	8	11	-	8	-	Electricity, gas, steam and air conditioning supply
Opskrba vodom; uklanjanje otpadnih voda, gospodarenje otpadom te djelatnosti sanacije okoliša	14	7	3	-	11	-	Water supply; sewerage, waste management and remediation activities
Građevinarstvo	18	8	7	-	11	-	Construction
Trgovina na veliko i malo; popravak motornih vozila i motocikla	76	56	42	-	34	-	Wholesale and retail trade; repair of motor vehicles and motorcycles
Prijevoz i skladištenje	21	15	8	1	12	-	Transportation and storage
Djelatnosti pružanja smještaja te pripreme i usluživanja hrane	5	2	1	-	3	1	Accommodation and food service activities
Informacije i komunikacije	40	23	16	1	23	-	Information and communication
Financijske djelatnosti i djelatnosti osiguranja	113	74	72	-	41	-	Financial and insurance activities
Poslovanje nekretninama	4	3	3	-	1	-	Real estate activities
Stručne, znanstvene i tehničke djelatnosti	200	112	72	-	125	3	Professional, scientific and technical activities
Administrativne i pomoćne uslužne djelatnosti	10	5	2	1	7	-	Administrative and support service activities
Javna uprava i obrana; obvezno socijalno osiguranje	360	238	75	10	271	4	Public administration and defence; compulsory social security
Obrazovanje	217	176	37	5	173	2	Education
Djelatnosti zdravstvene zaštite i socijalne skrbi	942	665	662	41	235	4	Human health and social work activities
Umjetnost, zabava i rekreacija	17	9	2	-	14	1	Arts, entertainment and recreation
Ostale uslužne djelatnosti	38	25	12	2	23	1	Other service activities
Djelatnosti izvanteritorijalnih organizacija i tijela	5	2	2	-	3	-	Activities of extraterritorial organisations and bodies
Nezaposleni	36	27	-	-	34	2	Unemployed

**G-7. STUDENTI UPISANI NA SVEUČILIŠNI SPECIJALISTIČKI STUDIJ PREMA NAČINU PLAĆANJA STUDIJA U AK. G. 2022./2023.**  
**STUDENTS ENROLLED ON UNIVERSITY SPECIALIST STUDIES, BY WAY OF PAYING FOR STUDY, 2022/2023 ACADEMIC YEAR**



**1.7. STUDENTI UPISANI NA SVEUČILIŠNI SPECIJALISTIČKI STUDIJ PREMA ŽUPANIJI, GRADU/OPĆINI  
STALNOG PREBIVALIŠTA I SPOLU U AK. G. 2022./2023.**

STUDENTS ENROLLED ON UNIVERSITY SPECIALIST STUDIES, BY COUNTY, TOWN/MUNICIPALITY  
OF USUAL RESIDENCE AND SEX, 2022/2023 ACADEMIC YEAR

(nastavak)  
(continued)

	Ukupno Total				Ukupno Total		
	svega All	muškarci Men	žene Women		svega All	muškarci Men	žene Women
Ukupno Total	2 199	710	1 489	Đurmanec	3	-	3
Republika Hrvatska Republic of Croatia	2 138	682	1 456	Gornja Stubica	1	-	1
Zagrebačka županija County of Zagreb	136	40	96	Hum na Sutli	3	-	3
Gradovi/ Towns	115	31	84	Krapinske Toplice	5	-	5
Dugo Selo	7	1	6	Lobor	1	1	-
Ivanić-Grad	4	-	4	Marija Bistrica	2	-	2
Jastrebarsko	16	4	12	Petrovsko	2	-	2
Samobor	27	4	23	Radoboj	1	-	1
Sveti Ivan Zelina	2	1	1	Stubičke Toplice	1	-	1
Sveta Nedelja	10	4	6	Sveti križ Začretje	1	-	1
Velika Gorica	26	8	18	Tuhelj	1	-	1
Vrbovec	3	1	2	Veliko Trgovišće	4	1	3
Zaprešić	20	8	12	Zlatar-Bistrica	1	-	1
Općine/ Municipalities	21	9	12	Sisačko-moslavačka županija County of Sisak-Moslavina	62	16	46
Bistra	1	-	1	Gradovi/ Towns	55	15	40
Brckovljani	2	-	2	Glina	2	-	2
Brdovec	4	2	2	Kutina	11	3	8
Dubrava	1	-	1	Novska	2	-	2
Farkaševac	1	1	-	Petrinja	12	5	7
Gradec	2	1	1	Popovača	2	-	2
Jakovlje	1	-	1	Sisak	26	7	19
Klinča Sela	2	1	1	Općine/ Municipalities	7	1	6
Kloštar Ivanić	2	1	1	Donji Kukuruzari	1	-	1
Križ	2	1	1	Hrvatska Dubica	1	-	1
Pisarovina	1	1	-	Jasenovac	1	-	1
Stupnik	2	1	1	Lekenik	2	-	2
Krapinsko-zagorska županija County of Krapina-Zagorje	47	6	41	Lipovljani	1	1	-
Gradovi/ Towns	19	4	15	Sunja	1	-	1
Donja Stubica	1	-	1	Karlovačka županija County of Karlovac	33	15	18
Klanjac	1	-	1	Gradovi/ Towns	30	14	16
Krapina	10	2	8	Duga Resa	3	1	2
Oroslavje	1	-	1	Karlovac	21	12	9
Pregrada	2	-	2	Ogulin	2	-	2
Zabok	3	1	2	Slunj	4	1	3
Zlatar	1	1	-	Općine/ Municipalities	3	1	2
Općine/ Municipalities	28	2	26	Generalski Stol	1	-	1
Bedekovčina	1	-	1	Rakovica	2	1	1
Budinščina	1	-	1				

**1.7. STUDENTI UPISANI NA SVEUČILIŠNI SPECIJALISTIČKI STUDIJ PREMA ŽUPANIJI, GRADU/OPĆINI STALNOG PREBIVALIŠTA I SPOLU U AK. G. 2022./2023.**

*STUDENTS ENROLLED ON UNIVERSITY SPECIALIST STUDIES, BY COUNTY, TOWN/MUNICIPALITY OF USUAL RESIDENCE AND SEX, 2022/2023 ACADEMIC YEAR*

(nastavak)  
(continued)

	Ukupno Total		
	svega All	muškarci Men	žene Women
Varaždinska županija County of Varaždin	42	7	35
Gradovi/ Towns	28	5	23
Ivanec	3	1	2
Ludbreg	2	-	2
Novi Marof	3	-	3
Varaždin	20	4	16
Općine/ Municipalities	14	2	12
Bednja	2	-	2
Beretinec	1	-	1
Breznica	1	-	1
Cestica	1	-	1
Donja Voća	1	-	1
Martijanec	1	-	1
Gornji Knežinec	2	-	2
Jalžabet	1	1	-
Mali Bukovec	1	-	1
Sračinec	2	-	2
Veliki Bukovec	1	1	-
Koprivničko-križevačka županija County of Koprivnica-Križevci	50	17	33
Gradovi/ Towns	41	14	27
Đurđevac	3	2	1
Koprivnica	29	7	22
Križevci	9	5	4
Općine/ Municipalities	9	3	6
Kloštar Podravski	1	-	1
Koprivnički Bregi	1	-	1
Rasinja	1	1	-
Sveti Petar Orehovec	1	-	1
Virje	3	-	3
Kalinovac	1	1	-
Kalnik	1	1	-
Bjelovarsko-bilogorska županija County of Bjelovar-Bilogora	28	12	16
Gradovi/ Towns	23	10	13
Bjelovar	11	7	4
Čazma	2	1	1
Daruvar	4	-	4
Garešnica	4	1	3
Grubišno Polje	2	1	1

(nastavak)  
(continued)

	Ukupno Total		
	svega All	muškarci Men	žene Women
Općine/ Municipalities	5	2	3
Rovišće	1	-	1
Sirač	1	1	-
Štefanje	1	-	1
Veliko Trojstvo	1	-	1
Velika Trnovitica	1	1	-
Primorsko-goranska županija County of Primorje-Gorski kotar	127	41	86
Gradovi/ Towns	97	34	63
Bakar	1	1	-
Crikvenica	2	2	-
Delnice	1	-	1
Kastav	10	3	7
Kraljevica	2	-	2
Krk	1	-	1
Mali Lošinj	1	1	-
Novi Vinodolski	1	-	1
Opatija	4	1	3
Rab	3	1	2
Rijeka	71	25	46
Općine/ Municipalities	30	7	23
Čavle	3	1	2
Dobrinj	1	1	-
Jelenje	1	-	1
Kostrena	3	1	2
Lovran	3	-	3
Malinska-Dubošnica	1	-	1
Matulji	4	1	3
Mošćenička Draga	1	-	1
Omišalj	3	1	2
Punat	1	1	-
Viškovo	8	1	7
Vrbnik	1	-	1
Ličko-senjska županija County of Lika-Senj	15	6	9
Gradovi/ Towns	14	5	9
Gospić	7	2	5
Novalja	2	-	2
Otočac	2	1	1
Senj	3	2	1
Općine/ Municipalities	1	1	-
Lovinac	1	1	-



**1.7. STUDENTI UPISANI NA SVEUČILIŠNI SPECIJALISTIČKI STUDIJ PREMA ŽUPANIJI, GRADU/OPĆINI  
STALNOG PREBIVALIŠTA I SPOLU U AK. G. 2022./2023.**  
STUDENTS ENROLLED ON UNIVERSITY SPECIALIST STUDIES, BY COUNTY, TOWN/MUNICIPALITY  
OF USUAL RESIDENCE AND SEX, 2022/2023 ACADEMIC YEAR

(nastavak)  
(continued)

(nastavak)  
(continued)

	Ukupno Total				Ukupno Total		
	svega All	muškarci Men	žene Women		svega All	muškarci Men	žene Women
Virovitičko-podravaska županija County of Virovitica-Podravina	27	13	14	Zadarska županija County of Zadar	70	20	50
Gradovi/ Towns	21	9	12	Gradovi/ Towns	60	15	45
Slatina	6	3	3	Benkovac	3	1	2
Virovitica	15	6	9	Biograd na Moru	4	2	2
Općine/ Municipalities	6	4	2	Nin	2	1	1
Čađavica	1	1	-	Obrovac	2	-	2
Lukač	2	-	2	Zadar	49	11	38
Mikleuš	1	1	-	Općine/ Municipalities	10	5	5
Pitomača	2	2	-	Kukljica	1	-	1
Požeško-slavonska županija County of Požega-Slavonia	24	11	13	Preko	2	-	2
Gradovi/ Towns	22	10	12	Ražanac	1	1	-
Kutjevo	1	-	1	Sali	1	1	-
Lipik	1	-	1	Stankovci	1	1	-
Pakrac	6	1	5	Sukošan	1	-	1
Pleternica	2	2	-	Sveti Filip i Jakov	1	-	1
Požega	12	7	5	Vir	2	2	-
Općine/ Municipalities	2	1	1	Osječko-baranjska županija County of Osijek-Baranja	151	51	100
Kaptol	1	-	1	Gradovi/ Towns	138	43	95
Velika	1	1	-	Beli Manastir	2	-	2
Brodsko-posavska županija County of Slavonki Brod-Posavina	38	13	25	Belišće	4	3	1
Gradovi/ Towns	27	8	19	Donji Miholjac	3	-	3
Nova Gradiška	3	1	2	Đakovo	8	4	4
Slavonski Brod	24	7	17	Našice	11	4	7
Općine/ Municipalities	11	5	6	Osijek	107	31	76
Cernik	1	-	1	Valpovo	3	1	2
Garčin	2	2	-	Općine/ Municipalities	13	8	5
Oprisavci	1	-	1	Antunovac	2	-	2
Oriovac	1	-	1	Bilje	2	1	1
Rešetari	1	-	1	Bizovac	1	-	1
Sikirevci	1	1	-	Darda	2	1	1
Slavonski Šamac	1	1	-	Donja Motičina	1	1	-
Staro Petrovo Selo	2	1	1	Petrijevci	1	1	-
Velika Kopanica	1	-	1	Semeljci	2	2	-
				Šodolovci	1	1	-
				Vuka	1	1	-
				Šibensko-kninska županija County of Šibenik-Knin	31	13	18
				Gradovi/ Towns	27	11	16
				Drniš	1	-	1
				Knin	1	-	1
				Šibenik	24	10	14
				Vodice	1	1	-

**1.7. STUDENTI UPISANI NA SVEUČILIŠNI SPECIJALISTIČKI STUDIJ PREMA ŽUPANIJI, GRADU/OPĆINI  
STALNOG PREBIVALIŠTA I SPOLU U AK. G. 2022./2023.**  
*STUDENTS ENROLLED ON UNIVERSITY SPECIALIST STUDIES, BY COUNTY, TOWN/MUNICIPALITY  
OF USUAL RESIDENCE AND SEX, 2022/2023 ACADEMIC YEAR*

(nastavak)  
(continued)

	Ukupno Total		
	svega All	muškarci Men	žene Women
Općine/ Municipalities	4	2	2
Buskupija	1	1	-
Murter-Kornati	1	1	-
Pirovac	1	-	1
Promina	1	-	1
Vukovarsko-srijemska županija County of Vukovar-Srijem	59	20	39
Gradovi/ Towns	48	17	31
Vinkovci	27	8	19
Vukovar	18	8	10
Županja	2	1	1
Otok	1	-	1
Općine/ Municipalities	11	3	8
Ivankovo	5	2	3
Nuštar	1	-	1
Stari Mikanovci	1	-	1
Tompjevci	1	-	1
Tovarnik	2	1	1
Privlaka	1	-	1
Splitsko-dalmatinska županija County of Split-Dalmatia	184	49	135
Gradovi/ Towns	158	44	114
Hvar	1	1	-
Imotski	3	1	2
Kaštela	16	2	14
Komiža	1	1	-
Makarska	1	1	-
Omiš	6	2	4
Sinj	6	1	5
Solin	16	6	10
Split	103	29	74
Stari Grad	1	-	1
Trilj	1	-	1
Trogir	2	-	2
Vrgorac	1	-	1
Općine/ Municipalities	26	5	21
Dugi Rat	5	1	4
Dugopolje	1	1	-
Gradac	1	-	1

(nastavak)  
(continued)

	Ukupno Total		
	svega All	muškarci Men	žene Women
Klis	1	-	1
Lovreć	1	-	1
Milna	1	-	1
Otok	1	-	1
Podbablje	1	-	1
Podstrana	11	2	9
Proložac	1	-	1
Zmijavci	2	1	1
Istarska županija County of Istria	55	19	36
Gradovi/ Towns	40	11	29
Buje — Buie	1	1	-
Buzet	1	-	1
Labin	3	1	2
Novigrad — Cittanova	1	-	1
Pazin	2	1	1
Poreč — Parenzo	3	1	2
Pula — Pola	25	6	19
Rovinj — Rovigno	2	1	1
Vodnjan — Dignano	2	-	2
Općine/ Municipalities	15	8	7
Funtana — Fontane	1	1	-
Karojba	2	2	-
Kaštelir-Labinci — Castelliere- S. Domenica	1	-	1
Ližnjan — Lisignano	1	1	-
Marčana	1	-	1
Medulin	4	2	2
Pićan	1	1	-
Sveti Petar u Šumi	1	-	1
Tar-Vabriga — Torre-Abreg	1	-	1
Vižinada — Visinada	2	1	1
Dubrovačko-neretvanska županija County of Dubrovnik-Neretva	34	10	24
Gradovi/ Towns	26	7	19
Dubrovnik	20	7	13
Korčula	2	-	2
Metković	2	-	2
Ploče	2	-	2
Općine/ Municipalities	8	3	5
Konavle	3	-	3
Vela Luka	2	1	1
Župa dubrovačka	3	2	1

**1.7. STUDENTI UPISANI NA SVEUČILIŠNI SPECIJALISTIČKI STUDIJ PREMA ŽUPANIJI, GRADU/OPĆINI  
STALNOG PREBIVALIŠTA I SPOLU U AK. G. 2022./2023.**  
STUDENTS ENROLLED ON UNIVERSITY SPECIALIST STUDIES, BY COUNTY, TOWN/MUNICIPALITY  
OF USUAL RESIDENCE AND SEX, 2022/2023 ACADEMIC YEAR

(nastavak)  
(continued)

	Ukupno Total		
	svega All	muškarci Men	žene Women
Međimurska županija County of Međimurje	27	9	18
Gradovi/ Towns	18	6	12
Čakovec	15	5	10
Mursko Središće	1	1	-
Prelog	2	-	2
Općine/ Municipalities	9	3	6
Donji Kraljevec	1	-	1
Mala Subotica	1	1	-
Nedelišće	3	2	1
Sveti Martin na Muri	1	-	1
Strahoninec	1	-	1
Sveta Marija	1	-	1
Šenkovec	1	-	1
Grad Zagreb City of Zagreb	898	294	604
Prebivalište izvan Republike Hrvatske Residence out of Republic of Croatia	61	28	33

## 2. STUDENTI UPISANI NA DOKTORSKI STUDIJ U AK. G. 2022./2023.

STUDENTS ENROLLED ON DOCTORAL STUDIES, 2022/2023 ACADEMIC YEAR

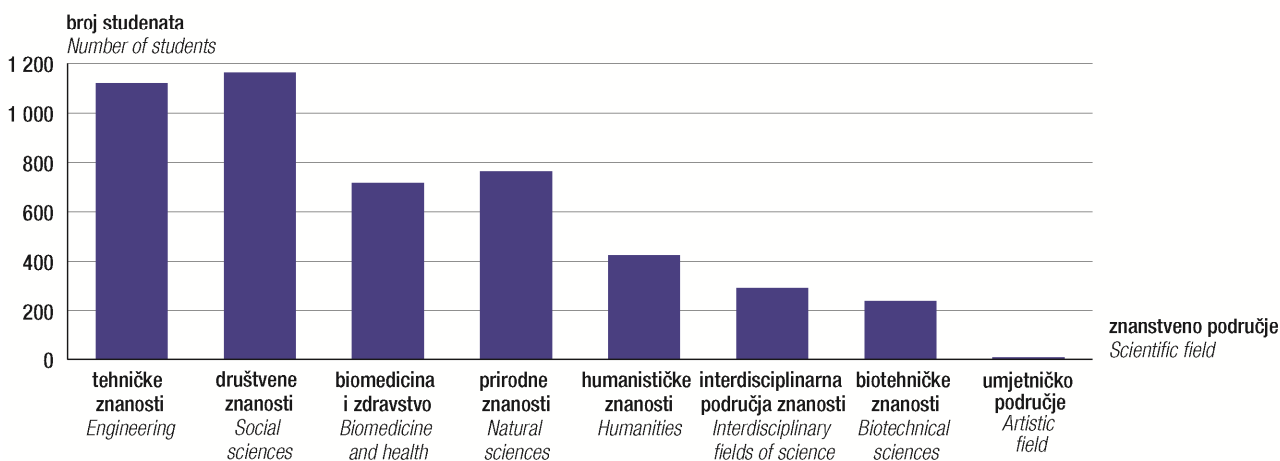
### 2.1. STUDENTI UPISANI NA DOKTORSKI STUDIJ PREMA SVEUČILIŠTU, ZNANSTVENIM I UMJETNIČKIM PODRUČJIMA I SPOLU U AK. G. 2022./2023.

STUDENTS ENROLLED ON DOCTORAL STUDIES, BY UNIVERSITIES, SCIENTIFIC AND ARTISTIC FIELDS AND SEX, 2022/2023 ACADEMIC YEAR

	Ukupno Total		Znanstveno i umjetničko područje studija Scientific and artistic field of study							
	svega All	žene Women	prirodne znanosti Natural sciences	tehničke znanosti Engineering	biomedicina i zdravlje Biomedicine and health	biotehničke znanosti Biotechnical sciences	društvene znanosti Social sciences	humanističke znanosti Humanities	umjetničko područje Artistic fields	interdiscipli- narna područja Interdiscipli- nary fields
Ukupno Total	4 728	2 625	764	1 120	717	239	1 164	424	7	293
Libertas međunarodno sveučilište, Zagreb Libertas International University, Zagreb	11	6	-	-	-	-	11	-	-	-
Sveučilište u Dubrovniku University of Dubrovnik	44	27	-	-	-	-	44	-	-	-
Sveučilište u Osijeku University of Osijek	533	322	49	58	102	88	136	38	-	62
Sveučilište u Rijeci University of Rijeka	471	249	27	114	71	-	176	24	-	59
Sveučilište Sjever, Koprivnica University North, Koprivnica	111	83	-	-	-	-	111	-	-	-
Sveučilište u Slavonskom Brodu University of Slavonski Brod	39	4	-	39	-	-	-	-	-	-
Sveučilište u Splitu University of Split	310	166	28	98	84	10	23	24	-	43
Sveučilište u Zadru University of Zadar	124	82	-	-	-	-	56	52	-	16
Sveučilište u Zagrebu University of Zagreb	2 983	1 624	660	811	460	141	548	243	7	113
Hrvatsko katoličko sveučilište, Zagreb Catholic University of Croatia, Zagreb	102	62	-	-	-	-	59	43	-	-

### G-8. STUDENTI UPISANI NA SVEUČILIŠNI DOKTORSKI STUDIJ PREMA ZNANSTVENIM I UMJETNIČKIM PODRUČJIMA STUDIJA U AK. G. 2022./2023.

STUDENTS ENROLLED ON UNIVERSITY DOCTORAL STUDIES, BY SCIENTIFIC AND ARTISTIC FIELDS OF STUDY, 2022/2023 ACADEMIC YEAR



**2.2. STUDENTI UPISANI NA DOKTORSKI STUDIJ PREMA VISOKOM UČILIŠTU, ZNANSTVENIM I UMJETNIČKIM PODRUČJIMA I SPOLU U AK. G. 2022./2023.**  
**STUDENTS ENROLLED ON DOCTORAL STUDIES, BY INSTITUTION OF HIGHER EDUCATION, SCIENTIFIC AND ARTISTIC FIELDS AND SEX, 2022/2023 ACADEMIC YEAR**

	Ukupno <i>Total</i>		Znanstveno i umjetničko područje studija <i>Scientific and artistic field of study</i>															
			prirodne znanosti <i>Natural sciences</i>		tehničke znanosti <i>Engineering</i>		biomedicina i zdravstvo <i>Biomedicine and health</i>		biotehničke znanosti <i>Biotechnical sciences</i>		društvene znanosti <i>Social sciences</i>		humanističke znanosti <i>Humanities</i>		umjetničko područje <i>Artistic fields</i>		interdisciplinarna područja znanosti <i>Interdisciplinary fields of science</i>	
	svega <i>All</i>	žene <i>Women</i>	svega <i>All</i>	žene <i>Women</i>	svega <i>All</i>	žene <i>Women</i>	svega <i>All</i>	žene <i>Women</i>	svega <i>All</i>	žene <i>Women</i>	svega <i>All</i>	žene <i>Women</i>	svega <i>All</i>	žene <i>Women</i>	svega <i>All</i>	žene <i>Women</i>	svega <i>All</i>	žene <i>Women</i>
Ukupno <i>Total</i>	4 728	2 625	764	468	1 120	369	717	462	239	137	1 164	762	424	227	7	5	293	195
Prirodoslovno-matematički fakultet, Zagreb <i>Faculty of Science, Zagreb</i>	673	409	628	389	-	-	-	-	-	-	-	-	-	-	-	-	45	20
Prirodoslovno-matematički fakultet, Split <i>Faculty of Science, Split</i>	65	44	22	15	-	-	-	-	-	-	-	-	-	-	-	-	43	29
Fakultet za fiziku, Rijeka <i>Faculty of Physics, Rijeka</i>	27	8	27	8	-	-	-	-	-	-	-	-	-	-	-	-	-	-
Arhitektonski fakultet, Zagreb <i>Faculty of Architecture, Zagreb</i>	38	20	-	-	38	20	-	-	-	-	-	-	-	-	-	-	-	-
Građevinski i arhitektonski fakultet, Osijek <i>Faculty of Civil Engineering and Architecture, Osijek</i>	30	13	-	-	30	13	-	-	-	-	-	-	-	-	-	-	-	-
Građevinski fakultet, Rijeka <i>Faculty of Civil Engineering, Rijeka</i>	10	6	-	-	10	6	-	-	-	-	-	-	-	-	-	-	-	-
Građevinski fakultet, Zagreb <i>Faculty of Civil Engineering, Zagreb</i>	48	23	-	-	48	23	-	-	-	-	-	-	-	-	-	-	-	-
Geotehnički fakultet, Varaždin <i>Faculty of Geotechnical Engineering, Varaždin</i>	38	23	-	-	38	23	-	-	-	-	-	-	-	-	-	-	-	-
Fakultet građevinarstva, arhitekture i geodezije, Split <i>Faculty of Civil Engineering, Architecture and Geodesy, Split</i>	17	6	-	-	17	6	-	-	-	-	-	-	-	-	-	-	-	-
Geodetski fakultet, Zagreb <i>Faculty of Geodesy, Zagreb</i>	44	12	-	-	44	12	-	-	-	-	-	-	-	-	-	-	-	-
Grafički fakultet, Zagreb <i>Faculty of Graphic Art, Zagreb</i>	48	21	-	-	48	21	-	-	-	-	-	-	-	-	-	-	-	-
Fakultet strojarstva i brodogradnje, Zagreb <i>Faculty of Mechanical Engineering and Naval Architecture, Zagreb</i>	60	17	-	-	60	17	-	-	-	-	-	-	-	-	-	-	-	-
Tehnički fakultet, Rijeka <i>Faculty of Engineering, Rijeka</i>	76	17	-	-	76	17	-	-	-	-	-	-	-	-	-	-	-	-
Fakultet elektrotehnike, strojarstva i brodogradnje, Split <i>Faculty of Electrical Engineering, Mechanical Engineering and Naval Architecture, Split</i>	50	22	-	-	50	22	-	-	-	-	-	-	-	-	-	-	-	-
Fakultet elektrotehnike, računarstva i informacijskih tehnologija, Osijek <i>Faculty of Electrical Engineering, Computer Science and Information Technology, Osijek</i>	28	5	-	-	28	5	-	-	-	-	-	-	-	-	-	-	-	-
Fakultet elektrotehnike i računarstva, Zagreb <i>Faculty of Electrical Engineering and Computing, Zagreb</i>	369	82	-	-	369	82	-	-	-	-	-	-	-	-	-	-	-	-

**2.2. STUDENTI UPISANI NA DOKTORSKI STUDIJ PREMA VISOKOM UČILIŠTU, ZNANSTVENIM I UMJETNIČKIM PODRUČJIMA I SPOLU U AK. G. 2022./2023.**

STUDENTS ENROLLED ON DOCTORAL STUDIES, BY INSTITUTION OF HIGHER EDUCATION, SCIENTIFIC AND ARTISTIC FIELDS AND SEX, 2022/2023 ACADEMIC YEAR

(nastavak)  
(continued)

	Ukupno Total		Znanstveno i umjetničko područje studija Scientific and artistic field of study															
			prirodne znanosti Natural sciences		tehničke znanosti Engineering		biomedicina i zdravstvo Biomedicine and health		biotehničke znanosti Biotechnical sciences		društvene znanosti Social sciences		humanističke znanosti Humanities		umjetničko područje Artistic fields		interdisciplinarna područja znanosti Interdisciplinary fields of science	
			svega All	žene Women	svega All	žene Women	svega All	žene Women	svega All	žene Women	svega All	žene Women	svega All	žene Women	svega All	žene Women	svega All	žene Women
Rudarsko-geološko-naftni fakultet, Zagreb <i>Faculty of Mining, Geology and Petroleum Engineering, Zagreb</i>	20	7	6	3	14	4	-	-	-	-	-	-	-	-	-	-	-	
Fakultet prometnih znanosti, Zagreb <i>Faculty of Transport and Traffic Engineering, Zagreb</i>	59	15	-	-	59	15	-	-	-	-	-	-	-	-	-	-	-	
Fakultet kemijskog inženjerstva i tehnologije, Zagreb <i>Faculty of Chemical Engineering and Technology, Zagreb</i>	74	53	26	22	48	31	-	-	-	-	-	-	-	-	-	-	-	
Kemijsko-tehnološki fakultet, Split <i>Faculty of Chemistry and Technology, Split</i>	8	6	3	2	5	4	-	-	-	-	-	-	-	-	-	-	-	
Tekstilno-tehnološki fakultet, Zagreb <i>Faculty of Textile Technology, Zagreb</i>	45	36	-	-	45	36	-	-	-	-	-	-	-	-	-	-	-	
Pomorski fakultet, Rijeka <i>Faculty of Maritime Studies, Rijeka</i>	28	5	-	-	28	5	-	-	-	-	-	-	-	-	-	-	-	
Pomorski fakultet, Split <i>Faculty of Maritime Studies, Split</i>	26	3	-	-	26	3	-	-	-	-	-	-	-	-	-	-	-	
Medicinski fakultet, Osijek <i>Faculty of Medicine, Osijek</i>	78	44	-	-	-	-	78	44	-	-	-	-	-	-	-	-	-	
Medicinski fakultet, Rijeka <i>Faculty of Medicine, Rijeka</i>	71	49	-	-	-	-	71	49	-	-	-	-	-	-	-	-	-	
Medicinski fakultet, Split <i>Faculty of Medicine, Split</i>	84	54	-	-	-	-	84	54	-	-	-	-	-	-	-	-	-	
Medicinski fakultet, Zagreb <i>Faculty of Medicine, Zagreb</i>	178	112	-	-	-	-	178	112	-	-	-	-	-	-	-	-	-	
Stomatološki fakultet, Zagreb <i>Faculty of Dental Medicine, Zagreb</i>	142	83	-	-	-	-	142	83	-	-	-	-	-	-	-	-	-	
Farmaceutsko-biokemijski fakultet, Zagreb <i>Faculty of Pharmacy and Biochemistry, Zagreb</i>	106	80	-	-	-	-	106	80	-	-	-	-	-	-	-	-	-	
Veterinarski fakultet, Zagreb <i>Faculty of Veterinary Medicine, Zagreb</i>	34	26	-	-	-	-	34	26	-	-	-	-	-	-	-	-	-	
Prehrambeno-tehnološki fakultet, Osijek <i>Faculty of Food and Technology, Osijek</i>	53	41	-	-	-	-	-	-	53	41	-	-	-	-	-	-	-	
Prehrambeno-biotehnološki fakultet, Zagreb <i>Faculty of Food Technology and Biotechnology, Zagreb</i>	17	14	-	-	-	-	-	-	17	14	-	-	-	-	-	-	-	
Fakultet agrobiotehničkih znanosti, Osijek <i>Faculty of Agrobiotechnical Sciences, Osijek</i>	34	12	-	-	-	-	-	-	34	12	-	-	-	-	-	-	-	
Agronomski fakultet, Zagreb <i>Faculty of Agriculture, Zagreb</i>	74	44	-	-	-	-	-	-	74	44	-	-	-	-	-	-	-	

**2.2. STUDENTI UPISANI NA DOKTORSKI STUDIJ PREMA VISOKOM UČILIŠTU, ZNANSTVENIM I UMJETNIČKIM PODRUČJIMA I SPOLU U AK. G. 2022./2023.**

STUDENTS ENROLLED ON DOCTORAL STUDIES, BY INSTITUTION OF HIGHER EDUCATION, SCIENTIFIC AND ARTISTIC FIELDS AND SEX, 2022/2023 ACADEMIC YEAR

(nastavak)  
(continued)

	Ukupno Total		Znanstveno i umjetničko područje studija Scientific and artistic field of study															
			prirodne znanosti Natural sciences		tehničke znanosti Engineering		biomedicina i zdravstvo Biomedicine and health		biotehničke znanosti Biotechnical sciences		društvene znanosti Social sciences		humanističke znanosti Humanities		umjetničko područje Artistic fields		interdisciplinarna područja znanosti Interdisciplinary fields of science	
	svega All	žene Women	svega All	žene Women	svega All	žene Women	svega All	žene Women	svega All	žene Women	svega All	žene Women	svega All	žene Women	svega All	žene Women	svega All	žene Women
Sveučilišni Odjel za studija mora, Split University Department for Maritime Studies, Split	13	6	3	1	-	-	-	-	10	5	-	-	-	-	-	-	-	-
Fakultet šumarstva i drvne tehnologije, Zagreb Faculty of Forestry and Wood Technology, Zagreb	50	21	-	-	-	-	-	-	50	21	-	-	-	-	-	-	-	-
Odjel za biotehnologiju Sveučilišta u Rijeci Department of Biotechnology of University of Rijeka	59	41	-	-	-	-	-	-	-	-	-	-	-	-	-	-	59	41
Ekonomski fakultet, Osijek Faculty of Economics, Osijek	101	58	-	-	-	-	-	-	-	-	101	58	-	-	-	-	-	-
Ekonomski fakultet, Rijeka Faculty of Economics and Business, Rijeka	28	17	-	-	-	-	-	-	-	-	28	17	-	-	-	-	-	-
Ekonomski fakultet, Split Faculty of Economics, Split	7	3	-	-	-	-	-	-	-	-	7	3	-	-	-	-	-	-
Ekonomski fakultet, Zagreb Faculty of Economics and Business, Zagreb	56	39	-	-	-	-	-	-	-	-	56	39	-	-	-	-	-	-
Fakultet za menadžment u turizmu i ugostiteljstvu, Opatija Faculty of Tourism and Hospitality Management, Opatija	74	46	-	-	-	-	-	-	-	-	74	46	-	-	-	-	-	-
Fakultet organizacije i informatike, Varaždin Faculty of Organisation and Informatics, Varaždin	2	1	-	-	-	-	-	-	-	-	2	1	-	-	-	-	-	-
Fakultet informatike i digitalnih tehnologija, Rijeka Faculty of Informatics and Digital Technologies, Rijeka	20	6	-	-	-	-	-	-	-	-	20	6	-	-	-	-	-	-
Pravni fakultet, Osijek Faculty of Law, Osijek	3	1	-	-	-	-	-	-	-	-	3	1	-	-	-	-	-	-
Pravni fakultet, Rijeka Faculty of Law, Rijeka	24	15	-	-	-	-	-	-	-	-	24	15	-	-	-	-	-	-
Pravni fakultet, Split Faculty of Law, Split	7	6	-	-	-	-	-	-	-	-	7	6	-	-	-	-	-	-
Pravni fakultet, Zagreb Faculty of Law, Zagreb	242	141	-	-	-	-	-	-	-	-	242	141	-	-	-	-	-	-
Fakultet političkih znanosti, Zagreb Faculty of Political Sciences, Zagreb	57	27	-	-	-	-	-	-	-	-	57	27	-	-	-	-	-	-
Kineziološki fakultet, Split Faculty of Kinesiology, Split	9	3	-	-	-	-	-	-	-	-	9	3	-	-	-	-	-	-
Kineziološki fakultet, Zagreb Faculty of Kinesiology, Zagreb	54	27	-	-	-	-	-	-	-	-	54	27	-	-	-	-	-	-
Fakultet za odgojne i obrazovne znanosti, Osijek Faculty of Educational Sciences, Osijek	62	51	-	-	-	-	-	-	-	-	-	-	-	-	-	-	62	51

**2.2. STUDENTI UPISANI NA DOKTORSKI STUDIJ PREMA VISOKOM UČILIŠTU, ZNANSTVENIM I UMJETNIČKIM PODRUČJIMA I SPOLU U AK. G. 2022./2023.**

STUDENTS ENROLLED ON DOCTORAL STUDIES, BY INSTITUTION OF HIGHER EDUCATION, SCIENTIFIC AND ARTISTIC FIELDS AND SEX, 2022/2023 ACADEMIC YEAR

(nastavak)  
(continued)

	Ukupno Total		Znanstveno i umjetničko područje studija Scientific and artistic field of study																
			prirodne znanosti Natural sciences		tehničke znanosti Engineering		biomedicina i zdravstvo Biomedicine and health		biotehničke znanosti Biotechnical sciences		društvene znanosti Social sciences		humanističke znanosti Humanities		umjetničko područje Artistic fields		interdisciplinarna područja znanosti Interdisciplinary fields of science		
	svega All	žene Women	svega All	žene Women	svega All	žene Women	svega All	žene Women	svega All	žene Women	svega All	žene Women	svega All	žene Women	svega All	žene Women	svega All	žene Women	
Učiteljski fakultet, Zagreb Faculty of Teacher Education, Zagreb	36	32	-	-	-	-	-	-	-	-	-	-	-	-	-	-	-	36	32
Edukacijsko-rehabilitacijski fakultet, Zagreb Faculty of Education and Rehabilitation Sciences, Zagreb	75	70	-	-	-	-	-	-	-	-	75	70	-	-	-	-	-	-	-
Filozofski fakultet, Osijek Faculty of Humanities and Social Sciences, Osijek	70	55	-	-	-	-	-	-	-	-	32	25	38	30	-	-	-	-	-
Filozofski fakultet, Rijeka Faculty of Humanities and Social Sciences, Rijeka	54	39	-	-	-	-	-	-	-	-	30	26	24	13	-	-	-	-	-
Filozofski fakultet, Split Faculty of Humanities and Social Sciences, Split	17	11	-	-	-	-	-	-	-	-	-	-	17	11	-	-	-	-	-
Filozofski fakultet, Zagreb Faculty of Humanities and Social Sciences, Zagreb	224	138	-	-	-	-	-	-	-	-	62	45	162	93	-	-	-	-	-
Fakultet hrvatskih studija, Zagreb Faculty of Croatian Studies, Zagreb	71	30	-	-	-	-	-	-	-	-	-	-	50	19	-	-	21	11	-
Akademija likovnih umjetnosti, Zagreb Academy of Fine Arts, Zagreb	7	5	-	-	-	-	-	-	-	-	-	-	-	-	7	5	-	-	-
Libertas međunarodno sveučilište, Zagreb Libertas International University, Zagreb	11	6	-	-	-	-	-	-	-	-	11	6	-	-	-	-	-	-	-
Sveučilište u Dubrovniku University of Dubrovnik	44	27	-	-	-	-	-	-	-	-	44	27	-	-	-	-	-	-	-
Sveučilište u Osijeku University of Osijek	74	42	49	28	-	-	24	14	1	-	-	-	-	-	-	-	-	-	-
Sveučilište u Slavanskom Brodu University of Slavonski Brod	39	4	-	-	39	4	-	-	-	-	-	-	-	-	-	-	-	-	-
Sveučilište u Zadru University of Zadar	124	82	-	-	-	-	-	-	-	-	56	42	52	35	-	-	16	5	-
Sveučilište u Zagrebu University of Zagreb	11	6	-	-	-	-	-	-	-	-	-	-	-	-	-	-	11	6	-
Sveučilište Sjever, Koprivnica University North, Koprivnica	111	83	-	-	-	-	-	-	-	-	111	83	-	-	-	-	-	-	-
Hrvatsko katoličko sveučilište, Zagreb Catholic University of Croatia, Zagreb	102	62	-	-	-	-	-	-	-	-	59	48	43	14	-	-	-	-	-
Katolički bogoslovni fakultet, Split Catholic Theological Faculty, Split	7	2	-	-	-	-	-	-	-	-	-	-	7	2	-	-	-	-	-
Katolički bogoslovni fakultet, Zagreb Catholic Theological Faculty, Zagreb	19	6	-	-	-	-	-	-	-	-	-	-	19	6	-	-	-	-	-
Fakultet filozofije i religijskih znanosti, Zagreb Faculty of Philosophy and Religious Sciences, Zagreb	12	4	-	-	-	-	-	-	-	-	-	-	12	4	-	-	-	-	-



**2.3. STUDENTI UPISANI NA DOKTORSKI STUDIJ PREMA ZNANSTVENIM I UMJETNIČKIM PODRUČJIMA I POLJIMA STUDIJA, GODINAMA ŽIVOTA TE SPOLU U AK. G. 2022./2023.**

*STUDENTS ENROLLED ON DOCTORAL STUDIES, BY SCIENTIFIC AND ARTISTIC FIELDS OF STUDY, AGE AND SEX, 2022/2023 ACADEMIC YEAR*

	Ukupno Total		Dobne skupine Age groups								
	svega All	žene Women	do 24 godine Up to 24	25 – 29	30 – 34	35 – 39	40 – 44	45 – 49	50 – 54	55 i više 55 and over	
Ukupno	4 728	2 625	126	1 704	1 064	716	467	327	206	118	Total
Prirodne znanosti	764	468	25	394	177	103	26	24	10	5	Natural sciences
Matematika	64	25	11	41	4	5	3	-	-	-	Mathematics
Fizika	145	48	9	80	31	19	2	2	-	2	Physics
Geologija	32	21	-	15	6	8	-	3	-	-	Geological science
Kemija	152	112	2	94	36	13	5	2	-	-	Chemistry
Biologija	231	171	-	103	61	36	10	12	7	2	Biology
Geofizika	27	18	-	10	8	7	1	1	-	-	Geophysics
Interdisciplinarne prirodne znanosti	113	73	3	51	31	15	5	4	3	1	Interdisciplinary natural sciences
Tehničke znanosti	1 120	369	46	480	251	134	81	52	45	31	Engineering
Arhitektura i urbanizam	38	20	1	8	11	6	4	6	1	1	Architecture and town planning
Brodogradnja	7	2	1	4	1	-	1	-	-	-	Naval architecture
Elektrotehnika	284	71	16	127	71	40	13	8	4	5	Electrical engineering
Geodezija	44	12	1	21	10	5	1	3	3	-	Geodesy
Građevinarstvo	105	48	3	39	36	4	7	4	5	7	Civil engineering
Grafička tehnologija	48	21	-	5	9	10	13	2	8	1	Graphic technology
Kemijsko inženjerstvo	53	35	1	36	8	7	-	1	-	-	Chemical engineering
Metalurgija	3	1	-	2	1	-	-	-	-	-	Metallurgy
Računalstvo	189	44	14	109	32	12	5	11	4	2	Computer science
Rudarstvo, nafta i geološko inženjerstvo	14	4	-	5	6	-	1	1	1	-	Mining, petroleum and geological engineering
Strojarstvo	135	29	4	73	23	15	10	-	8	2	Mechanical engineering
Tehnologija prometa i transport	113	23	3	27	27	13	18	10	7	8	Technology of transport and traffic
Tekstilna tehnologija	45	36	2	12	7	16	4	1	1	2	Textile technology
Zrakoplovstvo, raketna i svemirska tehnika	1	-	-	1	-	-	-	-	-	-	Aeronautics, rocket and space technology
Temeljne tehničke znanosti	3	-	-	2	-	-	-	-	-	1	Basic technical sciences
Interdisciplinarne tehničke znanosti	38	23	-	9	9	6	4	5	3	2	Interdisciplinary technical sciences
Biomedicina i zdravstvo	717	462	4	257	195	144	66	30	17	4	Biomedicine and health
Temeljne medicinske znanosti	122	82	1	58	31	18	6	3	4	1	Basic medical sciences
Kliničke medicinske znanosti	277	161	1	87	84	58	31	13	2	1	Clinical medical sciences
Javno zdravstvo i zdravstvena zaštita	28	25	-	8	4	7	2	2	5	-	Public health and health care
Veterinarska medicina	34	26	-	17	10	3	1	3	-	-	Veterinary medicine
Dentalna medicina	150	88	1	57	38	33	15	3	3	-	Dental medicine
Farmacija	106	80	1	30	28	25	11	6	3	2	Pharmacy
Biotehničke znanosti	239	137	6	87	59	36	20	13	9	9	Biotechnical sciences
Poljoprivreda	108	56	4	35	29	16	8	6	5	5	Agronomy
Šumarstvo	30	13	-	13	10	2	2	2	-	1	Forestry
Drvena tehnologija	20	8	1	11	4	2	1	1	-	-	Wood technology
Biotehnologija	6	6	1	2	2	1	-	-	-	-	Biotechnology
Prehrambena tehnologija	44	32	-	18	6	6	7	3	3	1	Food technology
Nutricionizam	20	17	-	5	5	6	2	1	1	-	Nutrition
Interdisciplinarne biotehničke znanosti	11	5	-	3	3	3	-	-	-	2	Interdisciplinary biotechnical sciences
Društvene znanosti	1 164	762	21	258	218	196	189	145	93	44	Social sciences
Ekonomija	321	196	5	63	52	56	59	41	30	15	Economics
Pravo	177	90	8	27	33	23	34	31	15	6	Law
Politologija	57	27	-	17	13	7	11	5	1	3	Political science
Informacijske i komunikacijske znanosti	151	105	1	26	26	29	29	22	12	6	Information and communication sciences

**2.3. STUDENTI UPISANI NA DOKTORSKI STUDIJ PREMA ZNANSTVENIM I UMJETNIČKIM PODRUČJIMA I POLJIMA STUDIJA, GODINAMA ŽIVOTA TE SPOLU U AK. G. 2022./2023.**

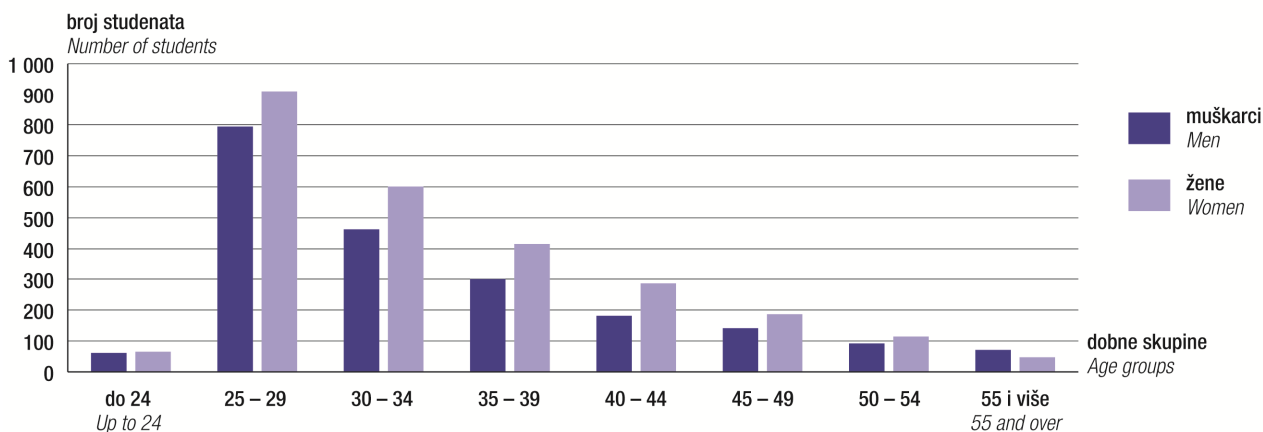
*STUDENTS ENROLLED ON DOCTORAL STUDIES, BY SCIENTIFIC AND ARTISTIC FIELDS OF STUDY, AGE AND SEX, 2022/2023 ACADEMIC YEAR*

(nastavak)  
(continued)

	Ukupno Total		Dobne skupine Age groups								
	svega All	žene Women	do 24 godine Up to 24	25 – 29	30 – 34	35 – 39	40 – 44	45 – 49	50 – 54	55 i više 55 and over	
Sociologija	79	61	1	26	7	8	9	15	9	4	Sociology
Psihologija	58	46	2	22	14	8	7	3	1	1	Psychology
Pedagogija	59	51	2	16	14	11	8	3	3	2	Pedagogy
Edukacijsko-rehabilitacijske znanosti	75	70	1	21	19	19	6	6	2	1	Education and rehabilitation sciences
Kineziologija	63	30	1	31	14	7	4	3	2	1	Kinesiology
Socijalne djelatnosti	71	57	-	4	16	14	11	8	13	5	Social work
Interdisciplinarni društvene znanosti	53	29	-	5	10	14	11	8	5	-	Interdisciplinary social sciences
<b>Humanističke znanosti</b>	<b>424</b>	<b>227</b>	<b>17</b>	<b>143</b>	<b>105</b>	<b>62</b>	<b>40</b>	<b>27</b>	<b>17</b>	<b>13</b>	<b>Humanities</b>
Filozofija	63	26	5	21	17	6	7	4	1	2	Philosophy
Teologija	26	8	1	6	4	8	5	-	-	2	Theology
Filologija	123	86	7	45	29	22	9	8	2	1	Philology
Povijest	96	34	4	28	30	5	7	6	10	6	History
Povijest umjetnosti	18	11	-	5	4	4	1	3	1	-	History of arts
Znanost o umjetnosti	14	11	-	8	2	1	2	-	-	1	Science of arts
Arheologija	33	21	-	11	10	7	4	-	1	-	Archaeology
Etnologija i antropologija	11	8	-	4	3	3	-	-	1	-	Ethnology and anthropology
Religijske znanosti (interdisciplinarno polje)	12	4	-	3	2	3	-	2	1	1	Religious sciences (interdisciplinary field)
Interdisciplinarni humanističke znanosti	28	18	-	12	4	3	5	4	-	-	Interdisciplinary humanities
<b>Umjetničko područje</b>	<b>7</b>	<b>5</b>	<b>-</b>	<b>2</b>	<b>2</b>	<b>2</b>	<b>1</b>	<b>-</b>	<b>-</b>	<b>-</b>	<b>Artistic field</b>
Likovna umjetnost	7	5	-	2	2	2	1	-	-	-	Fine arts
<b>Interdisciplinarna područja znanosti</b>	<b>293</b>	<b>195</b>	<b>7</b>	<b>83</b>	<b>57</b>	<b>39</b>	<b>44</b>	<b>36</b>	<b>15</b>	<b>12</b>	<b>Interdisciplinary fields of science</b>
Kognitivna znanost	11	6	-	1	2	2	3	-	2	1	Cognitive science
Geografija	45	20	3	8	12	7	2	7	1	5	Geography
Kroatologija	21	11	1	12	1	2	2	-	-	3	Croatology
Obrazovne znanosti	141	112	-	30	21	23	28	26	11	2	Educational sciences
Biotehnologija u medicini	59	41	3	28	16	4	7	-	-	1	Biotechnology in biomedicine
Ostala interdisciplinarna polja	16	5	-	4	5	1	2	3	1	-	Other interdisciplinary fields

**G-9. STUDENTI UPISANI NA SVEUČILIŠNI DOKTORSKI STUDIJ PREMA GODINAMA ŽIVOTA I SPOLU U AK. G. 2022./2023.**

*STUDENTS ENROLLED ON UNIVERSITY DOCTORAL STUDIES, BY AGE AND SEX, 2022/2023 ACADEMIC YEAR*



**2.4. STUDENTI UPISANI NA DOKTORSKI STUDIJ PREMA DRŽAVI U KOJOJ SU DIPLOMIRALI, DRŽAVLJANSTVU I SPOLU U AK. G. 2022./2023.**  
**STUDENTS ENROLLED ON DOCTORAL STUDIES, BY COUNTRY OF GRADUATION, CITIZENSHIP AND SEX, 2022/2023 ACADEMIC YEAR**

Država prethodnog obrazovanja	Ukupno <i>Total</i>		Državljanstvo <i>Citizenship</i>				Country of previous education
			hrvatsko <i>Croatian</i>		strano <i>Foreign</i>		
	svega <i>All</i>	žene <i>Women</i>	svega <i>All</i>	žene <i>Women</i>	svega <i>All</i>	žene <i>Women</i>	
Ukupno	4 728	2 625	4 542	2 544	186	81	<i>Total</i>
Hrvatska	4 403	2 461	4 389	2 457	14	4	<i>Croatia</i>
Ostale države	325	164	153	87	172	77	<i>Other countries</i>
Albanija	4	3	-	-	4	3	<i>Albania</i>
Australija	1	1	1	1	-	-	<i>Australia</i>
Austrija	3	2	3	2	-	-	<i>Austria</i>
Belgija	3	3	2	2	1	1	<i>Belgium</i>
Bosna i Hercegovina	130	70	71	38	59	32	<i>Bosnia and Herzegovina</i>
Bugarska	1	-	1	-	-	-	<i>Bulgaria</i>
Crna Gora	4	2	-	-	4	2	<i>Montenegro</i>
Češka	3	3	1	1	2	2	<i>Czech Republic</i>
Čile	1	-	1	-	-	-	<i>Chile</i>
Danska	2	-	2	-	-	-	<i>Denmark</i>
Egipat	1	-	-	-	1	-	<i>Egypt</i>
Francuska	2	1	1	1	1	-	<i>France</i>
Grčka	1	1	-	-	1	1	<i>Greece</i>
Indija	17	4	-	-	17	4	<i>India</i>
Iran, Islamska Republika	7	2	-	-	7	2	<i>Iran, Islamic Republic of</i>
Island	1	-	-	-	1	-	<i>Iceland</i>
Italija	27	15	23	15	4	-	<i>Italy</i>
Južnoafrička Republika	1	-	-	-	1	-	<i>South Africa</i>
Kanada	3	1	2	1	1	-	<i>Canada</i>
Kina	1	-	-	-	1	-	<i>China</i>
Kosovo	30	12	-	-	30	12	<i>Kosovo</i>
Mađarska	4	1	-	-	4	1	<i>Hungary</i>
Meksiko	1	-	-	-	1	-	<i>Mexico</i>
Nigerija	1	-	-	-	1	-	<i>Nigeria</i>
Njemačka	11	6	5	3	6	3	<i>Germany</i>
Pakistan	1	-	-	-	1	-	<i>Pakistan</i>
Rusija	2	1	-	-	2	1	<i>Russian Federation</i>
Sjedinjene Američke Države	9	7	5	4	4	3	<i>United States of America</i>
Sjeverna Makedonija	5	4	2	2	3	2	<i>North Macedonia</i>
Slovenija	15	7	12	5	3	2	<i>Slovenia</i>
Srbija	14	10	5	4	9	6	<i>Serbia</i>
Sudan	1	-	-	-	1	-	<i>Sudan</i>
Španjolska	1	-	1	-	-	-	<i>Spain</i>
Švedska	3	1	3	1	-	-	<i>Sweden</i>
Turska	1	-	-	-	1	-	<i>Turkey</i>
Ujedinjeni Arapski Emirati	1	1	1	1	-	-	<i>United Arab Emirates</i>
Ujedinjena Kraljevina	10	5	9	5	1	-	<i>United Kingdom</i>
Vatikan	1	-	1	-	-	-	<i>Vatican City</i>
Venezuela	1	1	1	1	-	-	<i>Venezuela</i>

**2.5. STUDENTI UPISANI NA DOKTORSKI STUDIJ PREMA SVEUČILIŠTU, DRŽAVI PREBIVALIŠTA I SPOLU**
**U AK. G. 2022./2023.**
**STUDENTS ENROLLED ON DOCTORAL STUDIES, BY UNIVERSITY, COUNTRY OF USUAL RESIDENCE AND SEX,  
2022/2023 ACADEMIC YEAR**

Država prebivališta Country of usual residence	Ukupno Total		Sveučilište University																			
			Dubrovnik		Osijek		Rijeka		Sjever North		Slavonski Brod		Split		Zadar		Zagreb		Libertas		Hrvatsko katoličko sveučilište Catholic University of Croatia	
			svega All	žene Wo- men	svega All	žene Wo- men	svega All	žene Wo- men	svega All	žene Wo- men	svega All	žene Wo- men	svega All	žene Wo- men	svega All	žene Wo- men	svega All	žene Wo- men	svega All	žene Wo- men	svega All	žene Wo- men
Ukupno Total	4 728	2 625	44	27	533	322	471	249	111	83	39	4	310	166	124	82	2 983	1 624	11	6	102	62
Hrvatska Croatia	4 478	2 509	36	22	498	305	455	242	111	83	36	4	284	155	121	81	2 828	1 549	11	6	98	62
Ostale države Other countries	250	116	8	5	35	17	16	7	-	-	3	-	26	11	3	1	155	75	-	-	4	-
Albanija Albania	2	2	-	-	-	-	2	2	-	-	-	-	-	-	-	-	-	-	-	-	-	-
Austrija Austria	1	-	-	-	-	-	-	-	-	-	-	-	-	-	-	-	1	-	-	-	-	-
Bangladeš Bangladesh	1	-	-	-	-	-	-	-	-	-	-	-	-	-	-	-	1	-	-	-	-	-
Belgija Belgium	1	-	-	-	1	-	-	-	-	-	-	-	-	-	-	-	-	-	-	-	-	-
Bocvana Botswana	1	-	-	-	-	-	-	-	-	-	-	-	-	-	-	-	1	-	-	-	-	-
Bosna i Hercegovina Bosnia and Herzegovina	124	69	1	-	19	11	6	3	-	-	-	-	21	10	2	1	73	44	-	-	2	-
Brazil	1	-	-	-	-	-	-	-	-	-	-	-	-	-	-	-	1	-	-	-	-	-
Bugarska Bulgaria	1	-	-	-	-	-	-	-	-	-	-	-	-	-	-	-	1	-	-	-	-	-
Crna Gora Montenegro	6	4	1	1	-	-	-	-	-	-	-	-	-	-	-	-	5	3	-	-	-	-
Čile Chile	1	-	-	-	-	-	1	-	-	-	-	-	-	-	-	-	-	-	-	-	-	-
Grčka Greece	1	1	-	-	-	-	-	-	-	-	-	-	-	-	-	-	1	1	-	-	-	-
Indija India	14	3	-	-	1	-	-	-	-	-	-	-	1	-	-	-	12	3	-	-	-	-
Iran Iran	5	2	-	-	-	-	-	-	-	-	-	-	-	-	-	-	5	2	-	-	-	-
Island Iceland	1	-	-	-	-	-	-	-	-	-	-	-	1	-	-	-	-	-	-	-	-	-
Italija Italy	3	1	-	-	-	-	-	-	-	-	-	-	1	1	-	-	2	-	-	-	-	-
Južnoafrička Republika South Africa	1	-	-	-	-	-	-	-	-	-	-	-	-	-	-	-	1	-	-	-	-	-
Kanada Canada	1	-	-	-	1	-	-	-	-	-	-	-	-	-	-	-	-	-	-	-	-	-
Kosovo Kosovo	34	13	1	1	6	1	-	-	-	-	-	-	-	-	1	-	26	11	-	-	-	-
Luksemburg Luxembourg	3	2	-	-	-	-	-	-	-	-	-	-	-	-	-	-	3	2	-	-	-	-
Mađarska Hungary	4	1	-	-	1	1	-	-	-	-	2	-	-	-	-	-	1	-	-	-	-	-

**2.5. STUDENTI UPISANI NA DOKTORSKI STUDIJ PREMA SVEUČILIŠTU, DRŽAVI PREBIVALIŠTA I SPOLU**
**U AK. G. 2022./2023.**
**STUDENTS ENROLLED ON DOCTORAL STUDIES, BY UNIVERSITY, COUNTRY OF USUAL RESIDENCE AND SEX,  
2022/2023 ACADEMIC YEAR**

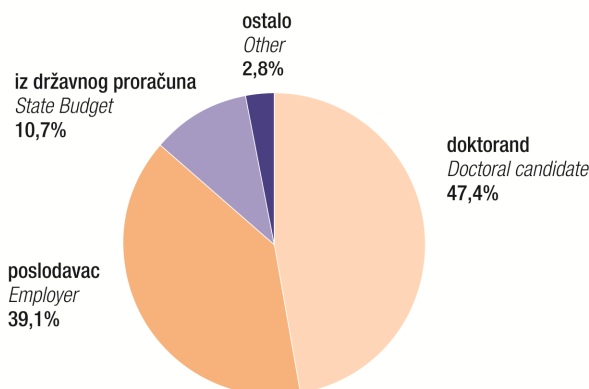
 (nastavak)  
 (continued)

Država prebivališta Country of usual residence	Ukupno Total		Sveučilište University																					
			Dubrovnik		Osijek		Rijeka		Sjever North		Slavonski Brod		Split		Zadar		Zagreb		Libertas		Hrvatsko katoličko sveučilište Catholic University of Croatia			
	svega All	žene Wo- men	svega All	žene Wo- men	svega All	žene Wo- men	svega All	žene Wo- men	svega All	žene Wo- men	svega All	žene Wo- men	svega All	žene Wo- men	svega All	žene Wo- men	svega All	žene Wo- men	svega All	žene Wo- men	svega All	žene Wo- men		
Meksiko Mexico	1	-	-	-	-	-	-	-	-	-	-	-	-	-	-	-	-	-	-	-	-	-	-	
Norveška Norway	1	-	-	-	-	-	-	-	-	-	-	-	-	-	-	-	-	-	-	-	-	-	-	
Njemačka Germany	9	3	1	-	4	3	1	-	-	-	-	1	-	-	-	-	-	-	-	2	-	-	-	-
Rusija Russian Federation	1	-	-	-	-	-	-	-	-	-	-	-	-	-	-	-	-	-	-	-	1	-	-	-
Sjeverna Makedonija North Macedonia	2	2	-	-	-	-	1	1	-	-	-	-	-	-	-	-	-	-	-	-	1	1	-	-
Sjedinjene Američke Države United States of America	5	3	2	2	1	-	-	-	-	-	-	-	-	-	-	-	-	-	-	-	1	1	-	-
Slovenija Slovenia	7	2	-	-	-	-	2	-	-	-	-	-	-	-	-	-	-	-	-	-	4	2	-	-
Srbija Serbia	6	5	-	-	-	-	1	1	-	-	-	-	-	-	-	-	-	-	-	-	5	4	-	-
Sudan Sudan	1	-	-	-	-	-	-	-	-	-	-	-	-	-	-	-	-	-	-	-	1	-	-	-
Španjolska Spain	1	-	-	-	-	-	1	-	-	-	-	-	-	-	-	-	-	-	-	-	-	-	-	-
Švedska Sweden	1	-	-	-	-	-	-	-	-	-	-	-	-	1	-	-	-	-	-	-	-	-	-	-
Švicarska Switzerland	3	2	1	1	1	1	-	-	-	-	-	-	-	1	-	-	-	-	-	-	-	-	-	-
Ujedinjeni Arapski Emirati United Arab Emirates	5	1	1	-	-	-	1	-	-	-	-	-	-	-	-	-	-	-	-	-	3	1	-	-
Ujedinjena Kraljevina United Kingdom	1	-	-	-	-	-	-	-	-	-	-	-	-	-	-	-	-	-	-	-	1	-	-	-

**2.6. STUDENTI UPISANI NA DOKTORSKI STUDIJ PREMA DJELATNOSTI U KOJOJ OBAVLJAJU ZANIMANJE, NAČINU PLAĆANJA STUDIJA I SPOLU U AK. G. 2022./2023.**  
**STUDENTS ENROLLED ON DOCTORAL STUDIES, BY ACTIVITY, BY WAY OF PAYING FOR STUDY AND SEX, 2022/2023 ACADEMIC YEAR**

	Ukupno Total		Način plaćanja doktorskog studija Way of paying for doctoral study				
	svega All	žene Women	poslodavac Employer	iz državnog proračuna State Budget funds	doktorand Doctoral candidate	ostalo Other	
Ukupno	4 728	2 625	1 851	504	2 242	131	Total
Zaposleni	4 554	2 533	1 851	498	2 087	118	Employees
Poljoprivreda, šumarstvo i ribarstvo	33	12	10	2	19	2	Agriculture, forestry and fishing
Rudarstvo i vađenje	3	-	1	-	2	-	Mining and quarrying
Prerađivačka industrija	119	58	41	4	71	3	Manufacturing
Opskrba električnom energijom, plinom, parom i klimatizacija	40	10	11	-	28	1	Electricity, gas, steam and air conditioning supply
Opskrba vodom; uklanjanje otpadnih voda, gospodarenje otpadom te djelatnosti sanacije okoliša	16	6	6	-	8	2	Water supply; sewerage, waste management and remediation activities
Građevinarstvo	32	13	13	-	18	1	Construction
Trgovina na veliko i na malo; popravak motornih vozila i motocikla	57	33	12	-	43	2	Wholesale and retail trade; repair of motor vehicles and motorcycles
Prijevoz i skladištenje	23	7	5	-	17	1	Transportation and storage
Djelatnosti pružanja smještaja te pripreme i usluživanja hrane	18	9	6	-	12	-	Accommodation and food service activities
Informacije i komunikacije	163	60	52	5	100	6	Information and communication
Financijske djelatnosti i djelatnosti osiguranja	38	17	13	-	25	-	Financial and insurance activities
Poslovanje nekretninama	9	4	1	-	8	-	Real estate activities
Stručne, znanstvene i tehničke djelatnosti	713	413	358	153	182	20	Professional, scientific and technical activities
Administrativne i pomoćne uslužne djelatnosti	22	15	3	2	15	2	Administrative and support service activities
Javna uprava i obrana; obvezno socijalno osiguranje	361	197	98	1	260	2	Public administration and defence; compulsory social security
Obrazovanje	1 935	1 061	1 045	317	521	52	Education
Djelatnosti zdravstvene zaštite i socijalne skrbi	778	514	140	12	613	13	Human health and social work activities
Umjetnost, zabava i rekreacija	82	51	14	1	61	6	Arts, entertainment and recreation
Ostale uslužne djelatnosti	94	41	22	-	68	4	Other service activities
Djelatnosti izvanteritorijalnih organizacija i tijela	18	12	-	1	16	1	Activities of extraterritorial organisations and bodies
Nezaposleni	174	92	-	6	155	13	Unemployed

**G-10. STUDENTI UPISANI NA SVEUČILIŠNI DOKTORSKI STUDIJ PREMA NAČINU PLAĆANJA STUDIJA U AK. G. 2022./2023.**  
**STUDENTS ENROLLED ON UNIVERSITY DOCTORAL STUDIES, BY WAY OF PAYING FOR STUDY, 2022/2023 ACADEMIC YEAR**



**2.7. STUDENTI UPISANI NA DOKTORSKI STUDIJ PREMA ŽUPANIJI, GRADU/OPĆINI STALNOG PREBIVALIŠTA I SPOLU U AK. G. 2022./2023.**  
**STUDENTS ENROLLED ON DOCTORAL STUDIES, BY COUNTY, TOWN/MUNICIPALITY OF USUAL RESIDENCE AND SEX, 2022/2023 ACADEMIC YEAR**

(nastavak)  
(continued)

	Ukupno Total				Ukupno Total		
	svoga All	muškarci Men	žene Women		svoga All	muškarci Men	žene Women
Ukupno Total	4 728	2 103	2 625	Konjšćina	2	2	-
Republika Hrvatska Republic of Croatia	4 478	1 969	2 509	Krapinske Toplice	5	1	4
Zagrebačka županija County of Zagreb	258	107	151	Kumrovec	1	1	-
Gradovi/ Towns	217	90	127	Lobor	2	2	-
Dugo Selo	16	8	8	Mače	3	1	2
Ivanić-Grad	12	6	6	Marija Bistrica	6	3	3
Jastrebarsko	16	7	9	Mihovljan	2	-	2
Samobor	53	21	32	Petrovsko	2	1	1
Sveta Nedelja	17	7	10	Radoboj	2	1	1
Sveti Ivan Zelina	6	3	3	Stubičke Toplice	1	-	1
Velika Gorica	49	18	31	Sveti Križ Začretje	3	1	2
Vrbovec	10	3	7	Tuhelj	1	1	-
Zaprešić	38	17	21	Veliko Trgovišće	4	2	2
Općine/ Municipalities	41	17	24	Zlatar Bistrica	3	2	1
Brckovljani	2	1	1	Sisačko-moslavačka županija County of Sisak-Moslavina	65	28	37
Brdovec	6	2	4	Gradovi/ Towns	61	26	35
Dubrava	2	1	1	Glina	2	1	1
Gradec	2	-	2	Hrvatska Kostajnica	1	1	-
Jakovlje	2	1	1	Kutina	12	3	9
Klinča Sela	3	2	1	Novska	6	2	4
Kloštar Ivanić	2	2	-	Petrinja	15	6	9
Križ	2	1	1	Popovača	3	2	1
Luka	1	-	1	Sisak	22	11	11
Marija Gorica	1	-	1	Općine/ Municipalities	4	2	2
Orle	2	2	-	Dvor	1	-	1
Pokupsko	1	-	1	Lekenik	2	1	1
Preseka	1	-	1	Martinska Ves	1	1	-
Pušća	3	-	3	Karlovačka županija County of Karlovac	81	42	39
Rakovec	3	1	2	Gradovi/ Towns	66	34	32
Rugvica	4	2	2	Duga Resa	5	2	3
Stupnik	3	2	1	Karlovac	46	23	23
Žumberak	1	-	1	Ogulin	8	5	3
Krapinsko-zagorska županija County of Krapina-Zagorje	74	36	38	Ozalj	4	2	2
Gradovi/ Towns	32	15	17	Slunj	3	2	1
Donja Stubica	3	2	1	Općine/ Municipalities	15	8	7
Klanjec	1	1	-	Barilović	3	-	3
Krapina	3	-	3	Draganić	2	2	-
Oroslavje	4	1	3	Generalski Stol	1	1	-
Pregrada	5	3	2	Josipdol	2	1	1
Zabok	8	6	2	Kamanje	1	1	-
Zlatar	8	2	6	Krnjak	1	-	1
Općine/ Municipalities	42	21	21	Plaški	1	1	-
Bedekovčina	2	1	1	Vojnić	1	-	1
Hum na Sutli	3	2	1	Žakanje	3	2	1

**2.7. STUDENTI UPISANI NA DOKTORSKI STUDIJ PREMA ŽUPANIJI, GRADU/OPĆINI STALNOG PREBIVALIŠTA I SPOLU U AK. G. 2022./2023.**  
**STUDENTS ENROLLED ON DOCTORAL STUDIES, BY COUNTY, TOWN/MUNICIPALITY OF USUAL RESIDENCE AND SEX, 2022/2023 ACADEMIC YEAR**

(nastavak)  
(continued)

	Ukupno Total		
	svega All	muškarci Men	žene Women
Varaždinska županija County of Varaždin	129	56	73
Gradovi/ Towns	101	42	59
Ivanec	9	3	6
Lepoglava	2	-	2
Ludbreg	9	6	3
Novi Marof	8	3	5
Varaždin	69	28	41
Varaždinske Toplice	4	2	2
Općine/ Municipalities	28	14	14
Beretinec	1	-	1
Cestica	1	1	-
Donja Voća	1	-	1
Gornji Kneginec	2	-	2
Jalžabet	3	2	1
Klenovnik	1	-	1
Mali Bukovec	1	1	-
Martijanec	2	1	1
Maruševec	2	1	1
Petrijanec	2	2	-
Sračinec	3	2	1
Sveti Đurđ	2	1	1
Sveti Ilija	1	-	1
Trnovec Bartolovečki	1	1	-
Veliki Bukovec	1	-	1
Vidovec	4	2	2
Koprivničko-križevačka županija County of Koprivnica-Križevci	60	25	35
Gradovi/ Towns	49	21	28
Đurđevac	7	2	5
Koprivnica	28	11	17
Križevci	14	8	6
Općine/ Municipalities	11	4	7
Drnje	1	1	-
Kalnik	2	1	1
Kloštar Podravski	1	-	1
Koprivnički Ivanec	1	-	1
Novigrad Podravski	1	-	1
Peteranec	1	1	-
Sveti Ivan Žabno	1	-	1
Sveti Petar Orehovec	2	-	2
Virje	1	1	-
Bjelovarsko-bilogorska županija County of Bjelovar-Bilogora	41	18	23
Gradovi/ Towns	34	15	19
Bjelovar	27	12	15
Čazma	3	2	1

(nastavak)  
(continued)

	Ukupno Total		
	svega All	muškarci Men	žene Women
Daruvar	1	-	1
Garešnica	2	1	1
Grubišno Polje	1	-	1
Općine/ Municipalities	7	3	4
Berek	1	-	1
Hercegovac	2	2	-
Nova Rača	1	-	1
Rovišće	1	1	-
Veliki Grđevac	1	-	1
Veliko Trojstvo	1	-	1
Primorsko-goranska županija County of Primorje-Gorski kotar	341	159	182
Gradovi/ Towns	262	115	147
Bakar	4	1	3
Cres	2	1	1
Crikvenica	4	3	1
Čabar	2	2	-
Delnice	2	1	1
Kastav	17	6	11
Kraljevica	1	-	1
Krk	3	-	3
Mali Lošinj	4	2	2
Novi Vinodolski	5	1	4
Opatija	15	9	6
Rab	6	1	5
Rijeka	192	86	106
Vrbovsko	5	2	3
Općine/ Municipalities	79	44	35
Baška	3	2	1
Čavle	7	4	3
Dobrinj	2	2	-
Fužine	1	1	-
Jelenje	1	-	1
Klana	2	-	2
Kostrena	12	6	6
Lokve	2	2	-
Lopar	2	2	-
Lovran	3	2	1
Malinska-Dubašnica	1	1	-
Matulji	15	6	9
Mošćenička Draga	1	-	1
Omišalj	5	3	2
Punat	4	2	2
Ravna Gora	1	1	-
Vinodolska općina	1	1	-
Viškovo	16	9	7



**2.7. STUDENTI UPISANI NA DOKTORSKI STUDIJ PREMA ŽUPANIJI, GRADU/OPĆINI STALNOG PREBIVALIŠTA I SPOLU U AK. G. 2022./2023.**

*STUDENTS ENROLLED ON DOCTORAL STUDIES, BY COUNTY, TOWN/MUNICIPALITY OF USUAL RESIDENCE AND SEX, 2022/2023 ACADEMIC YEAR*

(nastavak)  
(continued)

	Ukupno Total		
	svoga All	muškarci Men	žene Women
Ličko-senjska županija <i>County of Lika-Senj</i>	18	4	14
<i>Gradovi/ Towns</i>	12	3	9
Gospić	6	1	5
Novalja	2	1	1
Otočac	3	1	2
Senj	1	-	1
<i>Općine/ Municipalities</i>	6	1	5
Karlobag	1	-	1
Lovinac	1	-	1
Perušić	1	-	1
Plitvička Jezera	3	1	2
Virovitičko-podravaska županija <i>County of Virovitica-Podravina</i>	52	21	31
<i>Gradovi/ Towns</i>	35	13	22
Orahovica	4	1	3
Slatina	9	3	6
Virovitica	22	9	13
<i>Općine/ Municipalities</i>	17	8	9
Crnac	1	1	-
Čačinci	2	1	1
Čadavica	1	-	1
Gradina	2	-	2
Mikleuš	2	2	-
Nova Bukovica	2	1	1
Pitomača	3	3	-
Suhopolje	3	-	3
Zdenci	1	-	1
Požeško-slavonska županija <i>County of Požega-Slavonia</i>	36	17	19
<i>Gradovi/ Towns</i>	27	13	14
Kutjevo	1	-	1
Lipik	1	1	-
Pakrac	3	3	-
Pleternica	7	2	5
Požega	15	7	8
<i>Općine/ Municipalities</i>	9	4	5
Čaglin	1	1	-
Jakšić	3	1	2
Kaptol	3	-	3
Velika	2	2	-

(nastavak)  
(continued)

	Ukupno Total		
	svoga All	muškarci Men	žene Women
Brodsko-posavska županija <i>County of Slavonski Brod-Posavina</i>	75	25	50
<i>Gradovi/ Towns</i>	57	22	35
Nova Gradiška	3	1	2
Slavonski Brod	54	21	33
<i>Općine/ Municipalities</i>	18	3	15
Brodski Stupnik	3	-	3
Donji Andrijevi	3	-	3
Garčin	1	-	1
Gornja Vrba	1	-	1
Klakar	1	1	-
Oriovac	1	-	1
Rešetari	1	1	-
Sibinj	3	1	2
Staro Petrovo Selo	2	-	2
Slavonski Šamac	1	-	1
Vrbje	1	-	1
Zadarska županija <i>County of Zadar</i>	107	42	65
<i>Gradovi/ Towns</i>	83	30	53
Benkovac	4	1	3
Biograd na Moru	1	1	-
Nin	3	1	2
Obrovac	1	-	1
Zadar	74	27	47
<i>Općine/ Municipalities</i>	24	12	12
Bibinje	3	2	1
Jasenice	1	-	1
Kali	2	1	1
Kolan	1	-	1
Novigrad	1	1	-
Pakoštane	2	1	1
Pašman	1	-	1
Polača	1	-	1
Poličnik	1	1	-
Preko	2	-	2
Ražanac	4	2	2
Starigrad	1	1	-
Sukošan	2	1	1
Sveti Filip i Jakov	2	2	-
Osječko-baranjska županija <i>County of Osijek-Baranja</i>	354	152	202
<i>Gradovi/ Towns</i>	297	127	170
Beli Manastir	8	5	3
Belišće	4	2	2

**2.7. STUDENTI UPISANI NA DOKTORSKI STUDIJ PREMA ŽUPANIJI, GRADU/OPĆINI STALNOG PREBIVALIŠTA I SPOLU U AK. G. 2022./2023.**  
**STUDENTS ENROLLED ON DOCTORAL STUDIES, BY COUNTY, TOWN/MUNICIPALITY OF USUAL RESIDENCE AND SEX, 2022/2023 ACADEMIC YEAR**

(nastavak)  
(continued)

	Ukupno Total		
	svoga All	muškarci Men	žene Women
Donji Miholjac	6	3	3
Đakovo	22	9	13
Našice	15	6	9
Osijek	240	101	139
Valpovo	2	1	1
<i>Općine/ Municipalities</i>	57	25	32
Antunovac	2	-	2
Bilje	7	3	4
Bizovac	3	2	1
Čeminac	1	1	-
Čepin	12	4	8
Darda	4	1	3
Donja Motičina	1	1	-
Đurđenovac	2	1	1
Erdut	1	-	1
Gorjani	2	1	1
Kneževi Vinogradi	2	-	2
Koška	2	2	-
Marijanci	2	-	2
Petrijevci	3	1	2
Podgorač	1	1	-
Popovac	1	-	1
Punitovci	1	1	-
Satnica Đakovačka	2	1	1
Semeljci	3	1	2
Strizivojna	2	1	1
Viškovci	1	1	-
Vladislavci	1	1	-
Vuka	1	1	-
Šibensko-kninska županija <i>County of Šibenik-Knin</i>	61	26	35
<i>Gradovi/ Towns</i>	48	19	29
Drniš	4	2	2
Knin	7	3	4
Skradin	2	1	1
Šibenik	29	12	17
Vodice	6	1	5
<i>Općine/ Municipalities</i>	13	7	6
Bilice	5	1	4
Murter-Kornati	2	2	-
Primošten	1	1	-
Rogoznica	1	1	-
Tisno	2	1	1
Tribunj	1	-	1
Unešić	1	1	-

(nastavak)  
(continued)

	Ukupno Total		
	svoga All	muškarci Men	žene Women
Vukovarsko-srijemska županija <i>County of Vukovar-Srijem</i>	91	46	45
<i>Gradovi/ Towns</i>	65	29	36
Ilok	4	2	2
Otok	6	4	2
Vinkovci	32	13	19
Vukovar	16	6	10
Županja	7	4	3
<i>Općine/ Municipalities</i>	26	17	9
Andrijaševci	2	2	-
Babina Greda	2	1	1
Bošnjaci	2	2	-
Drenovci	2	2	-
Ivankovo	4	2	2
Jarmina	1	-	1
Lovas	1	1	-
Nijemci	4	2	2
Privlaka	2	1	1
Stari Jankovci	2	1	1
Trpinja	1	1	-
Vrbanja	1	1	-
Štitar	2	1	1
Splitsko-dalmatinska županija <i>County of Split-Dalmatia</i>	425	198	227
<i>Gradovi/ Towns</i>	373	175	198
Hvar	6	5	1
Imotski	5	1	4
Kaštela	33	13	20
Komiža	3	2	1
Makarska	6	3	3
Omiš	6	4	2
Sinj	16	8	8
Solin	18	9	9
Split	257	121	136
Stari Grad	1	-	1
Supetar	5	1	4
Trilj	2	1	1
Trogir	7	3	4
Vis	2	1	1
Vrgorac	6	3	3
<i>Općine/ Municipalities</i>	52	23	29
Baška Voda	2	-	2
Bol	3	1	2
Brela	1	-	1
Cista Provo	1	-	1

**2.7. STUDENTI UPISANI NA DOKTORSKI STUDIJ PREMA ŽUPANIJI, GRADU/OPĆINI STALNOG PREBIVALIŠTA I SPOLU U AK. G. 2022./2023.**  
**STUDENTS ENROLLED ON DOCTORAL STUDIES, BY COUNTY, TOWN/MUNICIPALITY OF USUAL RESIDENCE AND SEX, 2022/2023 ACADEMIC YEAR**

(nastavak)  
(continued)

	Ukupno Total		
	svoga All	muškarci Men	žene Women
Dicmo	1	-	1
Dugi Rat	2	1	1
Dugopolje	3	1	2
Gradac	1	-	1
Klis	7	4	3
Marina	3	-	3
Otok	2	1	1
Podbablje	1	1	-
Podgora	1	1	-
Podstrana	11	6	5
Postira	1	1	-
Pučišća	2	-	2
Seget	2	2	-
Selca	1	1	-
Šestanovac	2	-	2
Šolta	2	1	1
Tučepi	1	1	-
Zmijavci	2	1	1
Istarska županija County of Istria	151	77	74
Gradovi/ Towns	107	56	51
Buzet	7	5	2
Labin	10	5	5
Novigrad – Cittanova	2	1	1
Pazin	4	2	2
Poreč – Parenzo	14	3	11
Pula – Pola	48	27	21
Rovinj – Rovigno	12	8	4
Umag – Umago	7	4	3
Vodnjan – Dignano	3	1	2
Općine/ Municipalities	44	21	23
Bale – Valle	2	1	1
Brtonigla – Verteneglio	1	-	1
Cerovlje	2	1	1
Fažana – Fasana	3	-	3
Gračičće	3	3	-
Kaštelir-Labinci – Castelliere S. Domenica	1	1	-
Kršan	1	-	1
Ližnjan – Lisignano	4	1	3
Marčana	3	1	2
Medulin	7	2	5
Pižan	1	1	-
Raša	1	1	-
Sveti Lovreč	1	-	1
Sveti Petar u Šumi	2	2	-
Tinjan	2	1	1
Višnjan – Visignano	3	3	-
Vrsar – Orsera	5	2	3
Žminj	2	1	1

(nastavak)  
(continued)

	Ukupno Total		
	svoga All	muškarci Men	žene Women
Dubrovačko-neretvanska županija County of Dubrovnik-Neretva	108	56	52
Gradovi/ Towns	81	41	40
Dubrovnik	67	37	30
Korčula	2	1	1
Metković	7	2	5
Opuzen	2	1	1
Ploče	3	-	3
Općine/ Municipalities	27	15	12
Blato	2	1	1
Dubrovačko primorje	1	-	1
Janjina	1	-	1
Konavle	6	3	3
Lastovo	1	1	-
Mljet	1	-	1
Orebić	1	-	1
Slivno	1	1	-
Trpanj	2	2	-
Vela Luka	2	1	1
Župa dubrovačka	9	6	3
Međimurska županija County of Međimurje	61	26	35
Gradovi/ Towns	36	17	19
Čakovec	26	11	15
Mursko Središće	2	1	1
Prelog	8	5	3
Općine/ Municipalities	25	9	16
Belica	1	-	1
Dekanovec	1	-	1
Donja Dubrava	1	-	1
Donji Kraljevec	2	1	1
Donji Vidovec	1	-	1
Goričan	1	-	1
Mala Subotica	1	-	1
Nedelišće	8	3	5
Pribislavec	2	2	-
Selnica	1	-	1
Strahoninec	1	1	-
Sveta Marija	1	-	1
Sveti Juraj na Bregu	2	2	-
Šenkovec	2	-	2
Grad Zagreb City of Zagreb	1 890	808	1 082
Prebivalište izvan Republike Hrvatske Residence out of Republic of Croatia	250	134	116



**III. STUDENTSKI DOMOVI**  
*STUDENTS' BOARDING HOMES*



**1. STUDENTSKI DOMOVI I STUDENTI KORISNICI OD AK. G. 2018./2019. DO 2022./2023.**
*STUDENTS' BOARDING HOMES AND STUDENTS BENEFICIARIES, 2018/2019 – 2022/2023 ACADEMIC YEARS*

	Domi Boarding homes	Korisnici Beneficiaries			Indeksi broja studenata smještenih u domu 2018./2019. = 100 Indices of number of students accommodated in boarding homes 2018/2019 = 100	Broj studenata koji nisu primljeni zbog popunjenosti kapaciteta Number of students not accommodated due to full occupancy
		ukupno Total	muškarci Men	žene Women		
2018./2019.	15	11 443	4 455	6 988	100,0	5 279
2019./2020.	21	11 573	4 516	7 057	101,1	4 241
2020./2021.	24	12 467	4 919	7 548	108,9	4 438
2021./2022.	24	13 424	5 064	8 360	117,3	5 818
2022./2023.	24	13 986	5 209	8 777	122,2	4 673

**2. ZAPOSLENI U STUDENTSKIM DOMOVIMA OD AK. G. 2018./2019. DO 2022./2023.**
*PERSONS IN EMPLOYMENT IN STUDENTS' BOARDING HOMES, 2018/2019 – 2022/2023 ACADEMIC YEARS*

	Ukupno Total	Muškarci Men	Žene Women	Stručno osoblje Professional staff	Administrativno osoblje Administrative staff	Ostali Other
2018./2019.	247	74	173	21	46	180
2019./2020.	293	91	202	14	41	238
2020./2021.	327	102	225	14	60	253
2021./2022.	336	102	234	12	75	249
2022./2023.	539	156	383	12	140	387

**3. STUDENTSKI DOMOVI, STUDENTI KORISNICI I ZAPOSLENI U STUDENTSKIM DOMOVIMA U AK. G. 2022./2023.**
*STUDENTS' BOARDING HOMES, STUDENTS BENEFICIARIES AND PERSONS IN EMPLOYMENT IN STUDENTS' BOARDING HOMES, 2022/2023 ACADEMIC YEAR*

	Domi Boarding homes	Korisnici Beneficiaries			Zaposleni Persons employed		
		ukupno Total	muškarci Men	žene Women	ukupno Total		
					svega All	muškarci Men	žene Women
Ukupno/ Total	24	13 986	5 209	8 777	539	156	383
Čakovec	1	39	11	28	2	-	2
Dubrovnik	1	292	150	142	73	28	45
Đakovo	1	28	16	12	2	-	2
Karlovac	1	132	96	36	10	4	6
Knin	1	40	11	29	9	3	6
Osijek	2	1 348	504	844	19	5	14
Pula	1	382	94	288	10	5	5
Požega	1	71	29	42	8	2	6
Rijeka	2	1 364	433	931	23	1	22
Slavonski Brod	1	91	63	28	11	4	7
Split	3	1 273	471	802	185	44	141
Šibenik	1	72	34	38	3	1	2
Varaždin	1	839	510	329	19	6	13
Virovitica	1	108	56	52	1	1	-
Vukovar	1	104	24	80	2	2	-
Zadar	1	459	81	378	24	13	11
Zagreb	4	7 344	2 626	4 718	138	37	101

## POPIS VISOKIH UČILIŠTA U AK. G. 2022./2023.

### VISOKE ŠKOLE

Visoko učilište Algebra – Visoka škola za primijenjeno računalstvo, Zagreb  
RIT Croatia, Dubrovnik  
Adventističko teološko visoko učilište, Maruševac  
Visoko evanđeosko teološko učilište, Osijek

### VELEUČILIŠTA

Veleučilište u Bjelovaru  
Međimursko veleučilište u Čakovcu  
Veleučilište Nikola Tesla u Gospiću  
Veleučilište Ivanić Grad  
Veleučilište u Karlovcu  
Veleučilište Marko Marulić u Kninu  
Veleučilište Hrvatsko zagorje u Krapini  
Veleučilište u Križevcima  
Veleučilište u Požegi  
Istarsko veleučilište u Puli – Pola  
Veleučilište Par, Rijeka  
Veleučilište u Rijeci  
Veleučilište u Slavonskom Brodu  
Veleučilište Arca, Split  
Veleučilište Aspira, Split  
Veleučilište u Šibeniku  
Veleučilište u Velikoj Gorici  
Veleučilište u Virovitici  
Veleučilište Lavoslav Ružička u Vukovaru  
Veleučilište Edward Bernays, Zagreb  
Veleučilište Effectus, Zagreb  
Veleučilište kriminalistike i javne sigurnosti, Zagreb  
Veleučilište RRIFF, Zagreb  
VSiTE — Veleučilište suvremenih informacijskih tehnologija, Zagreb  
Tehničko veleučilište u Zagrebu  
Zagrebačka škola ekonomije i menadžmenta, Zagreb  
Zdravstveno veleučilište u Zagrebu  
Poslovno veleučilište Zagreb, Zagreb  
Veleučilište Baltazar, Zaprešić

### FAKULTETI I ODJELI

Prirodoslovno-matematički fakultet, Split  
Prirodoslovno-matematički fakultet, Zagreb  
Odjel za matematiku Sveučilišta u Osijeku  
Fakultet za matematiku Sveučilišta u Rijeci  
Odjel za fiziku Sveučilišta u Osijeku  
Fakultet za fiziku, Rijeka  
Odjel za kemiju Sveučilišta u Osijeku  
Odjel za biologiju Sveučilišta u Osijeku  
Arhitektonski fakultet, Zagreb  
Građevinski i arhitektonski fakultet, Osijek  
Građevinski fakultet, Rijeka  
Građevinski fakultet, Zagreb

## LIST OF INSTITUTIONS OF HIGHER EDUCATION, 2022/2023 ACADEMIC YEAR

### SCHOOLS OF PROFESSIONAL HIGHER EDUCATION

*Algebra University College for Applied Computer Engineering, Zagreb*  
*RIT Croatia, Dubrovnik*  
*Adriatic Union College, Maruševac*  
*Evangelical Theological Seminary, Osijek*

### POLYTECHNICS

*Polytechnic in Bjelovar*  
*Polytechnic of Međimurje in Čakovec*  
*Polytechnic Nikola Tesla in Gospić*  
*Ivanić Grad University of Applied Sciences*  
*Polytechnic in Karlovac*  
*Polytechnic Marko Marulić in Knin*  
*Polytechnic Hrvatsko Zagorje in Krapina*  
*Križevci University of Applied Sciences*  
*Polytechnic in Požega*  
*Istrian University of Applied Sciences in Pula – Pola*  
*Par University of Applied Sciences, Rijeka*  
*Polytechnic in Rijeka*  
*Polytechnic in Slavonski Brod*  
*University College Arca, Split*  
*Aspira University of Applied Sciences, Split*  
*Polytechnic in Šibenik*  
*Polytechnic in Velika Gorica*  
*Polytechnic in Virovitica*  
*Polytechnic Lavoslav Ružička in Vukovar*  
*Edward Bernays University of Applied Sciences, Zagreb*  
*Effectus University of Applied Sciences*  
*University of Applied Sciences in Criminal Investigation and Public Security*  
*University of Applied Sciences RRIFF, Zagreb*  
*VsiTe – College for Information Technology, Zagreb*  
*Technical Polytechnic in Zagreb*  
*Zagreb School of Economics and Management, Zagreb*  
*University of Applied Health Studies in Zagreb*  
*Zagreb School of Business, Zagreb*  
*University of Applied Sciences Baltazar, Zaprešić*

### FACULTIES AND DEPARTMENTS

*Faculty of Science, Split*  
*Faculty of Science, Zagreb*  
*Department of Mathematics of University of Osijek*  
*Faculty of Mathematics of University of Rijeka*  
*Department of Physics of University of Osijek*  
*Faculty of Physics, Rijeka*  
*Department of Chemistry of University of Osijek*  
*Department of Biology of University of Osijek*  
*Faculty of Architecture, Zagreb*  
*Faculty of Civil Engineering and Architecture, Osijek*  
*Faculty of Civil Engineering, Rijeka*  
*Faculty of Civil Engineering, Zagreb*



**POPIS VISOKIH UČILIŠTA U AK. G. 2022./2023.**

(nastavak)

Fakultet građevinarstva, arhitekture i geodezije, Split  
Geodetski fakultet, Zagreb  
Geotehnički fakultet, Varaždin  
Grafički fakultet, Zagreb  
Fakultet strojarstva i brodogradnje, Zagreb  
Tehnički fakultet, Rijeka  
Fakultet elektrotehnike, strojarstva i brodogradnje, Split

Fakultet elektrotehnike, računarstva i informacijskih tehnologija, Osijek  
Fakultet elektrotehnike i računarstva, Zagreb  
Fakultet prometnih znanosti, Zagreb  
Rudarsko-geološko-naftni fakultet, Zagreb  
Metalurški fakultet, Sisak  
Kemijsko-tehnološki fakultet, Split  
Fakultet kemijskog inženjerstva i tehnologije, Zagreb  
Tekstilno-tehnološki fakultet, Zagreb  
Pomorski fakultet, Rijeka  
Pomorski fakultet, Split  
Sveučilište u Zagrebu  
Medicinski fakultet, Osijek  
Medicinski fakultet, Rijeka  
Medicinski fakultet, Split  
Medicinski fakultet, Zagreb  
Fakultet za dentalnu medicinu i zdravstvo, Osijek  
Fakultet dentalne medicine, Rijeka  
Fakultet zdravstvenih studija, Rijeka  
Sveučilišni odjel zdravstvenih studija, Split  
Stomatološki fakultet, Zagreb  
Farmaceutsko-biokemijski fakultet, Zagreb  
Odjel za biotehnologiju Sveučilišta u Rijeci  
Veterinarski fakultet, Zagreb  
Prehrambeno-tehnološki fakultet, Osijek  
Prehrambeno-biotehnološki fakultet, Zagreb  
Fakultet agrobiotehničkih znanosti, Osijek  
Agronomski fakultet, Zagreb  
Sveučilišni odjel za studije mora, Split  
Fakultet šumarstva i drvene tehnologije, Zagreb  
Ekonomski fakultet, Osijek  
Ekonomski fakultet, Rijeka  
Ekonomski fakultet, Split  
Ekonomski fakultet, Zagreb  
Fakultet za menadžment u turizmu i ugostiteljstvu, Opatija  
Fakultet za menadžment u turizmu i ugostiteljstvu, Opatija – centar u Zaboku  
Fakultet turizma i ruralnog razvoja u Požegi  
Fakultet organizacije i informatike, Varaždin i centri  
Fakultet informatike i digitalnih tehnologija, Rijeka  
Pravni fakultet, Osijek  
Pravni fakultet, Rijeka  
Pravni fakultet, Split  
Pravni fakultet, Zagreb  
Fakultet političkih znanosti, Zagreb  
Kineziološki fakultet, Osijek  
Kineziološki fakultet, Split  
Kineziološki fakultet, Zagreb  
Fakultet za odgojne i obrazovne znanosti, Osijek  
Učiteljski fakultet, Rijeka  
Učiteljski fakultet, Zagreb  
Učiteljski fakultet, Zagreb – centar u Čakovcu  
Učiteljski fakultet, Zagreb – centar u Petrinji

**LIST OF INSTITUTIONS OF HIGHER EDUCATION,  
2022/2023 ACADEMIC YEAR**

(continued)

Faculty of Civil Engineering, Architecture and Geodesy, Split  
Faculty of Geodesy, Zagreb  
Faculty of Geotechnical Engineering, Varaždin  
Faculty of Graphic Arts, Zagreb  
Faculty of Mechanical Engineering and Naval Architecture, Zagreb  
Faculty of Engineering, Rijeka  
Faculty of Electrical Engineering, Mechanical Engineering and Naval Architecture, Split  
Faculty of Electrical Engineering, Computer Science and Information Technology, Osijek  
Faculty of Electrical Engineering and Computing, Zagreb  
Faculty of Transport and Traffic Engineering, Zagreb  
Faculty of Mining, Geology and Petroleum Engineering, Zagreb  
Faculty of Metallurgy, Sisak  
Faculty of Chemistry and Technology, Split  
Faculty of Chemical Engineering and Technology, Zagreb  
Faculty of Textile Technology, Zagreb  
Faculty of Maritime Studies, Rijeka  
Faculty of Maritime Studies, Split  
University of Zagreb  
Faculty of Medicine, Osijek  
Faculty of Medicine, Rijeka  
Faculty of Medicine, Split  
Faculty of Medicine, Zagreb  
Faculty of Dental Medicine and Health, Osijek  
Faculty of Dental Medicine, Rijeka  
Faculty of Health Studies, Rijeka  
University Department of Health Studies, Split  
Faculty of Dental Medicine, Zagreb  
Faculty of Pharmacy and Biochemistry, Zagreb  
Department of Biotechnology of University of Rijeka  
Faculty of Veterinary Medicine, Zagreb  
Faculty of Food Technology, Osijek  
Faculty of Food Technology and Biotechnology, Zagreb  
Faculty of Agrobiotechnical Sciences, Osijek  
Faculty of Agriculture, Zagreb  
University Department for Maritime Studies, Split  
Faculty of Forestry and Wood Technology, Zagreb  
Faculty of Economics, Osijek  
Faculty of Economics and Business, Rijeka  
Faculty of Economics, Split  
Faculty of Economics and Business, Zagreb  
Faculty of Tourism and Hospitality Management, Opatija  
Faculty of Tourism and Hospitality Management, Opatija – Department in Zabok  
Faculty of Tourism and Rural Development, Požega  
Faculty of Organisation and Informatics, Varaždin, and Departments  
Faculty of Informatics and Digital Technologies, Rijeka  
Faculty of Law, Osijek  
Faculty of Law, Rijeka  
Faculty of Law, Split  
Faculty of Law, Zagreb  
Faculty of Political Sciences, Zagreb  
Faculty of Kinesiology, Osijek  
Faculty of Kinesiology, Split  
Faculty of Kinesiology, Zagreb  
Faculty of Educational Sciences, Osijek  
Faculty of Teacher Education, Rijeka  
Faculty of Teacher Education, Zagreb  
Faculty of Teacher Education, Zagreb – Department in Čakovec  
Faculty of Teacher Education, Zagreb – Department in Petrinja

## POPIS VISOKIH UČILIŠTA U AK. G. 2022./2023.

(nastavak)

Edukacijsko-rehabilitacijski fakultet, Zagreb  
Filozofski fakultet, Osijek  
Filozofski fakultet, Rijeka  
Filozofski fakultet, Split  
Filozofski fakultet, Zagreb  
Fakultet hrvatskih studija, Zagreb  
Sveučilišni odjel za forenzične znanosti, Split  
Sveučilište u Dubrovniku  
Sveučilište Sjever, Koprivnica  
Sveučilište u Puli – Pola  
Sveučilište u Rijeci  
Sveučilište u Slavanskom Brodu  
Sveučilište u Splitu  
Sveučilište u Splitu – Sveučilišni odjel za stručne studije  
Sveučilište Vern  
Sveučilište u Zadru  
Libertas međunarodno sveučilište, Zagreb  
Hrvatsko katoličko sveučilište, Zagreb  
Katolički bogoslovni fakultet, Đakovo  
Katolički bogoslovni fakultet, Split  
Katolički bogoslovni fakultet, Zagreb i institut  
Katolički bogoslovni fakultet, Zagreb – Teologija u Rijeci  
Fakultet filozofije i religijskih znanosti, Zagreb  
Filozofsko-teološki institut Družbe Isusove, Zagreb  
Sveučilišni centar za protestantsku teologiju Matija Vlačić Ilirik, Zagreb

## UMJETNIČKE AKADEMIJE

Muzička akademija, Zagreb  
Akademija likovnih umjetnosti, Zagreb  
Akademija za umjetnosti i kulturu, Osijek  
Umjetnička akademija, Split  
Akademija dramske umjetnosti, Zagreb  
Akademija primijenjenih umjetnosti, Rijeka

## LIST OF INSTITUTIONS OF HIGHER EDUCATION, 2022/2023 ACADEMIC YEAR

(continued)

Faculty of Education and Rehabilitation Sciences, Zagreb  
Faculty of Humanities and Social Sciences, Osijek  
Faculty of Humanities and Social Sciences, Rijeka  
Faculty of Humanities and Social Sciences, Split  
Faculty of Humanities and Social Sciences, Zagreb  
Faculty of Croatian Studies, Zagreb  
University Department of Forensic Sciences, Split  
University of Dubrovnik  
University North, Koprivnica  
University of Pula – Pola  
University of Rijeka  
University of Slavonski Brod  
University of Split  
University of Split – Department for Professional Courses of Study  
Vern University  
University of Zadar  
Libertas International University, Zagreb  
Croatian Catholic University, Zagreb  
Catholic Theological Faculty, Đakovo  
Catholic Theological Faculty, Split  
Catholic Theological Faculty, Zagreb and Institute  
Catholic Theological Faculty, Zagreb – Theology in Rijeka  
Faculty of Philosophy and Religious Studies, Zagreb  
Institute of Philosophy of the Society of Jesus, Zagreb  
University Center for Protestant Theology Matthias Flacius Illyricus, Zagreb

## ART ACADEMIES

Academy of Music, Zagreb  
Academy of Fine Arts, Zagreb  
Academy of Arts and Culture, Osijek  
Arts Academy, Split  
Academy of Dramatic Arts, Zagreb  
Academy of Applied Arts, Rijeka

## OBJAVLJENE PUBLIKACIJE IZ PODRUČJA STATISTIKE VISOKOG OBRAZOVANJA

### I. STATISTIČKA IZVJEŠĆA

- \*32. Prihodi i rashodi škola I, II. i III. stupnja 1966. godine u SR Hrvatskoj
- \*67. Studenti 1969. – 1970.
- \*71. Razvoj školstva 1959. – 1969.
- \*90. Studenti 1970/71.
- \*111. Studenti iz SR Hrvatske prema općini stalnog boravka
- \*120. Studenti 1971./72.
- \*159. Studenti 1972./73.
- \*182. Studenti 1973./74.
- \*213. Studenti 1974./75.
- \*252. Studenti 1975./76.
- \*253. Studenti iz SR Hrvatske prema općini stalnog boravka
- \*291. Studenti 1976./77.
- \*332. Studenti 1977./78.
- \*367. Studenti 1978./79.
- \*405. Studenti 1979./80.
- \*444. Studenti 1980./81.
- \*455. Studenti iz SR Hrvatske prema općini stalnog boravka (1961./62. – 1981./82.)
- \*481. Studenti 1981./82.
- \*519. Studenti 1982./83.
- \*558. Studenti 1983./84.
- \*595. Studenti 1984./85.
- \*630. Studenti školske godine 1985./86.
- \*667. Studenti iz SR Hrvatske prema općini stalnog boravka 1985./86.
- \*669. Studenti školske godine 1986./87.
- \*715. Visoko školstvo 1987.
- \*716. Studenti školske godine 1987./88.
- \*747. Visoko školstvo 1988.
- \*756. Studenti školske godine 1988./89.
- \*768. Nastavno osoblje visokoškolskih organizacija 1987./88.
- \*790. Visoko školstvo 1989.
- \*798. Studenti školske godine 1989./90.
- \*828. Visoko školstvo 1990.
- \*834. Studenti školske godine 1990./91.
- \*866. Visoko školstvo 1991.
- \*871. Studenti školske godine 1991./92.
- \*914. Visoko školstvo 1992.
- \*920. Studenti školske godine 1992./93.
- \*947. Visoko školstvo 1993.
- \*952. Studenti školske godine 1993./94.
- \*974. Visoko školstvo 1994.
- \*985. Studenti školske godine 1994./95.
- \*1003. Visoko školstvo 1995.
- \*1010. Studenti školske godine 1995./96.
- \*1036. Visoko školstvo u 1996.
- \*1037. Studenti u školskoj godini 1996./97.
- \*1062. Visoko obrazovanje u 1997.
- \*1063. Studenti u školskoj godini 1997./98.
- \*1085. Visoko obrazovanje u 1998.
- \*1086. Studenti u školskoj godini 1998./99.
- \*1111. Visoko obrazovanje u 1999.
- \*1112. Studenti u školskoj godini 1999./2000.
- \*1142. Visoko obrazovanje u 2000.
- \*1143. Studenti u školskoj godini 2000./2001.
- \*1172. Visoko obrazovanje u 2001.
- \*1173. Studenti u školskoj godini 2001./2002.
- \*1205. Visoko obrazovanje u 2002.
- \*1206. Studenti u školskoj godini 2002./2003.
- \*1239. Visoko obrazovanje u 2003.
- \*1240. Studenti u školskoj godini 2003./2004.
- \*1271. Visoko obrazovanje u 2004.

## RELEASED PUBLICATIONS ON HIGHER EDUCATION STATISTICS

### I. STATISTICAL REPORTS

- \*32 *Revenues and Expenditure of 1<sup>st</sup>, 2<sup>nd</sup> and 3<sup>rd</sup> Level Schools in SR Croatia, 1966*
- \*67 *Students, 1969/1970*
- \*71 *Development of Education, 1959 – 1969*
- \*90 *Students, 1970/1971*
- \*111 *Students from SR Croatia by Municipality of Residence*
- \*120 *Students, 1971/1972*
- \*159 *Students, 1972/1973*
- \*182 *Students, 1973/1974*
- \*213 *Students, 1974/1975*
- \*252 *Students, 1975/1976*
- \*253 *Students from SR Croatia by Municipality of Residence*
- \*291 *Students, 1976/1977*
- \*332 *Students, 1977/1978*
- \*367 *Students, 1978/1979*
- \*405 *Students, 1979/1980*
- \*444 *Students, 1980/1981*
- \*455 *Students from SR Croatia by Municipality of Residence, (1961/1962 – 1981/1982)*
- \*481 *Students, 1981/1982*
- \*519 *Students, 1982/1983*
- \*558 *Students, 1983/1984*
- \*595 *Students, 1984/1985*
- \*630 *Students, 1985/1986 School Year*
- \*667 *Students from SR Croatia by Municipality of Residence, 1985/1986*
- \*669 *Students, 1986/1987 School Year*
- \*715 *Higher Education, 1987*
- \*716 *Students, 1987/1988 School Year*
- \*747 *Higher Education, 1988*
- \*756 *Students, 1988/1989 School Year*
- \*768 *Academic Staff in Organisations of Higher Education, 1987/1988*
- \*790 *Higher Education, 1989*
- \*798 *Students, 1989/1990 School Year*
- \*828 *Higher Education, 1990*
- \*834 *Students, 1990/1991 School Year*
- \*866 *Higher Education, 1991*
- \*871 *Students, 1991/1992 School Year*
- \*914 *Higher Education, 1992*
- \*920 *Students, 1992/1993 School Year*
- \*947 *Higher Education, 1993*
- \*952 *Students, 1993/1994 School Year*
- \*974 *Higher Education, 1994*
- \*985 *Students, 1994/1995 School Year*
- \*1003 *Higher Education, 1995*
- \*1010 *Students, 1995/1996 School Year*
- \*1036 *Higher Education, 1996*
- \*1037 *Students, 1996/1997 School Year*
- \*1062 *Higher Education, 1997*
- \*1036 *Students, 1997/1998 School Year*
- \*1085 *Higher Education, 1998*
- \*1086 *Students, 1998/1999 School Year*
- \*1111 *Higher Education, 1999*
- \*1112 *Students, 1999/2000 School Year*
- \*1142 *Higher Education, 2000*
- \*1143 *Students, 2000/2001 School Year*
- \*1172 *Higher Education, 2001*
- \*1173 *Students, 2001/2002 School Year*
- \*1205 *Higher Education, 2002*
- \*1206 *Students, 2002/2003 School Year*
- \*1239 *Higher Education, 2003*
- \*1240 *Students, 2003/2004 School Year*
- \*1271 *Higher Education, 2004*

## I. STATISTIČKA IZVJEŠĆA

(nastavak)

- \*1272. Studenti u akademskoj godini 2004./2005.
- \*1303. Visoko obrazovanje u 2005.
- \*1304. Studenti u akademskoj godini 2005./2006.
- \*1332. Visoko obrazovanje u 2006.
- \*1333. Studenti u akademskoj godini 2006./2007.
- \*1360. Visoko obrazovanje u 2007.
- \*1361. Studenti u akademskoj godini 2007./2008.
- \*1387. Visoko obrazovanje u 2008.
- \*1388. Studenti u akademskoj godini 2008./2009.
- \*1415. Visoko obrazovanje u 2009.
- \*1416. Studenti u akademskoj godini 2009./2010.
- \*1444. Visoko obrazovanje u 2010.
- \*1445. Studenti u akademskoj godini 2010./2011.
- \*1472. Visoko obrazovanje u 2011.
- 1473. Studenti u akademskoj godini 2011./2012.
- 1498. Visoko obrazovanje u 2012.
- 1499. Studenti u akademskoj godini 2012./2013.
- 1522. Visoko obrazovanje u 2013.
- 1523. Studenti u akademskoj godini 2013./2014.
- 1545. Visoko obrazovanje u 2014.
- 1546. Studenti u akademskoj godini 2014./2015.
- 1570. Visoko obrazovanje u 2015.
- 1571. Studenti u akademskoj godini 2015./2016.
- 1599. Visoko obrazovanje u 2016.
- 1600. Studenti u akademskoj godini 2016./2017.
- 1621. Visoko obrazovanje u 2017.
- 1622. Studenti u akademskoj godini 2017./2018.
- 1644. Visoko obrazovanje u 2018.
- 1645. Studenti u akademskoj godini 2018./2019.
- 1665. Visoko obrazovanje u 2019.
- 1666. Studenti u akademskoj godini 2019./2020.
- 1687. Visoko obrazovanje u 2020.
- 1688. Studenti u akademskoj godini 2020./2021.
- 1704. Visoko obrazovanje u 2021.
- 1705. Studenti u akademskoj godini 2021./2022.
- 1725. Visoko obrazovanje u 2022.

## II. STUDIJE I ANALIZE

- \*2. Dr. Zora Steinman  
Visoko školstvo u NR Hrvatskoj
- \*3. Dr. Zora Steinman  
Stvarno trajanje studija na fakultetima u NR Hrvatskoj
- \*21. Dr. Zora Steinman  
Razvoj redovnog školovanja u SR Hrvatskoj  
od šk. god. 1947./48. – 1962./63.
- \*24. Stojanka Ivković  
Stvarno trajanje studija na školama trećeg stupnja  
u SR Hrvatskoj 1956. – 1963.
- \*25. Dr. Zora Steinman  
Školovanje školskog i mlađeg radnog kontingenta  
stanovništva u SR Hrvatskoj
- \*29. Dr. Zora Steinman - Stojanka Ivković  
Trajanje studija i tokovi školovanja studenata u školama  
III. stupnja u SR Hrvatskoj, razdoblje 1960. – 1967. god.
- \*38. Dr. Zora Steinman  
Metode projekcije završavanja školovanja

## III. METODOLOŠKE UPUTE

- \*40. Nacionalna standardna klasifikacija obrazovanja (NSKO)
- \*56. Polja obrazovanja i usavršavanja – Priručnik (prijevod)

## IV. IZVANREDNA IZDANJA

Međunarodna standardna klasifikacija obrazovanja ISCED 1997.

\* Rasprodano

## I. STATISTICAL REPORTS

(continued)

- \*1272 Students, 2004/2005 Academic Year
- \*1303 Higher Education, 2005
- \*1304 Students, 2005/2006 Academic Year
- \*1332 Higher Education, 2006
- \*1333 Students, 2006/2007 Academic Year
- \*1360 Higher Education, 2007
- \*1361 Students, 2007/2008 Academic Year
- \*1387 Higher Education, 2008
- \*1388 Students, 2008/2009 Academic Year
- \*1415 Higher Education, 2009
- \*1416 Students, 2009/2010 Academic Year
- \*1444 Higher Education, 2010
- \*1445 Students, 2010/2011 Academic Year
- \*1472 Higher Education, 2011
- 1473 Students, 2011/2012 Academic Year
- 1498 Higher Education, 2012
- 1499 Students, 2012/2013 Academic Year
- 1522 Higher Education, 2013
- 1523 Students, 2013/2014 Academic Year
- 1545 Higher Education, 2014
- 1546 Students, 2014/2015 Academic Year
- 1570 Higher Education, 2015
- 1571 Students, 2015/2016 Academic Year
- 1599 Higher Education, 2016
- 1600 Students, 2016/2017 Academic Year
- 1621 Higher Education, 2017
- 1622 Students, 2017/2018 Academic Year
- 1644 Higher Education, 2018
- 1645 Students, 2018/2019 Academic Year
- 1665 Higher Education, 2019
- 1666 Students, 2019/2020 Academic Year
- 1687 Higher Education, 2020
- 1688 Students, 2020/2021 Academic Year
- 1704 Higher Education, 2021
- 1705 Students, 2021/2022 Academic Year
- 1725 Higher Education, 2022

## II. STUDIES AND ANALYSES

- \*2 Zora Steinman, DSc  
Higher Education in NR Croatia
- \*3 Zora Steinman, DSc  
Actual Duration of Study at Universities in NR Croatia
- \*21 Zora Steinman, DSc  
Regular Education Development in SR Croatia,  
School Years 1947/1948 – 1962/1963
- \*24 Stojanka Ivković  
Actual Study Duration at Third Level Schools  
in SR Croatia, 1956 – 1963
- \*25 Zora Steinman, DSc  
Education of School and Younger Working Population  
in SR Croatia
- \*29 Zora Steinman, DSc – Stojanka Ivković  
Study Duration and Education Flows of Third Level  
School Students in SR Croatia, 1960 – 1967
- \*38 Zora Steinman, DSc  
Projection Methods of Completing of Education

## III. METHODOLOGICAL GUIDELINES

- \*40 National Standard Classification of Education (NSKO)
- \*56 Eurostat Manual: "Fields of Education and Training" (translation)

## IV. SPECIAL EDITIONS

International Standard Classification of Education, ISCED 1997

\* Sold out