

# 1688

Studenti u akademskoj godini 2020./2021.

*Students, 2020/2021 Academic Year*





# 1688

**Studenti u akademskoj godini 2020./2021.**

---

*Students, 2020/2021 Academic Year*

**Objavljuje i tiska Državni zavod za statistiku Republike Hrvatske, Zagreb, Ilica 3, p. p. 80.**  
*Published and printed by the Croatian Bureau of Statistics, Zagreb, Ilica 3, P. O. B. 80*

**Telefon/ Phone:** (+385 1) 48 06 111

**Elektronička pošta/ E-mail:** stat.info@dzs.hr  
**Internetske stranice/ Web site:** https://dzs.gov.hr  
**Novinarski upiti/ Press corner:** press@dzs.hr

**Odgovorne osobe:**  
*Persons responsible:*

**Dubravka Rogić-Hadžalić, načelnica Sektora demografskih i društvenih statistika**  
*Dubravka Rogić-Hadžalić, Director of Demographic and Social Statistics Directorate*

**Lidija Brković, glavna ravnateljica**  
*Lidija Brković, Director General*

**Priredile:** Danijela Kurjaković, Josipa Jurić, Ana Šojat  
*Prepared by:*

**Redaktorice:** Marija Gojević, Dubravka Rogić-Hadžalić  
*Sub-editors:*

**Urednica:** Ljiljana Ostroški  
*Editor-in-Chief:*

**Lektorica za hrvatski jezik:** Maja Gregorić  
*Language Editor for the Croatian Language:*

**Prevoditeljica i lektorica za engleski jezik:** Gordana Štampar  
*Translator and Language Editor for the English Language:*

**Tehnička urednica:** Ankica Bajzek Cesar  
*Technical Editor:*

**Statistička izvješća** ISSN 1332-0297  
*Statistical Reports*

**MOLIMO KORISNIKE DA PRI KORIŠTENJU PODATAKA NAVEDU IZVOR.**  
*USERS ARE KINDLY REQUESTED TO STATE THE SOURCE.*

**Tiskano u 30 primjeraka.**  
*Printed in 30 copies*

**Služba za odnose s korisnicima i zaštitu podataka**  
*Customer Relations and Data Protection Department*

**Informacije i korisnički zahtjevi**  
*Information and user requests*

**Pretplata publikacija**  
*Subscription*

**Telefon/ Phone:** (+385 1) 48 06 138, 48 06 154  
**Elektronička pošta/ E-mail:** stat.info@dzs.hr

**Telefon/ Phone:** (+385 1) 48 06 115  
**Elektronička pošta/ E-mail:** prodaja@dzs.hr

## SADRŽAJ CONTENTS

UVOD INTRODUCTION .....	7
KRATICE I ZNAKOVI ABBREVIATIONS AND SYMBOLS .....	8
METODOLOŠKA OBJAŠNJENJA NOTES ON METHODOLOGY .....	9
KOMENTAR COMMENTARY .....	11
I. DODIPLOMSKI, PREDDIPLOMSKI I DIPLOMSKI STUDIJ UNDERGRADUATE PROFESSIONAL STUDY, UNDERGRADUATE UNIVERSITY STUDY AND GRADUATE UNIVERSITY STUDY	
1. Upisani studenti prema visokim učilištima od ak. g. 2016./2017. do 2020./2021. <i>Students enrolled, by institutions of higher education, 2016/2017 – 2020/2021 academic years</i> .....	17
2. Upisani studenti u ak. g. 2020./2021. <i>Students enrolled, 2020/2021 academic year</i> .....	24
2.1. Studenti upisani na visoka učilišta prema znanstvenim i umjetničkim područjima studija i spolu u ak. g. 2020./2021. <i>Students enrolled at institutions of higher education, by scientific and artistic fields of study and sex, 2020/2021 academic year</i> .....	24
G-1. Studenti upisani na visoka učilišta prema znanstvenim i umjetničkim područjima studija u ak. g. 2020./2021. <i>Students enrolled at institutions of higher education, by scientific and artistic fields of study, 2020/2021 academic year</i> .....	25
G-2. Studenti upisani na visoka učilišta prema studiju i godini studija u ak. g. 2020./2021. <i>Students enrolled at institutions of higher education, by type of study and year of study, 2020/2021 academic year</i> .....	25
2.2. Studenti upisani na visoka učilišta prema vrstama visokih učilišta, godini studija i načinu studiranja u ak. g. 2020./2021. <i>Students enrolled at institutions of higher education, by type of institution, year of study and mode of study, 2020/2021 academic year</i> .....	25
2.3. Studenti upisani na visoka učilišta prema vrstama visokih učilišta, vrstama studija, godini studija i spolu u ak. g. 2020./2021. <i>Students enrolled at institutions of higher education, by type of institution, type of study, year of study and sex, 2020/2021 academic year</i> .....	26
G-3. Studenti upisani na visoka učilišta prema vrsti studija u ak. g. 2020./2021. <i>Students enrolled at institutions of higher education, by type of study, 2020/2021 academic year</i> .....	28
G-4. Studenti upisani na visoka učilišta prema vrstama visokih učilišta u ak. g. 2020./2021. <i>Students enrolled at institutions of higher education, by type of institution, 2020/2021 academic year</i> .....	28
2.4. Studenti upisani na visoka učilišta prema vrstama visokih učilišta, vrstama studija i spolu u ak. g. 2020./2021. <i>Students enrolled at institutions of higher education, by type of institution, type of study and sex, 2020/2021 academic year</i> .....	29
2.5. Studenti prema visokim učilištima, načinu studiranja, godini studija i spolu u ak. g. 2020./2021.. <i>Students, by institutions of higher education, mode of study, year of study and sex, 2020/2021 academic year</i> .....	30
2.6. Studenti prema županiji i gradu/općini prebivališta, vrstama visokih učilišta i načinu studiranja u ak. g. 2020./2021. <i>Students, by county and town/municipality of residence, type of institution of higher education and mode of study, 2020/2021 academic year</i> .....	47
2.7. Studenti prema državljanstvu, vrstama visokih učilišta i spolu u ak. g. 2020./2021. <i>Students, by citizenship, type of institution of higher education and sex, 2020/2021 academic year</i> .....	61

3.	Upisani studenti I. godine u ak. g. 2020./2021. <i>Students enrolled on 1<sup>st</sup> year of study, 2020/2021 academic year</i>	64
3.1.	Studenti I. godine prema prethodno završenoj školi i struci te vrstama visokih učilišta i vrstama studija u ak. g. 2020./2021. <i>First-year students, by previously finished school and vocation, type of institution of higher education and type of study, 2020/2021 academic year</i>	64
3.2.	Studenti I. godine bez ponavljača prema vrstama visokih učilišta, vrstama studija, načinu studiranja i godini završetka prethodne škole u ak. g. 2020./2021. <i>First-year students, without repeaters, by type of institution of higher education, type of study, mode of study and year of finishing previous school, 2020/2021 academic year</i>	66
II. POSLIJEDIPLOMSKI STUDIJ POSTGRADUATE STUDY		
1.	Studenti upisani na poslijediplomski specijalistički studij u ak. g. 2020./2021. <i>Students enrolled on postgraduate specialist studies, 2020/2021 academic year</i>	69
1.1.	Studenti upisani na poslijediplomski specijalistički studij prema sveučilištu, znanstvenim i umjetničkim područjima studija i spolu u ak. g. 2020./2021. <i>Students enrolled on postgraduate specialist studies, by university, scientific and artistic fields of study and sex, 2020/2021 academic year</i>	69
G-5.	Studenti upisani na poslijediplomski specijalistički studij prema znanstvenim i umjetničkim područjima studija u ak. g. 2020./2021. <i>Students enrolled on postgraduate specialist studies, by scientific and artistic fields of study, 2020/2021 academic year</i>	69
G-6.	Studenti upisani na poslijediplomski specijalistički studij prema godinama života i spolu u ak. g. 2020./2021. <i>Students enrolled on postgraduate specialist studies, by age and sex, 2020/2021 academic year</i>	69
1.2.	Studenti upisani na poslijediplomski specijalistički studij prema znanstvenim i umjetničkim područjima i poljima studija, godinama života i spolu u ak. g. 2020./2021. <i>Students enrolled on postgraduate specialist studies, by scientific and artistic fields of study, age and sex, 2020/2021 academic year</i>	70
1.3.	Studenti upisani na poslijediplomski specijalistički studij prema visokom učilištu, znanstvenim i umjetničkim područjima studija i spolu u ak. g. 2020./2021. <i>Students enrolled on postgraduate specialist studies, by institution of higher education, scientific and artistic fields of study and sex, 2020/2021 academic year</i>	71
1.4.	Studenti upisani na poslijediplomski specijalistički studij prema sveučilištu, državi prebivališta i spolu u ak. g. 2020./2021. <i>Students enrolled on postgraduate specialist studies, by university, country of usual residence and sex, 2020/2021 academic year</i>	73
1.5.	Studenti upisani na poslijediplomski specijalistički studij prema državi u kojoj su diplomirali, državljanstvu i spolu u ak. g. 2020./2021. <i>Students enrolled on postgraduate specialist studies, by country of graduation, citizenship and sex, 2020/2021 academic year</i>	73
1.6.	Studenti upisani na poslijediplomski specijalistički studij prema djelatnosti u kojoj obavljaju zanimanje, načinu plaćanja studija i spolu u ak. g. 2020./2021. <i>Students enrolled on postgraduate specialist studies, by activity, way of paying for study and sex, 2020/2021 academic year</i>	74
G-7.	Studenti upisani na poslijediplomski specijalistički studij prema načinu plaćanja studija u ak. g. 2020./2021. <i>Students enrolled on postgraduate specialist studies, by way of paying for study, 2020/2021 academic year</i>	74
1.7.	Studenti upisani na poslijediplomski specijalistički studij prema županiji, gradu/općini stalnog prebivališta i spolu u ak. g. 2020./2021. <i>Students enrolled on postgraduate specialist studies, by county, town/municipality of usual residence and sex, 2020/2021 academic year</i>	75
2.	Studenti upisani na poslijediplomski doktorski studij u ak. g. 2020./2021. <i>Students enrolled on postgraduate doctoral studies, 2020/2021 academic year</i>	78
2.1.	Studenti upisani na poslijediplomski doktorski studij prema sveučilištu, znanstvenim i umjetničkim područjima i spolu u ak. g. 2020./2021. <i>Students enrolled on postgraduate doctoral studies, by university, scientific and artistic fields and sex, 2020/2021 academic year</i>	78
G-8.	Studenti upisani na poslijediplomski doktorski studij prema znanstvenim i umjetničkim područjima studija u ak. g. 2020./2021. <i>Students enrolled on postgraduate doctoral studies, by scientific and artistic fields of study, 2020/2021 academic year</i>	78
2.2.	Studenti upisani na poslijediplomski doktorski studij prema visokom učilištu, znanstvenim i umjetničkim područjima i spolu u ak. g. 2020./2021. <i>Students enrolled on postgraduate doctoral studies, by institution of higher education, scientific and artistic fields and sex, 2020/2021 academic year</i>	79

2.3.	Studenti upisani na poslijediplomski doktorski studij prema znanstvenim i umjetničkim područjima i poljima studija, godinama života te spolu u ak. g. 2020./2021. <i>Students enrolled on postgraduate doctoral studies, by scientific and artistic fields of study, age and sex, 2020/2021 academic year</i> .....	82
G-9.	Studenti upisani na poslijediplomski doktorski studij prema godinama života i spolu u ak. g. 2020./2021. <i>Students enrolled on postgraduate doctoral studies, by age and sex, 2020/2021 academic year</i> .....	83
2.4.	Studenti upisani na poslijediplomski doktorski studij prema državi u kojoj su diplomirali, državljanstvu i spolu u ak. g. 2020./2021. <i>Students enrolled on postgraduate doctoral studies, by country of graduation, citizenship and sex, 2020/2021 academic year</i> .....	84
2.5.	Studenti upisani na poslijediplomski doktorski studij prema sveučilištu, državi prebivališta i spolu u ak. g. 2020./2021. <i>Students enrolled on postgraduate doctoral studies, by university, country of usual residence and sex, 2020/2021 academic year</i> .....	85
2.6.	Studenti upisani na poslijediplomski doktorski studij prema djelatnosti u kojoj obavljaju zanimanje, načinu plaćanja studija i spolu u ak. g. 2020./2021. <i>Students enrolled on postgraduate doctoral studies, by activity, by way of paying for study and sex, 2020/2021 academic year</i> .....	87
G-10.	Studenti upisani na poslijediplomski doktorski studij prema načinu plaćanja studija u ak. g. 2020./2021. <i>Students enrolled on postgraduate doctoral studies, by way of paying for study, 2020/2021 academic year</i> .....	87
2.7.	Studenti upisani na poslijediplomski doktorski studij prema županiji, gradu/općini stalnog prebivališta i spolu u ak. g. 2020./2021. <i>Students enrolled on postgraduate doctoral studies, by county, town/municipality of usual residence and sex, 2020/2021 academic year</i> .....	88
III. STUDENTSKI DOMOVI <i>STUDENTS' BOARDING HOMES</i>		
1.	Studentski domovi i studenti korisnici od ak. g. 2016./2017. do 2020./2021. <i>Students' boarding homes and students beneficiaries, 2016/2017 – 2020/2021 academic years</i> .....	95
2.	Zaposleni u studentskim domovima od ak. g. 2016./2017. do 2020./2021. <i>Persons in employment in students' boarding homes, 2016/2017 – 2020/2021 academic years</i> .....	95
3.	Studentski domovi, studenti korisnici i zaposleni u studentskim domovima u ak. g. 2020./2021. <i>Students' boarding homes, students beneficiaries and persons in employment in students' boarding homes, 2020/2021 academic year</i> .....	95
POPIS VISOKIH UČILIŠTA U AK. G. 2020./2021. <i>LIST OF INSTITUTIONS OF HIGHER EDUCATION, 2020/2021 ACADEMIC YEAR</i> .....		96
OBJAVLJENE PUBLIKACIJE IZ PODRUČJA STATISTIKE VISOKOG OBRAZOVANJA <i>RELEASED PUBLICATIONS ON HIGHER EDUCATION STATISTICS</i> .....		99





## UVOD

Statistička izvješća Državnog zavoda za statistiku publikacije su s opširnim podacima iz različitih područja statističkih istraživanja, a svaka sadržava cjelovit pregled podataka jednoga statističkog istraživanja ili nekoliko njih.

Serijska publikacija Statistička izvješća nastavak je serije Dokumentacije, koja se do 1965. objavljivala povremeno, i to kao Bilteni, Publikacije i Saopćenja. Od 1965. objavljuje se redovito, a od 1997. nosi sadašnje ime.

Statistička izvješća Studenti objavljuju se redovito svake godine, a izrađena su na temelju obrade prijavnih listova za upis studenata na visoka učilišta.

Rezultati istraživanja iz područja statistike visokog obrazovanja objavljuju se u Statističkim informacijama i Priopćenjima.

Statistička izvješća sadržavaju uvod, metodološka objašnjenja, komentar, tablični pregled i grafikone.

Na kraju Statističkih izvješća objavljuje se popis objavljenih publikacija iz obrađenog područja.

## INTRODUCTION

*Statistical reports of the Croatian Bureau of Statistics are publications with detailed data from different areas of statistical surveys, where each of them contains complete data of one or several statistical surveys.*

*The series entitled the Statistical Reports is a continuation of the series under the heading Documentations, which was published periodically as Bulletins, Publications and Releases until 1965. Since 1965, it has been published regularly and, since 1997, it has been published under the present heading.*

*The Statistical Reports entitled Students are published regularly on the annual basis and are done on the basis of the processing of data collected on registration sheets for the enrolment of students on institutions of higher education.*

*Research results from higher education statistics area are published in the Statistical Information and the First Releases.*

*The Statistical Reports contain introduction, notes on methodology, commentary, tables and graphs.*

*At the end of the Statistical Reports, the list of issued publications from surveyed area is published.*

## KRATICE

ak. g. akademska godina  
ISVU Informacijski sustav visokih učilišta  
NN Narodne novine

## ABBREVIATIONS

*ISVU Information System of Higher Education Institutions*  
*NN Narodne novine, official gazette of the Republic of Croatia*

## ZNAKOVI

- nema pojave

## SYMBOLS

- *no occurrence*

## METODOLOŠKA OBJAŠNJENJA

### Izvori i metode prikupljanja podataka

Podaci o upisanim studentima na stručni i sveučilišni studij (dodiplomski, preddiplomski, diplomski i integrirani studij) u ak. g. 2020./2021. rezultat su godišnje statističke obrade Prijavnih listova za upis studenata na stručni i sveučilišni studij (obrazac ŠV-20), koje ispunjavaju studenti pri upisu u zimski semestar. Podaci za veći dio visokih učilišta koja su u sustavu ISVU Sveučilišnoga računskog centra preuzeti su elektroničkim putem.

Podaci o studentima poslijediplomskog studija u ak. g. 2020./2021. rezultat su godišnje statističke obrade Prijavnih listova za studente upisane na poslijediplomski specijalistički studij (obrazac ŠV-30), koje ispunjavaju studenti pri upisu na poslijediplomski specijalistički studij.

Podaci o studentima poslijediplomskoga sveučilišnoga doktorskog studija u ak. g. 2020./2021. rezultat su godišnje statističke obrade Prijavnih listova za studente upisane na poslijediplomski doktorski studij (obrazac ŠV-40), koje ispunjavaju doktorandi pri upisu na poslijediplomski sveučilišni doktorski studij.

Podaci o studentskim domovima u ak. g. 2020./2021. rezultat su statističke obrade Godišnjeg izvještaja učeničkih i studentskih domova (obrazac ŠD), koji se ispunjavaju za studentske domove koji su radili u ak. g. 2020./2021. prema stanju na dan 31. ožujka 2021.

### Obuhvat i usporedivost

Statistička istraživanja o studentima stručnoga i sveučilišnoga dodiplomskoga, preddiplomskoga, diplomskoga, integriranoga, poslijediplomskog studija čiji su rezultati prikazani u ovoj publikaciji provedena su u skladu sa Zakonom o znanstvenoj djelatnosti i visokom obrazovanju (NN, br. 123/03., 198/03., 105/04., 174/04., 02/07., 46/07., 45/09., 63/11., 94/13., 139/13., 101/14., 60/15. i 131/17.).

Statističkim istraživanjem obuhvaćeni su studenti upisani na stručni i sveučilišni studij visokih učilišta u Republici Hrvatskoj prema predbolonjskom programu (sveučilišni dodiplomski studij) i prema bolonjskom programu (kratki stručni, preddiplomski stručni, specijalistički diplomski stručni studij, preddiplomski sveučilišni, diplomski sveučilišni studij te integrirani preddiplomski i diplomski sveučilišni studiji). Podaci su usporedivi s podacima iz prijašnjih godina.

Statističkim istraživanjima o studentima upisanima na poslijediplomске studije obuhvaćeni su studenti na visokim učilištima u Republici Hrvatskoj upisani na poslijediplomski specijalistički studij i poslijediplomski sveučilišni studij – doktorski, prema bolonjskom programu. Podaci su usporedivi s podacima iz prijašnjih godina.

Istraživanje o studentskim domovima obuhvaća studentske domove u Republici Hrvatskoj koji su radili u ak. g. 2020./2021., a podaci su usporedivi s podacima iz prijašnjih godina.

### Definicije i objašnjenja

**Visoka učilišta** jesu sveučilište te fakultet, umjetnička akademija, odjel i institut u njegovu sastavu, veleučilište i visoka škola.

Visoka učilišta mogu biti javna i privatna.

## NOTES ON METHODOLOGY

### Sources and methods of data collection

*Data on students enrolled on institutions of higher education (undergraduate professional study, undergraduate university study, graduate study and integrated study) in the 2020/2021 academic year are the result of the annual statistical processing of data collected on the Registration Sheet for the Enrolment of Students on Professional and University Study (ŠV-20 form), which is filled in by students at the enrolment on the winter semester. The data on most institutions of higher education were obtained via the ISVU system of the University Computing Centre.*

*Data on students of the postgraduate study in the 2020/2021 academic year are the result of the annual statistical processing of data collected on the Registration Sheet for the Enrolment of Students on Specialist Postgraduate Study (ŠV-30 form), which is filled in by students at the enrolment on specialist postgraduate study.*

*Data on students enrolled on doctoral studies in the 2020/2021 academic year are the result of the annual statistical processing of data collected on the Registration Sheet for Doctoral Candidates – Persons in Process of Obtaining Doctorate of Science (ŠV-40 form), which is filled in by doctoral candidates at the enrolment on doctoral study.*

*Data on students' boarding homes in the 2020/2021 academic year are the result of statistical processing of the Annual Report on Pupils' and Students' Boarding Homes (ŠD form), which are filled in for students' boarding homes active in the 2020/2021 academic year according to the situation as on 31 March 2021.*

### Coverage and comparability

*Statistical surveys on students on professional and university undergraduate professional study, undergraduate university study, graduate study, integrated study and postgraduate study, the results of which are presented in this publication, are carried out in line with the Scientific Activity and Higher Education Act (NN, Nos 123/03, 198/03, 105/04, 174/04, 02/07, 46/07, 45/09, 63/11, 94/13, 139/13, 101/14, 60/15 and 131/17).*

*The statistical survey covers all students enrolled on professional and university study according to the pre-Bologna programme (university undergraduate study) as well as students enrolled according to the Bologna programme (professional short-term study, professional undergraduate study, specialist graduate professional study, undergraduate university study, graduate university study and integrated undergraduate and graduate university study). Data are comparable to those from previous years.*

*The statistical survey on students on postgraduate study covers students at institutions of higher education in the Republic of Croatia who enrolled on a postgraduate specialist study and postgraduate university study – doctoral study according to the Bologna programme. Data are comparable to those from previous years.*

*The statistical survey on students' boarding homes includes students' boarding homes in the Republic of Croatia that operated in the 2020/2021 academic year and data are comparable to those from previous years.*

### Definitions and explanations

**Institutions of higher education** are universities as well as faculties, art academies, departments and institutes as their component part, polytechnics and schools of professional higher education.

*Institutions of higher education can be public and private.*

**Sveučilište** je ustanova koja osniva i provodi sveučilišne studije u najmanje dva znanstvena ili umjetnička područja u većem broju polja te interdisciplinarne studije kao autonomni i integrirani proces neposredno ili preko svojih fakulteta, umjetničkih akademija i odjela.

Sastavnice sveučilišta jesu fakulteti, umjetničke akademije, odjeli i instituti te druge sastavnice u skladu sa zakonom. Sveučilište i njegove sastavnice mogu izvoditi i stručne studije.

**Fakultet** je visoko učilište koje kao sastavnica sveučilišta ustrojava i izvodi sveučilišne studije te razvija znanstveni i stručni rad u jednome ili više znanstvenih i stručnih polja, a može izvoditi i stručne studije.

**Umjetnička akademija** jest visoko učilište koje kao sastavnica sveučilišta ustrojava i izvodi sveučilišne umjetničke studije te razvija vrhunsko stvaralaštvo i znanstvenoistraživačku djelatnost u području umjetnosti, a može izvoditi i stručne studije.

**Sveučilišni odjel** osniva se kao sastavnica sveučilišta koja sudjeluje u izvedbi studijskih programa te razvija znanstveni, umjetnički i stručni rad u jednome znanstvenom polju ili interdisciplinarnome znanstvenom području te sudjeluje u izvedbi studija.

**Veleučilište i visoka škola** jesu ustanove koje ustrojavaju i izvode stručne studije. Veleučilište je visoka škola koja izvodi barem tri različita studija iz barem tri različita polja i ne može imati visoke škole kao sastavnice. Visoke škole koje imaju dopusnicu Ministarstva znanosti i obrazovanja mogu iznimno provoditi i sveučilišni studij.

**Stručni studij** pruža studentima primjerenu razinu znanja i vještina koje omogućuju obavljanje stručnih zanimanja i osposobljava ih za neposredno uključivanje u radni proces. Stručni studiji provode se na visokoj školi ili veleučilištu, a mogu se provoditi i na sveučilištu.

**Sveučilišni studij** osposobljava studente za obavljanje poslova u znanosti i visokom obrazovanju, u poslovnom svijetu, javnom sektoru i društvu općenito te ih osposobljava za razvoj i primjenu znanstvenih i stručnih dostignuća.

**Sveučilišno obrazovanje** obuhvaća sljedeće tri razine: preddiplomski studij, diplomski studij i poslijediplomski studij.

Sveučilišni studiji ustrojavaju se i izvode na sveučilištu. Diplomski i poslijediplomski studiji mogu se izvoditi i u suradnji sa znanstvenim institutima.

**Akademski godina** počinje 1. listopada tekuće, a završava 30. rujna sljedeće kalendarske godine.

**Interdisciplinarni studijski programi** izvode se iz više različitih znanstvenih područja. U izvođenju studija surađuje više visokih učilišta ili znanstvenih instituta.

**Poslijediplomski specijalistički studij** traje od jedne do dvije godine.

**Poslijediplomski sveučilišni studij – doktorski** može se upisati nakon završetka diplomskoga sveučilišnog studija i traje po pravilu tri godine.

**Studijski programi** klasificiraju se prema Pravilniku o znanstvenim i umjetničkim područjima, poljima i granama (NN, br. 118/09., 82/12., 32/13. i 34/16.).

**University** is an institution of higher education that establishes and conducts university and interdisciplinary studies in at least two areas of scientific or artistic activity in a number of fields, as an autonomous and integrated process, indirectly or through its faculties, art academies and departments.

University comprises the following: faculties, art academies, departments and institutes, and other units according to law. Professional courses can also be taught at universities and their units.

**Faculty** is an institution of higher education, a component part of a university, where university studies are organised and conducted, and where scientific and professional work in one or more scientific or professional fields are developed. Professional studies can also be conducted there.

**Art academy** is an institution of higher education, a component part of a university, where artistic studies are organised and conducted and where top artistic endeavours and scientific activity in the field of art are nourished. Professional studies can also be conducted there.

**University department** is a component part of a university, where university courses are taught and where scientific, artistic or professional work in a particular field of science or an interdisciplinary area is developed.

**Polytechnic and school of professional higher education** are institutions that establish and conduct professional courses. Polytechnic is a school of higher education that conducts at least three different courses in at least three different fields and cannot have schools of professional higher education as its component parts. Schools of higher education who are holders of the accreditation of the Ministry of Science and Education are exceptionally allowed to perform university studies.

**Professional study** provides students with an adequate level of knowledge and skills that enable performance of professional occupations and prepares them for direct entry into labour market. Professional studies are conducted at schools of professional higher education or at polytechnics, but can also be conducted at universities.

**University study** prepares students for performing work in science and higher education, in business, public sector and society in general as well as for developing and applying of scientific and professional findings.

**University education** comprises the following three levels: undergraduate study, graduate study and postgraduate study.

University studies are organised and conducted at universities. Graduate and postgraduate studies may also be conducted in cooperation with scientific institutes.

**Academic year** starts on 1 October of a current year and ends on 30 September of the following calendar year.

**Interdisciplinary study programmes** are conducted in various scientific fields. These are conducted in cooperation with a number of institutions of higher education or scientific institutes.

**Postgraduate specialist study** lasts for one to two years.

**Postgraduate university study** can be enrolled upon the completion of a graduate university study and lasts for at least three years.

**Study programmes** are classified according to the Rule Book of Scientific and Artistic Fields (NN, Nos 118/09, 82/12, 32/13 and 34/16).

**Studentski dom** osigurava smještaj studentima visokih učilišta za vrijeme studija. Osim smještaja, studentima može biti osigurana i prehrana.

Zaposleni u studentskim domovima u tablicama su razvrstani prema stručnosti na sljedeći način: ravnatelj doma razvrstan je prema svom zvanju, a tajnik je razvrstan u administrativno osoblje.

Stručni odgojitelji jesu osobe koje su završile visoko učilište za obrazovanje nastavnika.

Stručno zdravstveno osoblje jesu osobe koje su završile srednju medicinsku školu ili medicinski studij na visokim učilištima.

Ostalo stručno osoblje jesu pedagog, psiholog, defektolog, socijalni radnik i drugi.

Ostalim osobljem smatraju se spremačice, kuharice, vozači i ostalo osoblje koje nije obuhvaćeno navedenim kategorijama.

## Teritorijalni ustroj

Podaci po županijama prikazani su prema Zakonu o područjima županija, gradova i općina u Republici Hrvatskoj (NN, br. 86/06., 125/06., 16/07., 46/10., 145/10., 37/13., 44/13., 45/13. i 110/15.) sa stanjem na dan 31. prosinca 2019.

## KOMENTAR

### I. DODIPLOMSKI, PREDDIPLOMSKI I DIPLOMSKI, INTEGRIRANI STUDIJI

U zimskom semestru ak. g. 2020./2021. na visoka učilišta Republike Hrvatske u sve godine studija bilo je upisano ukupno 155 627 studenata. Studentica je bilo 89 187, što je iznosilo 57,3%.

Od ukupnog broja studenata, u sastavu sveučilišta bilo je upisano 82,9% studenata. Na Sveučilištu u Zagrebu bilo je upisano 39,1% studenata, na Sveučilištu u Splitu 11,6%, na Sveučilištu u Rijeci 9,7%, na Sveučilištu u Osijeku 9,0%, na Sveučilištu u Zadru 3,2%, na Sveučilištu Sjever, Koprivnica 2,7%, na Sveučilištu u Puli – Pola 2,1%, na Libertas međunarodnom sveučilištu, Zagreb 1,6%, na Sveučilištu u Slavanskom Brodu 1,4%, na Sveučilištu u Dubrovniku 0,9%, a na Hrvatskome katoličkom sveučilištu, Zagreb i Sveučilištu Vern, po 0,8%. Izvan sveučilišta bilo je upisano 17,1% studenata.

Prema znanstvenim i umjetničkim područjima na koja se odnose studijski programi, najviše je bilo zastupljeno područje društvenih znanosti (43,3%), slijedilo je područje tehničkih znanosti (25,9%), područje biomedicine i zdravstva (12,0%), područje humanističkih znanosti (6,5%), područje biotehničkih znanosti (4,7%), područje prirodnih znanosti (3,9%), umjetničko područje (2,0%) te interdisciplinarna područja znanosti (1,7%).

Od ukupnog broja studenata upisanih na visoka učilišta u Republici Hrvatskoj, na fakultete ih je bilo upisano 81,2%, na veleučilišta 13,0%, a na visoke škole 4,1%, dok ih je na umjetničkim akademijama bilo upisano 1,7%.

Na redoviti studij bilo je upisano 72,4% studenata, a na izvanredni studij 27,6%. Najviše redovitih studenata bilo je upisano na fakultete, i to 86,2% (9,0% na preddiplomski stručni, a 77,2% na sveučilišni studij), na veleučilišta (8,2%), na visoke škole (3,3%) i na umjetničke akademije (2,3%).

**Students' boarding homes** are institutions that provide accommodation for students during their study. Besides accommodation, meals can be provided as well.

Persons in employment in students' boarding homes are classified according to professional attainment in the following way: a headmaster of a boarding home is classified according to his/her vocation, while a secretary is classified in administrative staff.

Professional educators are persons who graduated from a teachers' school of professional higher education.

Professional medical staff consists of persons who graduated from an upper secondary medical school or completed a medical study at institutions of higher education.

Other professional staffs are a pedagogue, psychologist, special education teacher, social worker and others.

Other staffs are cleaners, cooks, drivers and others not included in the stated categories.

## Territorial constitution

Data by counties are shown according to the Act on the Territories of Counties, Towns and Municipalities in the Republic of Croatia (NN, Nos 86/06, 125/06, 16/07, 46/10, 145/10, 37/13, 44/13, 45/13 and 110/15) with the situation as on 31 December 2019.

## COMMENTARY

### I. UNDERGRADUATE PROFESSIONAL STUDY, UNDERGRADUATE UNIVERSITY STUDY AND GRADUATE UNIVERSITY STUDY, INTEGRATED STUDY

In the winter semester of the 2020/2021 academic year, the total of 155 627 students enrolled on institutions of higher education. The share of female students was 89 187 (57.3%).

Out of the total number, there were 82.9% of students enrolled on universities' constituents. In particular, 39.1% of students were enrolled on the University of Zagreb, 11.6% on the University of Split, 9.7% on the University of Rijeka, 9.0% on the University of Osijek, 3.2% on the University of Zadar, 2.7% on the University North, Koprivnica, 2.1% on the University of Pula – Pola, 1.6% on the Libertas International University, Zagreb, 1.4% on the University of Slavonski Brod, 0.9% on the University of Dubrovnik and 0.8% at the Croatian Catholic University, Zagreb, and the Vern University. There were 17.1% students enrolled out of universities.

Regarding the scientific and artistic fields of studies, the most often chosen was the field of Social sciences (43.3%), followed by Engineering (25.9%), Biomedicine and health (12.0%), Humanities (6.5%), Biotechnical sciences (4.7%), Natural sciences (3.9%), Artistic field (2.0%) and Interdisciplinary fields of science (1.7%).

Out of the total number of students enrolled on institutions of higher education in the Republic of Croatia, 81.2% were enrolled on faculties, 13.0% on polytechnics, 4.1% on schools of professional higher education and 1.7% on art academies.

There were 72.4% of full-time and 27.6% of part-time students enrolled. The most full-time students were enrolled at faculties, as much as 86.2% of them (9.0% on undergraduate professional study and 77.2% on university study), 8.2% at polytechnics, 3.3% at schools of professional higher education and 2.3% at art academies.

U zimskom semestru ak. g. 2020./2021., od ukupnog broja studenata, 0,1% još je studiralo prema predbolonjskom programu. Prema bolonjskom programu studiralo je 99,9% studenata (na kratki stručni studij bilo je upisano manje od 0,1% studenata, na preddiplomski stručni studij 25,2% studenata, na specijalistički diplomski stručni studij 4,8% studenata, na preddiplomski sveučilišni studij 33,8% studenata, na diplomski sveučilišni studij 18,8% studenata te na integrirani preddiplomski i diplomski studij 17,2% studenata).

Od ukupnog broja studenata na prvoj godini, studiralo je 55 038 studenata (35,4%), od kojih je 15,7% ponovno upisalo prvu godinu. U prvu godinu studija na kratki stručni studij bilo je upisano manje od 0,1% studenata, na preddiplomski stručni studij 24,1%, na specijalistički diplomski stručni studij 5,3%, na sveučilišni preddiplomski studij 35,6%, na sveučilišni diplomski studij 23,6% te na sveučilišni dodiplomski i integrirani preddiplomski i diplomski studij 11,3%.

Prema prebivalištu, 95,9% studenata imalo je prebivalište u Republici Hrvatskoj, a 3,0% izvan nje. Prebivalište je bilo nepoznato za 1,1% studenata.

Prema državljanstvu, od ukupnog broja studenata, 98,6% bili su državljani Republike Hrvatske, a 1,4% imalo je strano državljanstvo.

## II. POSLIJEDIPLOMSKI STUDIJ

### Studenti poslijediplomskoga specijalističkog studija

U ak. g. 2020./2021. na poslijediplomski specijalistički studij bila su upisana 1 463 studenta. U odnosu na ukupan broj studenata, bile su upisane 972 žene (66,4%).

Od ukupnog broja studenata, na Sveučilištu u Zagrebu upisano ih je 73,0%, na Sveučilištu u Osijeku 8,1%, na Sveučilištu u Rijeci 7,9%, na Sveučilištu u Splitu 5,2%, na Sveučilištu Sjever, Koprivnica 2,9%, na Sveučilištu u Zadru 1,2%, na Libertas međunarodnom Sveučilištu, Zagreb 0,9%, a na Sveučilištu u Slavanskom Brodu 0,8%.

Prema znanstvenim i umjetničkim područjima na koja se odnose studiji, najviše je zastupljeno područje društvenih znanosti (45,0%), slijedi područje biomedicine i zdravstva (42,2%), interdisciplinarna područja znanosti (5,9%), područje tehničkih znanosti (3,5%), umjetničko područje (1,7%), područje prirodnih znanosti (0,9%) i područje biotehničkih znanosti (0,8%).

Promatrajući dobnu strukturu u petogodišnjim dobnim skupinama, najviše studenata bilo je u skupini 30 – 34 godine (32,3%), a najmanje u skupini do 24 godine (1,5%). U skupini 25 – 29 godina bilo je 25,2%, u skupini 35 – 39 godina 17,0%, u skupini 40 – 44 godine 11,1%, u skupini 45 – 49 godina 7,9%, u skupini 50 – 54 godine 3,4% i u skupini 55 i više godina bilo je 1,6% studenata.

Prema prebivalištu, 97,7% studenata imalo je prebivalište u Republici Hrvatskoj, a 2,3% izvan nje.

Prema državljanstvu, od ukupnog broja studenata, 98,1% bili su državljani Republike Hrvatske, a 1,9% imalo je strano državljanstvo. Od hrvatskih državljana, 95,1% prethodno je diplomiralo u Republici Hrvatskoj, a 4,9% izvan nje.

*In the winter semester of the 2020/2021 academic year, 0.1% out of the total number of students still followed the pre-Bologna programme in their studies, while 99.9% followed the Bologna programme (less than 0.1% of students were enrolled on a professional short-term study, 25.2% on an undergraduate professional study, 4.8% on a specialist graduate professional study, 33.8% on an undergraduate university study, 18.8% on a graduate university study and 17.2% of them on an integrated undergraduate and graduate study).*

*Out of the total number of students, 55 038 (35.4%) of them enrolled on the first year, out of which 15.7% were repeaters. There were less than 0.1% of first-year students enrolled on professional short-term study, 24.1% on undergraduate professional study, 5.3% on specialist graduate professional study, 35.6% on undergraduate university study, 23.6% on graduate university study and 11.3% on undergraduate university and integrated undergraduate and graduate study.*

*By country of usual residence, 95.9% of students were the residents of the Republic of Croatia and 3.0% were the residents of other countries. The residence was unknown for 1.1% of students.*

*By citizenship, out of the total number of students, 98.6% of them were citizens of the Republic of Croatia and 1.4% were foreign citizens.*

## II. POSTGRADUATE STUDY

### Students on postgraduate specialist study

*In the 2020/2021 academic year, the total of 1 463 students were enrolled on postgraduate specialist studies. The share of women was 972 (66.4%).*

*Out of the total number of students, 73.0% were enrolled at the University of Zagreb, 8.1% at the University of Osijek, 7.9% at the University of Rijeka, 5.2% at the University of Split, 2.9% at the University North, Koprivnica, 1.2% at the University of Zadar, 0.9% at the Libertas International University, Zagreb, and 0.8% at the University of Slavonski Brod.*

*Regarding the scientific and artistic fields of studies, the most often chosen was the field of Social sciences (45.0%), followed by Biomedicine and health (42.2%), Interdisciplinary fields of science (5.9%), Engineering (3.5%), Artistic field (1.7%), Natural sciences (0.9%) and Biotechnical sciences (0.8%).*

*According to five-year age groups, the largest number of students was classified in the 30 – 34 age group (32.3%) and the smallest one in the under-24 age group (1.5%). There were 25.2% of students in the 25 – 29 age group, 17.0% in the 35 – 39 age group, 11.1% in the 40 – 44 age group, 7.9% in the 45 – 49 age group, 3.4% in the 50 – 54 age group and 1.6% in the 55-and-over age group.*

*By place of usual residence, 97.7% of students were residents of the Republic of Croatia and 2.3% were residents of other countries.*

*By citizenship, out of the total number of students, 98.1% were the citizens of the Republic of Croatia and 1.9% of foreign countries. Out of the total number of Croatian citizens, 95.1% had previously graduated in the Republic of Croatia and 4.9% in other countries.*

Od ukupnog broja studenata, zaposlenih je bilo 97,0%, a nezaposlenih 3,0%. Od svih zaposlenih studenata, najveći je broj bio u području djelatnosti zdravstvene zaštite i socijalne skrbi (45,7%), u području javne uprave i obrane; obveznoga socijalnog osiguranja (13,5%), u području stručnih, znanstvenih i tehničkih djelatnosti (9,0%), u području obrazovanja (7,8%), u području trgovine na veliko i na malo; popravka motornih vozila i motocikla (4,9%), u području financijskih djelatnosti i djelatnosti osiguranja (4,6%), u području prerađivačke industrije (2,1%), u području djelatnosti informacija i komunikacija (1,8%), a svim ostalim područjima djelatnosti pripadalo ih je 10,6%.

Poslodavac je platio studij za 54,7% studenata, 44,4% studenata osobno je platilo studij, a 0,9% pripadalo je kategoriji Ostalo.

## Studenti poslijediplomskoga doktorskog studija

U ak. g. 2020./2021. poslijediplomski doktorski studij upisalo je 3 987 doktoranada, a od toga 2 229 žena, što je iznosilo 55,9%.

Najviše doktoranada bilo je upisano na doktorski studij na Sveučilištu u Zagrebu, i to 61,5%, na Sveučilištu u Rijeci bilo ih je upisano 13,5%, na Sveučilištu u Osijeku 9,1%, na Sveučilištu u Splitu 7,9%, na Sveučilištu u Zadru 3,7%, na Hrvatskome katoličkom sveučilištu, Zagreb 2,1%, na Sveučilištu Sjever, Koprivnica 1,3%, na Sveučilištu u Slavanskom Brodu 0,5%, dok je najmanje doktoranada bilo upisano na Sveučilištu u Dubrovniku, i to 0,4%.

Promatrajući dobnu strukturu u petogodišnjim dobnim skupinama, najviše je doktoranada u skupini 25 – 29 godina (39,4%), a najmanje u skupini 55 i više godina (1,8%). U skupini 30 – 34 godine ima 22,0% doktoranada, u skupini 35 – 39 godina 13,0%, u skupini 40 – 44 godine 9,1%, u skupini 45 – 49 godina 6,7%, u skupini do 24 godine 4,1%, a u skupini 50 – 54 godine ima 3,9% doktoranada.

Promatrajući znanstvena područja na koja se odnose studiji, najviše doktoranada upisalo je doktorski studij iz područja tehničkih znanosti (21,1%), slijedi područje društvenih znanosti (21,0%), područje prirodnih znanosti kao i područje biomedicine i zdravstva (po 18,3%), područje humanističkih znanosti (9,1%), područje biotehničkih znanosti (6,5%) i interdisciplinarna područja znanosti (5,7%).

Prema prebivalištu, 94,7% doktoranada ima prebivalište u Republici Hrvatskoj, a 5,3% izvan nje, od kojih su najzastupljeniji državljani Bosne i Hercegovine te Kosova, a uglavnom su upisali doktorski studij na Sveučilištu u Zagrebu. Prema državljanstvu, od ukupnog broja doktoranada, 96,1% jesu državljani Republike Hrvatske, a 3,9% ih ima strano državljanstvo. Od svih doktoranada hrvatskih državljana, 96,8% ih je prethodno diplomiralo u Republici Hrvatskoj, a 3,2% izvan nje.

Zaposlenih je doktoranada 96,7%, a 3,3% ih je nezaposleno. Od svih zaposlenih doktoranada najviše ih je zaposleno u području obrazovanja, i to 41,0%. U području djelatnosti zdravstvene zaštite i socijalne skrbi zaposleno ih je 18,6%, u području stručnih, znanstvenih i tehničkih djelatnosti 18,4%, u području javne uprave i obrane, obveznoga socijalnog osiguranja 6,1%, u području ostale uslužne djelatnosti 2,4%, u području prerađivačke industrije 2,2%, u području informacija i komunikacija 2,1%, u području umjetnosti, zabave i rekreacije 1,7%, dok 7,5% zaposlenih pripada ostalim djelatnostima.

*Out of the total number of students, 97.0% were employed and 3.0% unemployed. Out of the total number of employed students, the largest number were employed in Human health and social work activities (45.7%), in Public administration and defence; compulsory social security (13.5%), in Professional, scientific and technical activities (9.0%), in Education (7.8%), in Wholesale and retail trade; repair of motor vehicles and motorcycles (4.9%), in Financial and insurance activities (4.6%), in Manufacturing activities (2.1%), in Information and communications activities (1.8%), while in all other activities they accounted for 10.6%.*

*Employers paid the costs of studies for 54.7% of students, 44.4% of students paid for the study themselves, while 0.9% were classified in the category Other.*

## Students on postgraduate doctoral study

*In the 2020/2021 academic year, 3 987 students enrolled on postgraduate doctoral studies. The share of women was 2 229, which accounted for 55.9%.*

*The highest number of doctoral candidates was enrolled at the University of Zagreb, 61.5%, followed by 13.5% enrolled at the University of Rijeka, 9.1% at the University of Osijek, 7.9% at the University of Split, 3.7% at the University of Zadar, 2.1% at the Catholic University of Croatia, Zagreb, 1.3% at the University North, Koprivnica, and 0.5% at the University of Slavonski Brod, while the lowest number of doctoral candidates was enrolled at the University of Dubrovnik, 0.4%.*

*Regarding age, the largest number of all doctoral candidates was classified in the 25 – 29 age group (39.4%) and the smallest one in the 55-and-over age group (1.8%). There were 22.0% of doctoral candidates in the 30 – 34 age group, 13.0% in the 35 – 39 age group, 9.1% in the 40 – 44 age group, 6.7% in the 45 – 49 age group, 4.1% in the under-24 age group, and, finally, 3.9% in the 50 – 54 age group.*

*According to the scientific field of studies, the most often chosen field was Engineering (21.1%), followed by Social sciences (21.0%), Natural sciences and Biomedicine and health (18.3% each), Humanities (9.1%), Biotechnical sciences (6.5%) and Interdisciplinary fields of science (5.7%).*

*By the country of usual residence, 94.7% of doctoral candidates were the residents of the Republic of Croatia and 5.3% were the residents of other countries, among which the most represented were the residents of Bosnia and Herzegovina and Kosovo, who mostly enrolled on doctoral studies at the University of Zagreb. By citizenship, out of the total number of doctoral candidates, 96.1% of them were the citizens of the Republic of Croatia, while 3.9% were foreign citizens. Out of the total number of doctoral candidates who were the citizens of the Republic of Croatia, 96.8% had previously graduated in the Republic of Croatia and 3.2% in other countries.*

*Out of the total number of doctoral candidates, 96.7% of them were employed and 3.3% were unemployed. By activities, the largest number of doctoral candidates were employed in Education, as much as 41.0%, followed by those employed in Health and social welfare, 18.6%, in Professional, scientific and technical activities, 18.4%, in Public administration and defence; compulsory social security, 6.1%, in Other service activities, 2.4%, in Manufacturing, 2.2%, in Information and communication, 2.1%, in Arts, entertainment and recreation, 1.7%, while 7.5% of employed doctoral candidates were employed in other activities.*

Od ukupnog broja doktoranada, 45,6% sami su platili doktorski studij. Za 38,1% doktoranada troškove studija platio je poslodavac, za 13,2% doktoranada studij je financiran iz državnog proračuna, a za 3,1% način plaćanja studija pripada kategoriji Ostalo.

### III. STUDENTSKI DOMOVI

U ak. g. 2020./2021. radila su je 24 studentska doma.

U studentskim domovima u ak. g. 2020./2021. bilo je smješteno 12 467 studenata, dok je broj studenata koji nisu primljeni zbog popunjenoga kapaciteta bio 4 438. Udio studentica korisnica studentskih domova bio je 60,5%.

U ak. g. 2020./2021. u studentskim domovima bilo je 327 zaposlenika. Udio žena bio je 68,8%.

*Out of the total number of doctoral candidates, 45.6% of them paid their doctoral study themselves, 38.1% were supported by the employer, 13.2% were supported from the State Budget and 3.1% belonged to the category Other.*

### III STUDENTS' BOARDING HOMES

*In the 2020/2021 academic year, there were 24 active students' boarding homes.*

*In the 2020/2021 academic year, there were 12 467 students accommodated in students' boarding homes, while the number of students who were not admitted due to full capacity amounted to 4 438. The share of female students was 60.5%.*

*In the 2020/2021 academic year, 327 persons were employed in the students' boarding homes. The share of women was 68.8%.*



**I. DODIPLOMSKI, PREDDIPLOMSKI I DIPLOMSKI STUDIJ**  
*UNDERGRADUATE PROFESSIONAL STUDY, UNDERGRADUATE*  
*UNIVERSITY STUDY AND GRADUATE UNIVERSITY STUDY*



**1. UPISANI STUDENTI PREMA VISOKIM UČILIŠTIMA OD AK. G. 2016./2017. DO 2020./2021.**
**STUDENTS ENROLLED, BY INSTITUTIONS OF HIGHER EDUCATION, 2016/2017 – 2020/2021 ACADEMIC YEARS**

	2016./2017.		2017./2018.		2018./2019.		2019./2020.		2020./2021.		
	ukupno Total	1. godina 1st year	ukupno Total	1. godina 1st year	ukupno Total	1. godina 1st year	ukupno Total	1. godina 1st year	ukupno Total	1. godina 1st year	
Visoka učilišta	160 361	61 226	159 638	60 342	158 955	59 060	156 325	56 946	155 627	55 038	<i>Institutions of higher education</i>
Visoke škole	7 674	2 879	6 649	2 285	6 959	2 470	6 605	2 233	6 418	2 195	<i>Schools of professional higher education</i>
Visoka tehnička škola, Bjelovar	704	297	-	-	-	-	-	-	-	-	<i>Faculty of Polytechnic, Bjelovar</i>
Politehnika Pula – Visoka tehničko-poslovna škola, Pula – Pola	212	102	186	94	205	81	-	-	-	-	<i>Accredited Technical College – Polytechnic Studies, Pula – Pola</i>
Visoko učilište Algebra – Visoka škola za primijenjeno računalstvo, Zagreb	737	355	946	465	1 161	503	1 310	578	1 446	590	<i>University College for Applied Computer Engineering, Zagreb</i>
Visoka škola za sigurnost, Zagreb	324	94	139	-	-	-	-	-	-	-	<i>School of Professional Higher Education in Safety, Zagreb</i>
Visoka škola menadžmenta i sigurnosti Securus, Pula	-	-	-	-	59	18	61	-	23	-	<i>College of Management and Security Securus, Pula</i>
Visoko gospodarsko učilište u Križevcima	536	215	460	142	392	99	396	99	381	119	<i>School of Professional Higher Education in Agriculture, Križevci</i>
Visoka škola Ivanić Grad, Ivanić Grad	-	-	-	-	40	40	76	40	111	40	<i>College Ivanić Grad, Ivanić Grad</i>
RIT Croatia, Dubrovnik	519	175	600	148	680	163	854	212	811	205	<i>RIT Croatia, Dubrovnik</i>
Zagrebačka škola ekonomije i menadžmenta, Zagreb	685	243	569	192	766	251	619	200	465	154	<i>Zagreb School of Economics and Management, Zagreb</i>
Visoka škola tržišnih komunikacija Agora, Zagreb <sup>1)</sup>	44	4	37	12	-	-	-	-	-	-	<i>College of Market Communications Agora, Zagreb<sup>1)</sup></i>
RRiF Visoka škola za financijski menadžment, Zagreb	211	71	158	50	147	55	146	41	105	43	<i>RRiF School of Professional Higher Education for Financial Management, Zagreb</i>
Visoka škola za informacijske tehnologije, Zagreb	551	170	392	37	543	140	468	107	453	75	<i>College of Information Technology, Zagreb</i>
Visoka poslovna škola Zagreb, Zagreb	376	153	410	164	-	-	-	-	-	-	<i>Business School of Professional Higher Education Zagreb, Zagreb</i>
Visoka škola za menadžment u turizmu i informatici, Virovitica	403	176	416	175	418	200	381	169	372	168	<i>School of Professional Higher Education for Management in Tourism and Informatics, Virovitica</i>
Visoka poslovna škola Minerva, Dugopolje	66	8	52	-	37	-	-	-	-	-	<i>Minerva Business College, Dugopolje</i>
Visoka škola za ekonomiju, poduzetništvo i upravljanje Nikola Šubić Zrinski, Zagreb <sup>2)</sup>	254	107	232	124	245	79	255	75	-	-	<i>College of Economics, Entrepreneurship and Management Nikola Šubić Zrinski, Zagreb<sup>2)</sup></i>
Visoka škola za menadžment i dizajn Aspira, Split	240	133	306	144	478	253	520	213	635	274	<i>College of Management and Design Aspira, Split</i>
Visoka škola međunarodnih odnosa i diplomacije Dag Hammarskjöld, Zagreb <sup>3)</sup>	142	49	133	50	133	67	12	-	-	-	<i>University College of International Relations and Diplomacy Dag Hammarskjöld, Zagreb<sup>3)</sup></i>
Visoko učilište Effectus – Visoka škola za financije i pravo, Zagreb	596	125	580	126	580	129	542	142	437	135	<i>Effectus, School of Professional Higher Education in Finances and Law, Zagreb</i>

1) Od 2018./2019. u sastavu Visokog učilišta Algebra – Visoke škole za primijenjeno računalstvo, Zagreb

2) Od 2019. u sastavu Europske poslovne škole, Zagreb

3) Od 2019. u sastavu Sveučilišta Libertas

1) Since 2018/2019, joined the Algebra University College for Applied Computer Engineering, Zagreb.

2) Since 2019, joined the European Business School, Zagreb.

3) Since 2019, joined the Libertas International University, Zagreb.

**1. UPISANI STUDENTI PREMA VISOKIM UČILIŠTIMA OD AK. G. 2016./2017. DO 2020./2021.**
**STUDENTS ENROLLED, BY INSTITUTIONS OF HIGHER EDUCATION, 2016/2017 – 2020/2021 ACADEMIC YEARS**

 (nastavak)  
 (continued)

	2016./2017.		2017./2018.		2018./2019.		2019./2020.		2020./2021.		
	ukupno Total	1. godina 1 <sup>st</sup> year	ukupno Total	1. godina 1 <sup>st</sup> year	ukupno Total	1. godina 1 <sup>st</sup> year	ukupno Total	1. godina 1 <sup>st</sup> year	ukupno Total	1. godina 1 <sup>st</sup> year	
Visoka škola za inspekcijski i kadrovski menadžment u pomorstvu, Split	133	32	116	23	101	22	91	14	80	17	College of Inspection and Personnel Maritime Management, Split
Visoka poslovna škola Par, Rijeka	81	28	88	35	90	36	102	52	120	58	Business School Par, Rijeka
Edward Bernays Visoka škola za komunikacijski menadžment, Zagreb	292	101	253	84	347	145	284	121	338	145	Edward Bernays College of Communication Management, Zagreb
Europska poslovna škola, Zagreb	1	1	-	-	-	-	-	-	200	20	European Business School, Zagreb
Visoka policijska škola, Zagreb	487	197	501	196	514	183	454	156	395	133	Police Academy, Zagreb
Adventističko teološko visoko učilište, Maruševac	8	2	9	3	6	1	11	5	16	5	Adriatic Union College, Maruševac
Visoko evanđeosko teološko učilište, Osijek	5	-	2	-	17	5	23	9	30	14	Evangelical Theological Seminary, Osijek
Teološki fakultet Matija Vlačić Ilirik, Zagreb – evangelički <sup>4)</sup>	67	41	64	21	-	-	-	-	-	-	Faculty of Theology Matija Vlačić Ilirik, Zagreb – Evangelic <sup>4)</sup>
<b>Veleučilišta</b>	<b>21 757</b>	<b>8 569</b>	<b>21 931</b>	<b>8 513</b>	<b>22 249</b>	<b>7 717</b>	<b>23 496</b>	<b>8 417</b>	<b>20 196</b>	<b>6 943</b>	<b>Polytechnics</b>
Veleučilište u Bjelovaru <sup>5)</sup>	-	-	742	314	736	258	780	282	812	279	Bjelovar University of Applied Sciences <sup>5)</sup>
Međimursko veleučilište u Čakovcu	1 044	320	1 010	302	910	214	775	216	681	204	Polytechnic of Međimurje in Čakovec
Veleučilište Nikola Tesla u Gospiću	488	156	409	126	330	93	264	63	235	71	Polytechnic Nikola Tesla in Gospić
Veleučilište u Karlovcu	1 708	878	1 543	630	1 366	672	2 226	468	2 013	412	Polytechnic in Karlovac
Veleučilište Marko Marulić u Kninu	414	231	375	185	289	100	279	115	288	139	Polytechnic Marko Marulić in Knin
Veleučilište Hrvatsko zagorje u Krapini	143	56	134	38	125	32	176	101	232	94	Polytechnic Hrvatsko Zagorje in Krapina
Veleučilište u Požezi	1 146	300	993	227	892	190	834	197	805	223	Polytechnic in Požega
Istarsko veleučilište u Puli – Pola <sup>6)</sup>	-	-	-	-	-	-	106	22	84	30	Istrian University of Applied Sciences in Pula – Pola <sup>6)</sup>
Veleučilište u Rijeci	2 146	761	1 939	700	1 798	634	1 745	571	1 628	541	Polytechnic in Rijeka
Veleučilište u Slavonskom Brodu <sup>7)</sup>	1 019	409	1 020	453	1 043	414	989	363	-	-	Polytechnic in Slavonski Brod <sup>7)</sup>
Veleučilište u Šibeniku	1 026	465	1 004	455	812	358	737	317	712	307	Polytechnic in Šibenik
Veleučilište u Velikoj Gorici	1 740	684	1 810	761	1 734	544	1 613	555	1 026	579	Polytechnic in Velika Gorica
Veleučilište Lavoslav Ružička u Vukovaru	923	352	948	307	853	267	852	322	903	334	Polytechnic Lavoslav Ružička in Vukovar
Tehničko veleučilište u Zagrebu	3 818	1 570	3 647	1 512	3 895	1 548	4 184	1 794	4 332	1 780	Technical Polytechnic in Zagreb
Zdravstveno veleučilište u Zagrebu	2 891	1 190	3 200	1 459	4 212	1 327	4 215	1 416	4 270	1 221	University of Applied Health Studies in Zagreb
Veleučilište Vern u Zagrebu <sup>8)</sup>	1 707	593	1 661	447	1 468	459	1 396	479	-	-	Vern University of Applied Sciences in Zagreb <sup>8)</sup>

4) Provodi sveučilišni studij.

5) Do 2016./2017. pod nazivom Visoka tehnička škola, Bjelovar

6) Do 2018./2019. pod nazivom Politehnika Pula – Visoka tehničko-poslovna škola, Pula – Pola

7) Od 2019. u sastavu Sveučilišta u Slavonskom Brodu

8) Od 2019. u sastavu Sveučilišta Vern

4) University study is organised.

5) Until 2016/2017, the Faculty of Polytechnic, Bjelovar.

6) Until 2018/2019 the Accredited Technical College – Polytechnic Studies Pula – Pola.

7) Since 2019, joined the University of Slavonski Brod.

8) Since 2019, joined the Vern University.

**1. UPISANI STUDENTI PREMA VISOKIM UČILIŠTIMA OD AK. G. 2016./2017 DO 2020./2021.**
**STUDENTS ENROLLED, BY INSTITUTIONS OF HIGHER EDUCATION, 2016/2017– 2020/2021 ACADEMIC YEARS**

 (nastavak)  
 (continued)

	2016./2017.		2017./2018.		2018./2019.		2019./2020.		2020./2021.		
	ukupno Total	1. godina 1 <sup>st</sup> year	ukupno Total	1. godina 1 <sup>st</sup> year	ukupno Total	1. godina 1 <sup>st</sup> year	ukupno Total	1. godina 1 <sup>st</sup> year	ukupno Total	1. godina 1 <sup>st</sup> year	
Poslovno veleučilište Zagreb <sup>9)</sup>	-	-	-	-	394	131	392	164	349	103	Zagreb School of Business, Zagreb <sup>9)</sup>
Veleučilište Baltazar, Zaprešić	1 544	604	1 496	597	1 392	476	1 933	972	1 826	626	University of Applied Sciences Baltazar, Zaprešić
Fakulteti	128 685	49 041	128 783	48 792	127 143	48 044	123 594	45 463	126 324	45 003	Faculties
Stručni studij	18 654	7 279	18 723	7 368	18 275	6 713	18 022	7 104	20 078	7 036	Professional study
Građevinski i arhitektonski fakultet, Osijek <sup>10)</sup>	292	133	284	137	296	116	284	136	296	140	Faculty of Civil Engineering and Architecture, Osijek <sup>10)</sup>
Građevinski fakultet, Rijeka	212	113	257	127	259	99	277	162	337	168	Faculty of Civil Engineering, Rijeka
Fakultet građevinarstva, arhitekture i geodezije, Split	146	67	142	67	132	58	137	61	132	56	Faculty of Civil Engineering, Architecture and Geodesy, Split
Tehnički fakultet, Rijeka	510	103	474	85	384	10	279	2	188	-	Faculty of Engineering, Rijeka
Fakultet elektrotehnike, strojarstva i brodogradnje, Split	483	238	450	221	470	206	503	236	507	243	Faculty of Electrical Engineering, Mechanical Engineering and Naval Architecture, Split
Fakultet elektrotehnike, računarstva i informacijskih tehnologija, Osijek <sup>11)</sup>	516	176	474	175	462	171	429	172	416	148	Engineering, Computer Science and Information Technology, Osijek <sup>11)</sup>
Metalurški fakultet, Sisak	6	5	6	3	8	4	11	4	9	3	Faculty of Metallurgy, Sisak
Kemijsko-tehnološki fakultet, Split	75	26	55	25	54	28	32	9	18	1	Faculty of Chemistry and Technology, Split
Tekstilno-tehnološki fakultet, Zagreb – studijska jedinica Varaždin	77	33	50	7	39	11	24	3	23	12	Faculty of Textile Technology, Zagreb – Department in Varaždin
Fakultet zdravstvenih studija, Rijeka	679	184	651	187	609	191	589	204	604	178	Faculty of Health Studies, Rijeka
Fakultet agrobiotehničkih znanosti, Osijek <sup>12)</sup>	33	17	30	9	29	4	22	8	12	2	Faculty of Agrobiotechnical Sciences, Osijek <sup>12)</sup>
Fakultet agrobiotehničkih znanosti, Osijek – stručni studij poljoprivrede u Vinkovcima <sup>12)</sup>	233	86	208	74	151	25	90	7	45	12	Faculty of Agrobiotechnical Sciences, Osijek – Professional Study in Agriculture, Vinkovci <sup>12)</sup>
Šumarski fakultet, Zagreb <sup>13)</sup>	61	43	66	55	39	28	30	13	84	63	Faculty of Forestry, Zagreb <sup>13)</sup>
Ekonomski fakultet, Osijek	123	72	176	89	236	87	170	14	113	-	Faculty of Economics, Osijek
Ekonomski fakultet, Split	1 104	430	968	390	929	414	892	411	769	269	Faculty of Economics, Split
Ekonomski fakultet, Zagreb	1 498	517	1 599	725	1 692	582	2 092	893	2 427	1 001	Faculty of Economics and Business, Zagreb
Fakultet za menadžment u turizmu i ugostiteljstvu, Opatija	14	-	4	-	4	-	1	-	-	-	Faculty of Tourism and Hospitality Management, Opatija

9) Do 2017./2018. pod nazivom Visoka poslovna škola Zagreb, Zagreb

10) Do 2017./2018. pod nazivom Građevinski fakultet, Osijek

11) Do 2015./2016. pod nazivom Elektrotehnički fakultet, Osijek

12) Do 2017./2018. pod nazivom Poljoprivredni fakultet, Osijek

13) Do 2015./2016. studij se izvodio u Virovitici.

9) Until 2017/2018, the Business School of Professional Higher Education Zagreb, Zagreb.

10) Until 2017/2018, the Faculty of Civil Engineering, Osijek.

11) Until 2015/2016, the Faculty of Electrical Engineering, Osijek.

12) Until 2017/2018, the Faculty of Agriculture, Osijek.

13) Until 2015/2016, the study was conducted in Virovitica.

**1. UPISANI STUDENTI PREMA VISOKIM UČILIŠTIMA OD AK. G. 2016./2017 DO 2020./2021.**
**STUDENTS ENROLLED, BY INSTITUTIONS OF HIGHER EDUCATION, 2016/2017– 2020/2021 ACADEMIC YEARS**

 (nastavak)  
 (continued)

	2016./2017.		2017./2018.		2018./2019.		2019./2020.		2020./2021.		
	ukupno Total	1. godina 1 <sup>st</sup> year	ukupno Total	1. godina 1 <sup>st</sup> year	ukupno Total	1. godina 1 <sup>st</sup> year	ukupno Total	1. godina 1 <sup>st</sup> year	ukupno Total	1. godina 1 <sup>st</sup> year	
Fakultet za menadžment u turizmu i ugostiteljstvu, Opatija – centar u Zaboku	9	-	5	-	3	-	1	-	-	-	Faculty of Tourism and Hospitality Management, Opatija – Department in Zabok
Fakultet organizacije i informatike, Varaždin, i centri	1 003	353	949	355	865	293	809	296	774	234	Faculty of Organisation and Informatics, Varaždin, and Departments
Pravni fakultet, Osijek	776	275	767	241	703	247	539	226	318	105	Faculty of Law, Osijek
Pravni fakultet, Rijeka	471	171	501	213	411	122	467	192	391	85	Faculty of Law, Rijeka
Pravni fakultet, Split	1 047	445	1 032	415	988	363	932	317	844	253	Faculty of Law, Split
Pravni fakultet, Zagreb	1 571	692	1 509	659	1 357	570	1 246	522	1 189	451	Faculty of Law, Zagreb
Kineziološki fakultet, Split	418	184	456	187	408	145	438	174	464	167	Faculty of Kinesiology, Split
Kineziološki fakultet, Zagreb	926	308	1 066	296	1 130	226	1 115	296	1 155	236	Faculty of Kinesiology, Zagreb
Filozofski fakultet, Split	1	-	-	-	-	-	-	-	-	-	Faculty of Humanities and Social Sciences, Split
Sveučilište u Dubrovniku	235	94	252	102	285	96	243	93	275	111	University of Dubrovnik
Sveučilište u Puli – Pola	470	157	562	221	564	162	522	75	469	116	University of Pula – Pola
Sveučilište u Slavonskom Brodu	-	-	-	-	-	-	-	-	911	341	University of Slavonski Brod
Sveučilište u Splitu – Sveučilišni odjel za stručne studije	2 399	938	2 457	950	2 255	936	2 164	916	2 120	843	University of Split – University Department of Professional Studies
Sveučilište Vern	-	-	-	-	-	-	-	-	1 250	308	Vern University
Sveučilište u Zadru	38	-	49	32	53	18	64	26	85	47	University of Zadar
Sveučilište Sjever, Koprivnica	2 231	948	2 216	915	2 401	1 047	2 632	1 194	2 741	1 158	University North, Koprivnica
Libertas međunarodno sveučilište, Zagreb	913	448	952	406	1 013	454	962	442	1 095	285	Libertas International University, Zagreb
Katolički bogoslovni fakultet, Zagreb – Institut za teološku kulturu	84	23	56	-	46	-	26	-	17	-	Catholic Theological Faculty, Zagreb – Institute for Theological Culture
Sveučilišni studij	110 031	41 762	110 060	41 424	108 868	41 331	105 572	38 359	106 246	37 967	University study
Prirodoslovno-matematički fakultet, Split	841	365	843	364	852	326	877	335	906	402	Faculty of Science, Split
Prirodoslovno-matematički fakultet, Zagreb	4 135	1 638	4 205	1 625	4 045	1 530	3 852	1 397	3 734	1 331	Faculty of Science, Zagreb
Odjel za matematiku Sveučilišta u Osijeku	472	152	489	164	515	169	490	160	484	129	Department of Mathematics of University of Osijek
Odjel za matematiku Sveučilišta u Rijeci	193	60	171	49	191	79	180	56	180	61	Department of Mathematics of University of Rijeka
Odjel za fiziku Sveučilišta u Osijeku	173	83	127	36	117	37	101	29	93	45	Department of Physics of University of Osijek
Odjel za fiziku Sveučilišta u Rijeci	152	53	164	60	157	59	144	53	128	43	Department of Physics of University of Rijeka
Odjel za kemiju Sveučilišta u Osijeku	210	62	202	65	192	65	177	64	164	57	Department of Chemistry of University of Osijek
Odjel za biologiju Sveučilišta u Osijeku	290	117	302	107	290	121	278	97	282	110	Department of Biology of University of Osijek
Arhitektonski fakultet, Zagreb	966	341	990	387	994	422	988	396	1 000	458	Faculty of Architecture, Zagreb
Građevinski i arhitektonski fakultet, Osijek <sup>(10)</sup>	609	244	636	271	708	256	732	291	760	275	Faculty of Civil Engineering and Architecture, Osijek <sup>(10)</sup>
Građevinski fakultet, Rijeka	487	210	499	222	426	203	400	176	409	201	Faculty of Civil Engineering, Rijeka
Građevinski fakultet, Zagreb	1 213	602	1 251	642	1 265	603	1 226	588	1 224	627	Faculty of Civil Engineering, Zagreb
Fakultet građevinarstva, arhitekture i geodezije, Split	738	302	795	325	823	425	828	347	844	315	Faculty of Civil Engineering, Architecture and Geodesy, Split
Geodetski fakultet, Zagreb	513	202	500	200	526	211	528	220	525	205	Faculty of Geodesy, Zagreb

**1. UPISANI STUDENTI PREMA VISOKIM UČILIŠTIMA OD AK. G. 2016./2017 DO 2020./2021.**
**STUDENTS ENROLLED, BY INSTITUTIONS OF HIGHER EDUCATION, 2016/2017– 2020/2021 ACADEMIC YEARS**

 (nastavak)  
 (continued)

	2016./2017.		2017./2018.		2018./2019.		2019./2020.		2020./2021.		
	ukupno Total	l. godina 1 <sup>st</sup> year	ukupno Total	l. godina 1 <sup>st</sup> year	ukupno Total	l. godina 1 <sup>st</sup> year	ukupno Total	l. godina 1 <sup>st</sup> year	ukupno Total	l. godina 1 <sup>st</sup> year	
Geotehnički fakultet, Varaždin	356	188	331	153	263	103	221	99	195	87	Faculty of Geotechnical Engineering, Varaždin
Grafički fakultet, Zagreb	620	291	568	257	581	261	592	287	653	308	Faculty of Graphic Arts, Zagreb
Strojarski fakultet u Slavonskom Brodu <sup>7)</sup>	979	366	965	375	941	309	943	305	-	-	Faculty of Mechanical Engineering, Slavonski Brod <sup>7)</sup>
Fakultet strojarstva i brodogradnje, Zagreb	2 143	893	2 237	1 063	2 304	1 081	2 345	968	2 445	990	Faculty of Mechanical Engineering and Naval Architecture, Zagreb
Tehnički fakultet, Rijeka	1 757	574	1 794	550	1 781	536	1 686	478	1 656	501	Faculty of Engineering, Rijeka
Fakultet elektrotehnike, strojarstva i brodogradnje, Split	1 870	983	1 883	968	1 856	940	1 841	937	1 774	847	Faculty of Electrical Engineering, Mechanical Engineering and Naval Architecture, Split
Fakultet elektrotehnike, računarstva i informacijskih tehnologija, Osijek <sup>11)</sup>	1 344	519	1 308	506	1 250	496	1 259	527	1 275	512	Faculty of Electrical Engineering, Computer Science and Information Technology, Osijek <sup>11)</sup>
Fakultet elektrotehnike i računarstva, Zagreb	3 259	1 488	3 348	1 552	3 417	1 519	3 465	1 612	3 589	1 664	Faculty of Electrical Engineering and Computing, Zagreb
Fakultet prometnih znanosti, Zagreb	2 093	967	2 010	957	1 755	799	1 556	611	1 601	742	Faculty of Transport and Traffic Engineering, Zagreb
Rudarsko-geološko-naftni fakultet, Zagreb	822	332	792	298	758	312	665	269	609	213	Faculty of Mining, Geology and Petroleum Engineering, Zagreb
Metalurški fakultet, Sisak	132	80	103	54	78	33	111	70	133	69	Faculty of Metallurgy, Sisak
Kemijsko-tehnološki fakultet, Split	585	273	551	274	529	264	529	280	523	262	Faculty of Chemistry and Technology, Split
Fakultet kemijskog inženjerstva i tehnologije, Zagreb	1 096	585	1 065	560	1 113	589	1 093	548	1 094	594	Faculty of Chemical Engineering and Technology, Zagreb
Tekstilno-tehnološki fakultet, Zagreb	1 058	315	857	289	740	224	572	167	537	225	Faculty of Textile Technology, Zagreb
Pomorski fakultet, Rijeka	2 114	706	1 913	671	1 962	622	1 870	593	1 743	535	Faculty of Maritime Studies, Rijeka
Pomorski fakultet, Split	1 602	567	1 550	553	1 463	532	1 430	523	1 383	521	Faculty of Maritime Studies, Split
Sveučilište u Zagrebu	357	174	453	166	493	198	484	186	460	161	University of Zagreb
Medicinski fakultet, Osijek	1 626	577	759	154	738	148	635	142	609	139	Faculty of Medicine, Osijek
Medicinski fakultet, Rijeka	1 084	264	1 172	329	1 216	312	1 251	324	1 092	248	Faculty of Medicine, Rijeka
Medicinski fakultet, Split	970	204	1 095	199	1 146	228	1 184	232	1 189	221	Faculty of Medicine, Split
Medicinski fakultet, Zagreb	2 322	456	2 370	453	2 373	457	2 347	487	2 325	428	Faculty of Medicine, Zagreb
Fakultet za dentalnu medicinu i zdravstvo, Osijek	-	-	989	401	1 167	414	1 134	483	1 225	430	Faculty of Dental Medicine and Health, Osijek
Fakultet dentalne medicine, Rijeka	-	-	-	-	-	-	-	-	213	62	Faculty of Dental Medicine, Rijeka
Fakultet zdravstvenih studija, Rijeka	293	127	302	92	266	87	229	104	268	98	Faculty of Health Studies, Rijeka
Sveučilišni odjel zdravstvenih studija, Split	461	140	462	151	479	143	500	167	551	180	University Department for Health Studies, Split
Stomatološki fakultet, Zagreb	648	111	645	115	634	131	630	129	620	120	Faculty of Dental Medicine, Zagreb
Farmaceutsko-biokemijski fakultet, Zagreb	933	180	963	197	989	221	993	223	1 029	209	Faculty of Pharmacy and Biochemistry, Zagreb
Odjel za biotehnologiju Sveučilišta u Rijeci	260	98	270	84	247	95	243	94	252	93	Department of Biotechnology of University of Rijeka
Veterinarski fakultet, Zagreb	858	187	882	201	934	215	961	204	977	193	Faculty of Veterinary Medicine, Zagreb
Prehrambeno-tehnološki fakultet, Osijek	763	240	770	236	761	229	723	238	706	217	Faculty of Food Technology, Osijek
Prehrambeno-biotehnološki fakultet, Zagreb	971	365	1 073	463	1 100	426	1 095	406	1 086	428	Faculty of Food Technology and Biotechnology, Zagreb

**1. UPISANI STUDENTI PREMA VISOKIM UČILIŠTIMA OD AK. G. 2016./2017. DO 2020./2021.**
**STUDENTS ENROLLED, BY INSTITUTIONS OF HIGHER EDUCATION, 2016/2017 – 2020/2021 ACADEMIC YEARS**

 (nastavak)  
 (continued)

	2016./2017.		2017./2018.		2018./2019.		2019./2020.		2020./2021.		
	ukupno Total	l. godina 1 <sup>st</sup> year	ukupno Total	l. godina 1 <sup>st</sup> year	ukupno Total	l. godina 1 <sup>st</sup> year	ukupno Total	l. godina 1 <sup>st</sup> year	ukupno Total	l. godina 1 <sup>st</sup> year	
Fakultet agrobiotehničkih znanosti, Osijek <sup>12)</sup>	1 263	570	1 220	511	1 149	399	1 064	396	1 050	422	<i>Faculty of Agrobiotechnical Sciences, Osijek<sup>12)</sup></i>
Agronomski fakultet, Zagreb	2 429	1 252	2 334	1 052	2 142	994	1 762	871	1 754	830	<i>Faculty of Agriculture, Zagreb</i>
Sveučilišni odjel za studije mora, Split	156	52	148	63	156	58	151	51	148	43	<i>University Department for Maritime Studies, Split</i>
Šumarski fakultet, Zagreb	1 042	553	888	473	736	356	622	273	692	386	<i>Faculty of Forestry, Zagreb</i>
Ekonomski fakultet, Osijek	2 334	802	2 054	668	1 867	661	1 860	716	1 858	714	<i>Faculty of Economics, Osijek</i>
Ekonomski fakultet, Rijeka i studiji	1 856	817	2 005	755	2 055	746	2 091	749	2 043	783	<i>Faculty of Economics and Business, Rijeka and Departments</i>
Ekonomski fakultet, Split	1 714	703	1 621	665	1 633	745	1 591	696	1 439	527	<i>Faculty of Economics, Split</i>
Ekonomski fakultet, Zagreb, i studij	6 488	3 493	6 354	3 385	6 427	3 624	6 374	3 080	6 531	2 476	<i>Faculty of Economics and Business, Zagreb and Department</i>
Fakultet za menadžment u turizmu i ugostiteljstvu, Opatija	1 336	587	1 331	548	1 362	560	1 315	515	1 321	523	<i>Faculty of Tourism and Hospitality Management, Opatija</i>
Fakultet za menadžment u turizmu i ugostiteljstvu, Opatija – centar Zabok	603	145	663	145	676	148	673	143	709	149	<i>Faculty of Tourism and Hospitality Management, Opatija – Department in Zabok</i>
Fakultet organizacije i informatike, Varaždin	1 806	793	1 793	815	1 836	864	1 701	760	1 749	826	<i>Faculty of Organisation and Informatics, Varaždin</i>
Odjel za informatiku Sveučilišta u Rijeci	365	112	389	136	381	130	365	96	380	121	<i>Department of Informatics of University of Rijeka</i>
Pravni fakultet, Osijek	1 701	371	1 679	395	1 617	360	1 480	273	1 505	335	<i>Faculty of Law, Osijek</i>
Pravni fakultet, Rijeka	1 199	395	1 153	362	1 049	299	1 002	254	968	248	<i>Faculty of Law, Rijeka</i>
Pravni fakultet, Split	2 220	454	1 970	389	1 804	326	1 605	267	1 509	245	<i>Faculty of Law, Split</i>
Pravni fakultet, Zagreb	5 672	1 949	5 484	1 950	5 212	1 854	4 966	1 642	4 860	1 526	<i>Faculty of Law, Zagreb</i>
Fakultet političkih znanosti, Zagreb	1 462	634	1 445	638	1 370	622	1 291	564	1 293	582	<i>Faculty of Political Sciences, Zagreb</i>
Kineziološki fakultet, Split	377	143	385	132	383	140	358	141	379	155	<i>Faculty of Kinesiology, Split</i>
Kineziološki fakultet, Zagreb	1 265	330	1 256	353	1 310	351	1 304	348	1 297	349	<i>Faculty of Kinesiology, Zagreb</i>
Kineziološki fakultet, Osijek	-	-	-	-	-	-	-	-	233	108	<i>Faculty of Kinesiology, Osijek</i>
Fakultet za odgojne i obrazovne znanosti, Osijek <sup>14)</sup>	622	207	752	259	811	253	883	252	814	237	<i>Faculty of Educational Sciences, Osijek<sup>14)</sup></i>
Fakultet za odgojne i obrazovne znanosti, Osijek – studij u Slavonskom Brodu	393	115	431	125	474	162	479	167	-	-	<i>Faculty of Educational Sciences, Osijek Department in Slavonski Brod</i>
Učiteljski fakultet, Rijeka	450	128	463	129	467	149	485	175	519	186	<i>Faculty of Teacher Education, Rijeka</i>
Učiteljski fakultet, Zagreb	1 484	407	1 574	469	1 591	472	1 717	473	1 757	550	<i>Faculty of Teacher Education, Zagreb</i>
Učiteljski fakultet, Zagreb – centar u Čakovcu	499	153	561	158	587	143	548	109	537	149	<i>Faculty of Teacher Education, Zagreb – Department in Čakovec</i>
Učiteljski fakultet, Zagreb – centar u Petrinji	454	134	471	134	493	153	545	128	535	163	<i>Faculty of Teacher Education, Zagreb – Department in Petrinja</i>
Edukacijsko-rehabilitacijski fakultet, Zagreb	775	303	820	322	819	302	865	349	945	381	<i>Faculty of Education and Rehabilitation Sciences, Zagreb</i>
Filozofski fakultet, Osijek	1 251	446	1 280	479	1 276	498	1 268	488	1 237	480	<i>Faculty of Humanities and Social Sciences, Osijek</i>
Filozofski fakultet, Rijeka	1 400	448	1 366	453	1 346	422	1 376	467	1 278	419	<i>Faculty of Humanities and Social Sciences, Rijeka</i>

14) Do 2015./2016. pod nazivom Učiteljski fakultet, Osijek

14) Until 2015/2016, the Faculty of Teacher Education, Osijek.



**1. UPISANI STUDENTI PREMA VISOKIM UČILIŠTIMA OD AK. G. 2016./2017. DO 2020./2021.**
**STUDENTS ENROLLED, BY INSTITUTIONS OF HIGHER EDUCATION, 2016/2017 – 2020/2021 ACADEMIC YEARS**

 (nastavak)  
 (continued)

	2016./2017.		2017./2018.		2018./2019.		2019./2020.		2020./2021.		
	ukupno Total	1. godina 1 <sup>st</sup> year	ukupno Total	1. godina 1 <sup>st</sup> year	ukupno Total	1. godina 1 <sup>st</sup> year	ukupno Total	1. godina 1 <sup>st</sup> year	ukupno Total	1. godina 1 <sup>st</sup> year	
Filozofski fakultet, Split	1 221	370	1 250	449	1 296	428	1 346	479	1 345	454	Faculty of Humanities and Social Sciences, Split
Filozofski fakultet, Zagreb	6 458	1 994	6 511	1 974	6 428	1 859	6 105	1 759	6 148	1 760	Faculty of Humanities and Social Sciences, Zagreb
Fakultet hrvatskih studija, Zagreb	1 317	503	1 248	446	1 222	464	1 239	535	1 302	543	Faculty of Croatian Studies, Zagreb
Odjel za kulturologiju Sveučilišta u Osijeku <sup>15)</sup>	465	163	382	120	-	-	-	-	-	-	Department of Culturology of University of Osijek <sup>15)</sup>
Sveučilišni odjel za forenzične znanosti, Split	87	50	101	42	100	37	122	58	154	72	University Department of Forensic Sciences, Split
Sveučilište u Dubrovniku	1 605	726	1 540	690	1 423	563	1 181	438	1 170	471	University of Dubrovnik
Sveučilište u Puli – Pola	3 237	1 114	3 289	1 130	3 085	972	2 775	1 080	2 816	1 043	University of Pula – Pola
Sveučilište u Rijeci	79	12	120	41	129	48	125	46	147	56	University of Rijeka
Sveučilište u Slavonskom Brodu	-	-	-	-	-	-	-	-	1 303	486	University of Slavonski Brod
Sveučilište u Splitu	-	-	-	-	33	33	93	61	163	82	University of Split
Sveučilište Vern	-	-	-	-	-	-	-	-	36	25	Vern University
Sveučilište u Zadru i studij	5 255	2 444	5 349	2 259	5 354	2 979	5 003	1 858	4 881	1 764	University of Zadar and Department
Sveučilište Sjever, Koprivnica	661	246	701	422	991	510	1 133	561	1 432	669	University North, Koprivnica
Libertas međunarodno sveučilište, Zagreb	361	182	641	270	923	450	1 062	468	1 321	418	Libertas International University, Zagreb
Hrvatsko katoličko sveučilište, Zagreb	851	413	1 095	445	1 176	450	1 224	446	1 253	454	Croatian Catholic University, Zagreb
Katolički bogoslovni fakultet, Đakovo	162	22	154	24	127	10	101	9	83	13	Catholic Theological Faculty, Đakovo
Katolički bogoslovni fakultet, Split	238	62	237	65	219	51	208	38	170	37	Catholic Theological Faculty, Split
Katolički bogoslovni fakultet, Zagreb i instituti	606	146	511	124	462	119	407	103	405	91	Catholic Theological Faculty, Zagreb and Institutes
Katolički bogoslovni fakultet, Zagreb – Teologija u Rijeci	57	14	53	8	50	9	38	4	-	-	Catholic Theological Faculty, Zagreb – Theology in Rijeka
Fakultet filozofije i religijskih znanosti, Zagreb <sup>16)</sup>	274	106	251	107	231	87	168	45	131	42	Faculty of Philosophy and Religious Studies, Zagreb <sup>16)</sup>
Filozofsko-teološki institut Družbe Isusove, Zagreb	113	18	83	7	103	16	74	12	72	6	Institute of Philosophy of the Society of Jesus, Zagreb
Sveučilišni centar za protestantsku teologiju Matija Vlačić Ilirik, Zagreb <sup>17)</sup>	-	-	-	-	52	25	39	14	29	12	University Center for Protestant Theology Matthias Flacius Illyricus, Zagreb <sup>17)</sup>
Umjetničke akademije	2 245	737	2 275	752	2 604	829	2 630	833	2 689	897	Art academies
Muzička akademija, Zagreb	549	92	534	80	538	91	542	88	555	94	Academy of Music, Zagreb
Akademija likovnih umjetnosti, Zagreb	405	147	389	145	393	137	403	145	415	152	Academy of Fine Arts, Zagreb
Akademija za umjetnost i kulturu, Osijek <sup>18)</sup>	244	89	299	140	648	226	674	263	701	294	Academy of Arts and Culture, Osijek <sup>18)</sup>
Umjetnička akademija, Split	419	138	427	165	423	151	401	145	409	146	Arts Academy, Split
Akademija dramske umjetnosti, Zagreb	348	113	337	99	335	111	346	124	336	104	Academy of Dramatic Arts, Zagreb
Akademija primijenjenih umjetnosti, Rijeka	280	158	289	123	267	113	264	68	273	107	Academy of Applied Arts, Rijeka

15) Od 2018./2019. u sastavu Akademije za umjetnosti i kulturu, Osijek

16) Do 2016./2017. pod nazivom Filozofski fakultet Družbe Isusove, Zagreb

17) Do 2017./2018. pod nazivom Teološki fakultet Matija Vlačić Ilirik, Zagreb u skupini visokih škola

18) Do 2017./2018. pod nazivom Umjetnička akademija, Osijek

15) Since 2018/2019, joined The Academy of Arts and Culture, Osijek.

16) Until 2016/2017, the Faculty of Philosophy of the Society of Jesus, Zagreb.

17) Until 2017/2018, the Faculty of Theology Matthias Flacius Illyricus, Zagreb was grouped within schools of professional higher education.

18) Until 2017/2018, the Arts Academy, Osijek.

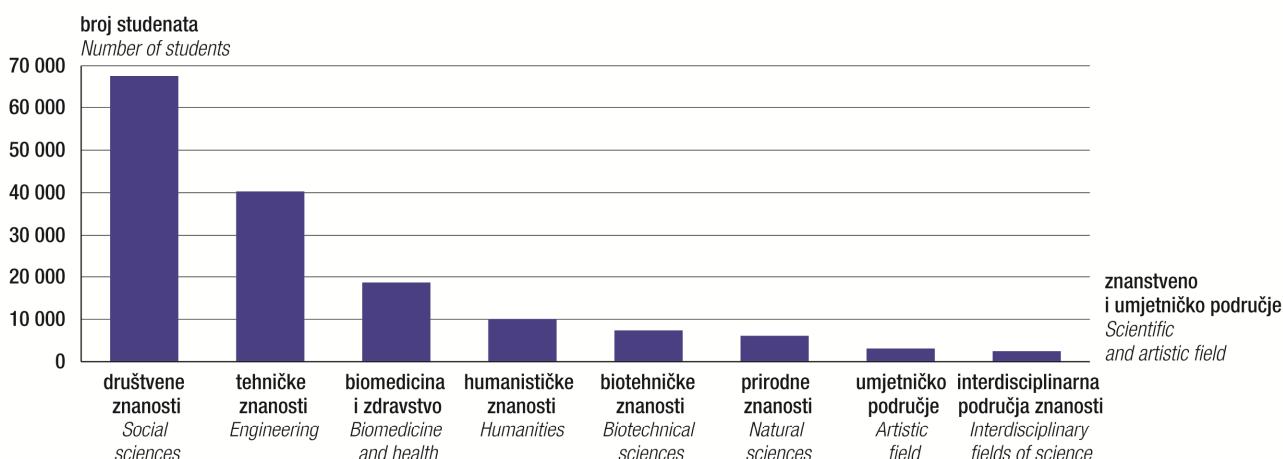
**2. UPISANI STUDENTI U AK. G. 2020./2021.**  
**STUDENTS ENROLLED, 2020/2021 ACADEMIC YEAR**

**2.1. STUDENTI UPISANI NA VISOKA UČILIŠTA PREMA ZNANSTVENIM I UMJETNIČKIM PODRUČJIMA STUDIJA I SPOLU**  
**U AK. G. 2020./2021.**

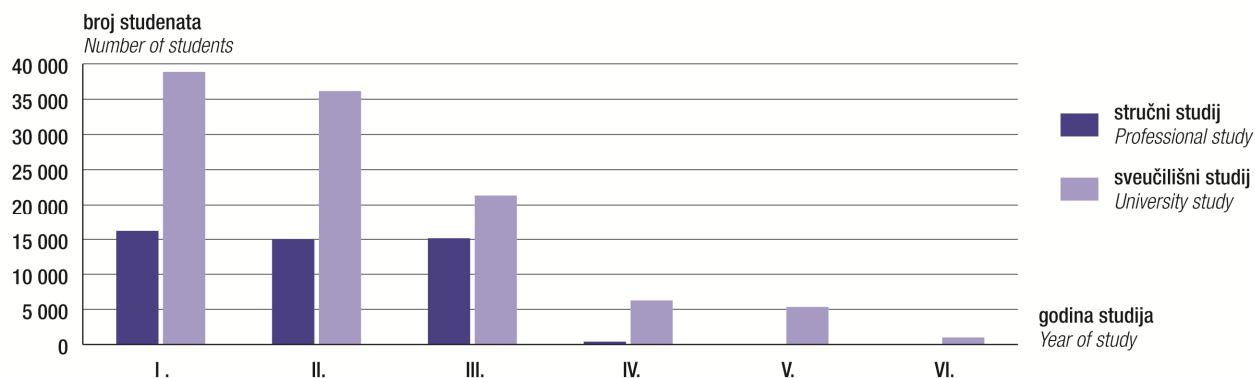
*STUDENTS ENROLLED AT INSTITUTIONS OF HIGHER EDUCATION, BY SCIENTIFIC AND ARTISTIC FIELDS OF STUDY AND SEX, 2020/2021 ACADEMIC YEAR*

	Ukupno Total		Znanstveno i umjetničko područje studija Scientific and artistic field of study							
	svega All	studentice Female students	prirodne znanosti Natural sciences	tehničke znanosti Engineering	biomedicina i zdravlje Biomedicine and health	biotehničke znanosti Biotechnical sciences	društvene znanosti Social sciences	humanističke znanosti Humanities	umjetničko područje Artistic field	interdiscipli- narna područja znanosti Interdisciplin- ary fields of science
Ukupno Total	155 627	89 187	6 088	40 301	18 660	7 376	67 383	10 056	3 098	2 665
Sveučilište u Dubrovniku University of Dubrovnik	1 445	693	-	501	96	28	714	53	53	-
Sveučilište u Osijeku University of Osijek	14 279	8 693	1 023	2 747	1 834	1 813	5 429	770	350	313
Sveučilište u Slavanskom Brodu University of Slavonski Brod	2 214	1 007	-	1 125	-	123	966	-	-	-
Sveučilište u Puli – Pola University of Pula – Pola	3 285	2 215	55	126	232	-	1 824	499	87	462
Sveučilište u Rijeci University of Rijeka	15 099	8 883	303	4 411	2 363	-	6 208	951	273	590
Sveučilište u Splitu University of Split	17 740	10 040	1 026	6 078	1 740	336	7 252	745	409	154
Sveučilište u Zadru University of Zadar	4 966	3 628	-	460	215	316	2 141	1 465	-	369
Sveučilište u Zagrebu University of Zagreb	60 785	36 670	3 681	13 473	4 951	3 616	27 771	5 305	1 438	550
Sveučilište Sjever, Koprivnica University North, Koprivnica	4 173	2 172	-	1 945	1 171	105	776	-	176	-
Sveučilište Vern Vern University	1 286	664	-	42	-	-	1 117	-	127	-
Libertas međunarodno sveučilište, Zagreb Libertas International University, Zagreb	2 416	1 272	-	72	273	-	2 065	-	6	-
Hrvatsko katoličko sveučilište, Zagreb Croatian Catholic University, Zagreb	1 253	1 001	-	-	413	-	690	150	-	-
Ostala visoka učilišta Other institutions of higher education	26 686	12 249	-	9 321	5 372	1 039	10 430	118	179	227

**G-1. STUDENTI UPISANI NA VISOKA UČILIŠTA PREMA ZNANSTVENIM I UMJETNIČKIM PODRUČJIMA STUDIJA U AK. G. 2020./2021.**  
**STUDENTS ENROLLED AT INSTITUTIONS OF HIGHER EDUCATION, BY SCIENTIFIC AND ARTISTIC FIELDS OF STUDY, 2020/2021 ACADEMIC YEAR**



**G-2. STUDENTI UPISANI NA VISOKA UČILIŠTA PREMA STUDIJU I GODINI STUDIJA U AK. G. 2020./2021.**  
**STUDENTS ENROLLED ON INSTITUTIONS OF HIGHER EDUCATION, BY TYPE OF STUDY AND YEAR OF STUDY, 2020/2021 ACADEMIC YEAR**



**2.2. STUDENTI UPISANI NA VISOKA UČILIŠTA PREMA VRSTAMA VISOKIH UČILIŠTA, GODINI STUDIJA I NAČINU STUDIRANJA U AK. G. 2020./2021.**

**STUDENTS ENROLLED AT INSTITUTIONS OF HIGHER EDUCATION, BY TYPE OF INSTITUTION, YEAR OF STUDY AND MODE OF STUDY, 2020/2021 ACADEMIC YEAR**

	Način studiranja	Ukupno Total	I. godina 1 <sup>st</sup> year	II. godina 2 <sup>nd</sup> year	III. godina 3 <sup>rd</sup> year	IV. godina 4 <sup>th</sup> year	V. godina 5 <sup>th</sup> year	VI. godina 6 <sup>th</sup> year	Mode of study	
Visoka učilišta	svoga	155 627	55 038	51 138	36 460	6 654	5 346	991	All	Institutions of higher education
	redoviti	112 728	41 977	36 772	23 850	4 817	4 321	991	Full-time	
Visoke škole	svoga	6 418	2 195	1 970	1 927	326	-	-	All	Schools of professional higher education
	redoviti	3 785	1 429	1 082	949	325	-	-	Full-time	
Veleučilišta	svoga	20 196	6 943	6 356	6 897	-	-	-	All	Polytechnics
	redoviti	9 302	3 403	2 748	3 151	-	-	-	Full-time	
Fakulteti	svoga	126 324	45 003	41 955	27 118	6 137	5 120	991	All	Faculties
	redoviti	97 133	36 331	32 153	19 261	4 302	4 095	991	Full-time	
Stručni studij	svoga	20 078	7 036	6 671	6 303	68	-	-	All	Professional study
	redoviti	10 160	4 365	3 254	2 485	56	-	-	Full-time	
Sveučilišni studij	svoga	106 246	37 967	35 284	20 815	6 069	5 120	991	All	University study
	redoviti	86 973	31 966	28 899	16 776	4 246	4 095	991	Full-time	
Umjetničke akademije	svoga	2 689	897	857	518	191	226	-	All	Art academies
	redoviti	2 508	814	789	489	190	226	-	Full-time	

**2.3. STUDENTI UPISANI NA VISOKA UČILIŠTA PREMA VRSTAMA VISOKIH UČILIŠTA, VRSTAMA STUDIJA, GODINI STUDIJA I SPOLU U AK. G. 2020./2021.**

STUDENTS ENROLLED AT INSTITUTIONS OF HIGHER EDUCATION, BY TYPE OF INSTITUTION, TYPE OF STUDY, YEAR OF STUDY AND SEX, 2020/2021 ACADEMIC YEAR

	Ukupno Total		Godina studija Year of study											
			I.		II.		III.		IV.		V.		VI.	
	svega All	stu- dence Female students	svega All	stu- dence Female students	svega All	stu- dence Female students	svega All	stu- dence Female students	svega All	stu- dence Female students	svega All	stu- dence Female students	svega All	stu- dence Female students
Visoka učilišta <i>Institutions of higher education</i>	155 627	89 187	55 038	30 289	51 138	29 663	36 460	20 668	6 654	4 290	5 346	3 592	991	685
Prema predbolonjskom programu <i>According to pre-Bologna programme</i>	72	8	6	-	16	4	14	-	12	-	24	4	-	-
Dodiplomski sveučilišni studij <i>Undergraduate university study</i>	72	8	6	-	16	4	14	-	12	-	24	4	-	-
Prema bolonjskom programu <i>According to Bologna programme</i>	155 555	89 179	55 032	30 289	51 122	29 659	36 446	20 668	6 642	4 290	5 322	3 588	991	685
Stručni studij <i>Professional study</i>	46 692	22 966	16 174	7 480	14 997	7 602	15 127	7 697	394	187	-	-	-	-
Kratki stručni <i>Professional short-term</i>	12	1	3	-	9	1	-	-	-	-	-	-	-	-
Prediplomski stručni <i>Undergraduate professional</i>	39 206	19 139	13 260	5 955	10 425	5 300	15 127	7 697	394	187	-	-	-	-
Specijalistički diplomski stručni <i>Specialist graduate professional</i>	7 474	3 826	2 911	1 525	4 563	2 301	-	-	-	-	-	-	-	-
Sveučilišni studij <i>University study</i>	108 863	66 213	38 858	22 809	36 125	22 057	21 319	12 971	6 248	4 103	5 322	3 588	991	685
Prediplomski sveučilišni <i>Undergraduate university</i>	52 723	30 270	19 580	10 840	14 838	8 633	16 541	9 740	1 764	1 057	-	-	-	-
Diplomski sveučilišni <i>Graduate university</i>	29 338	18 012	13 021	7 873	16 317	10 139	-	-	-	-	-	-	-	-
Integrirani preddiplomski i diplomski <i>Integrated undergraduate and graduate university</i>	26 802	17 931	6 257	4 096	4 970	3 285	4 778	3 231	4 484	3 046	5 322	3 588	991	685
Visoke škole <i>Schools of professional higher education</i>	6 418	2 651	2 195	914	1 970	856	1 927	733	326	148	-	-	-	-
Prema bolonjskom programu <i>According to Bologna programme</i>	6 418	2 651	2 195	914	1 970	856	1 927	733	326	148	-	-	-	-
Stručni studij <i>Professional study</i>	6 418	2 651	2 195	914	1 970	856	1 927	733	326	148	-	-	-	-
Prediplomski stručni <i>Undergraduate professional</i>	5 350	2 123	1 710	657	1 387	585	1 927	733	326	148	-	-	-	-
Specijalistički diplomski stručni <i>Specialist graduate professional</i>	1 068	528	485	257	583	271	-	-	-	-	-	-	-	-
Veleučilišta <i>Polytechnics</i>	20 196	9 590	6 943	2 996	6 356	3 006	6 897	3 588	-	-	-	-	-	-
Stručni studij <i>Professional study</i>	20 196	9 590	6 943	2 996	6 356	3 006	6 897	3 588	-	-	-	-	-	-
Kratki stručni <i>Professional short-term</i>	3	-	-	-	3	-	-	-	-	-	-	-	-	-

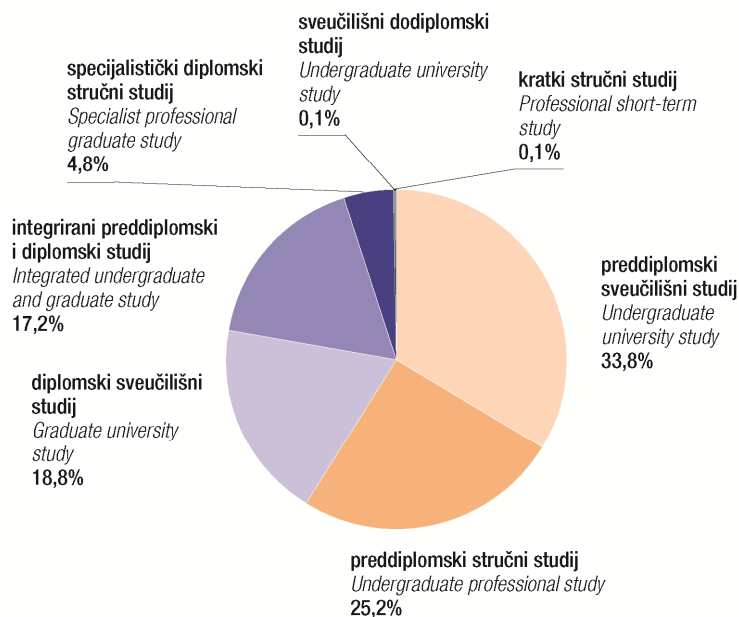
**2.3. STUDENTI UPISANI NA VISOKA UČILIŠTA PREMA VRSTAMA VISOKIH UČILIŠTA, VRSTAMA STUDIJA, GODINI STUDIJA I SPOLU U AK. G. 2020./2021.**

STUDENTS ENROLLED AT INSTITUTIONS OF HIGHER EDUCATION, BY TYPE OF INSTITUTION, TYPE OF STUDY, YEAR OF STUDY AND SEX, 2020/2021 ACADEMIC YEAR

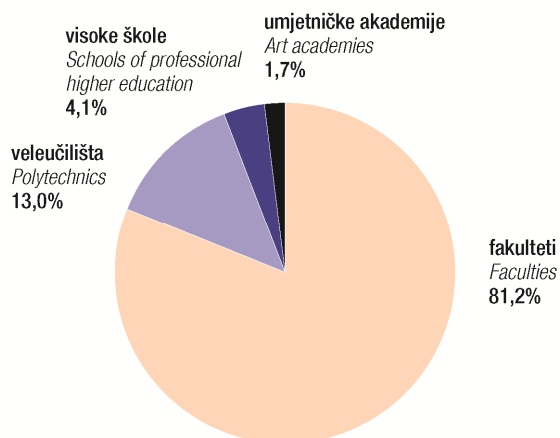
(nastavak)  
(continued)

	Ukupno Total		Godina studija Year of study											
			I.		II.		III.		IV.		V.		VI.	
	svega All	stu- dentice Female students	svega All	stu- dentice Female students	svega All	stu- dentice Female students	svega All	stu- dentice Female students	svega All	stu- dentice Female students	svega All	stu- dentice Female students	svega All	stu- dentice Female students
Preddiplomski stručni <i>Undergraduate professional</i>	16 574	8 004	5 622	2 410	4 055	2 006	6 897	3 588	-	-	-	-	-	-
Specijalistički diplomski stručni <i>Specialist graduate professional</i>	3 619	1 586	1 321	586	2 298	1 000	-	-	-	-	-	-	-	-
Fakulteti <i>Faculties</i>	126 324	75 203	45 003	25 787	41 955	25 223	27 118	16 002	6 137	4 046	5 120	3 460	991	685
Prema predbolonjskom programu <i>According to pre-Bologna programme</i>	72	8	6	-	16	4	14	-	12	-	24	4	-	-
Dodiplomski sveučilišni studij <i>Undergraduate university study</i>	72	8	6	-	16	4	14	-	12	-	24	4	-	-
Prema bolonjskom programu <i>According to Bologna programme</i>	126 252	75 195	44 997	25 787	41 939	25 219	27 104	16 002	6 125	4 046	5 096	3 456	991	685
Stručni studij <i>Professional study</i>	20 078	10 725	7 036	3 570	6 671	3 740	6 303	3 376	68	39	-	-	-	-
Kratki stručni <i>Professional short-term</i>	9	1	3	-	6	1	-	-	-	-	-	-	-	-
Preddiplomski stručni <i>Undergraduate professional</i>	17 282	9 012	5 928	2 888	4 983	2 709	6 303	3 376	68	39	-	-	-	-
Specijalistički diplomski stručni <i>Specialist graduate professional</i>	2 787	1 712	1 105	682	1 682	1 030	-	-	-	-	-	-	-	-
Sveučilišni studij <i>University study</i>	106 174	64 470	37 961	22 217	35 268	21 479	20 801	12 626	6 057	4 007	5 096	3 456	991	685
Preddiplomski sveučilišni <i>Undergraduate university</i>	51 471	29 404	19 182	10 555	14 480	8 381	16 135	9 458	1 674	1 010	-	-	-	-
Diplomski sveučilišni <i>Graduate university</i>	28 557	17 511	12 632	7 634	15 925	9 877	-	-	-	-	-	-	-	-
Integrirani preddiplomski i diplomski <i>Integrated undergraduate and graduate university</i>	26 146	17 555	6 147	4 028	4 863	3 221	4 666	3 168	4 383	2 997	5 096	3 456	991	685
Umjetničke akademije <i>Art academies</i>	2 689	1 743	897	592	857	578	518	345	191	96	226	132	-	-
Prema bolonjskom programu <i>According to Bologna programme</i>	2 689	1 743	897	592	857	578	518	345	191	96	226	132	-	-
Sveučilišni studij <i>University study</i>	2 689	1 743	897	592	857	578	518	345	191	96	226	132	-	-
Preddiplomski sveučilišni <i>Undergraduate university</i>	1 252	866	398	285	358	252	406	282	90	47	-	-	-	-
Diplomski sveučilišni <i>Graduate university</i>	781	501	389	239	392	262	-	-	-	-	-	-	-	-
Integrirani preddiplomski i diplomski <i>Integrated undergraduate and graduate university</i>	656	376	110	68	107	64	112	63	101	49	226	132	-	-

**G-3. STUDENTI UPISANI NA VISOKA UČILIŠTA PREMA VRSTI STUDIJA U AK. G. 2020./2021.**  
**STUDENTS ENROLLED AT INSTITUTIONS OF HIGHER EDUCATION, BY TYPE OF STUDY,**  
**2020/2021 ACADEMIC YEAR**



**G-4. STUDENTI UPISANI NA VISOKA UČILIŠTA PREMA VRSTAMA VISOKIH UČILIŠTA U AK. G. 2020./2021.**  
**STUDENTS ENROLLED AT INSTITUTIONS OF HIGHER EDUCATION, BY TYPE OF INSTITUTION,**  
**2020/2021 ACADEMIC YEAR**



**2.4. STUDENTI UPISANI NA VISOKA UČILIŠTA PREMA VRSTAMA VISOKIH UČILIŠTA, VRSTAMA STUDIJA I SPOLU U AK. G. 2020./2021.**  
**STUDENTS ENROLLED AT INSTITUTIONS OF HIGHER EDUCATION, BY TYPE OF INSTITUTION, TYPE OF STUDY AND SEX,**  
**2020/2021 ACADEMIC YEAR**

	Spol Sex	Ukupno Total	Visoke škole Schools of professional higher education	Veleučilišta Polytechnic	Fakulteti Faculties			Umjetničke akademije Art academies
					ukupno Total	stručni studij Professional study	sveučilišni studij University study	
Visoka učilišta – ukupno <i>Institutions of higher education – total</i>	svoga <i>All</i>	155 627	6 418	20 196	126 324	20 078	106 246	2 689
	studentice <i>Female students</i>	89 187	2 651	9 590	75 203	10 725	64 478	1 743
Prema predbolonjskom programu <i>According to pre-Bologna programme</i>	svoga <i>All</i>	72	-	-	72	-	72	-
	studentice <i>Female students</i>	8	-	-	8	-	8	-
Diplomski sveučilišni studij <i>Undergraduate university study</i>	svoga <i>All</i>	72	-	-	72	-	72	-
	studentice <i>Female students</i>	8	-	-	8	-	8	-
Prema bolonjskom programu <i>According to Bologna programme</i>	svoga <i>All</i>	155 555	6 418	20 196	126 252	20 078	106 174	2 689
	studentice <i>Female students</i>	89 179	2 651	9 590	75 195	10 725	64 470	1 743
Kratki stručni studij <i>Professional short-term study</i>	svoga <i>All</i>	12	-	3	9	9	-	-
	studentice <i>Female students</i>	1	-	-	1	1	-	-
Preddiplomski stručni studij <i>Undergraduate professional study</i>	svoga <i>All</i>	39 206	5 350	16 574	17 282	17 282	-	-
	studentice <i>Female students</i>	19 139	2 123	8 004	9 012	9 012	-	-
Specijalistički diplomski stručni studij <i>Specialist graduate professional study</i>	svoga <i>All</i>	7 474	1 068	3 619	2 787	2 787	-	-
	studentice <i>Female students</i>	3 826	528	1 586	1 712	1 712	-	-
Preddiplomski sveučilišni studij <i>Undergraduate university study</i>	svoga <i>All</i>	52 723	-	-	51 471	-	51 471	1 252
	studentice <i>Female students</i>	30 270	-	-	29 404	-	29 404	866
Diplomski sveučilišni studij <i>Graduate university study</i>	svoga <i>All</i>	29 338	-	-	28 557	-	28 557	781
	studentice <i>Female students</i>	18 012	-	-	17 511	-	17 511	501
Integrirani preddiplomski i diplomski studij <i>Integrated undergraduate and graduate university study</i>	svoga <i>All</i>	26 802	-	-	26 146	-	26 146	656
	studentice <i>Female students</i>	17 931	-	-	17 555	-	17 555	376

**2.5. STUDENTI PREMA VISOKIM UČILIŠTIMA, NAČINU STUDIRANJA, GODINI STUDIJA I SPOLU U AK. G. 2020./2021.**
**STUDENTS, BY INSTITUTIONS OF HIGHER EDUCATION, MODE OF STUDY, YEAR OF STUDY AND SEX, 2020/2021 ACADEMIC YEAR**

	Ukupno Total		Godina studija Year of study											
			I.		II.		III.		IV.		V.		VI.	
	svega All	stu- dentice Female students	svega All	stu- dentice Female students	svega All	stu- dentice Female students	svega All	stu- dentice Female students	svega All	stu- dentice Female students	svega All	stu- dentice Female students	svega All	stu- dentice Female students
Visoka učilišta <i>Institutions of higher education</i>	155 627	89 187	55 038	30 289	51 138	29 663	36 460	20 668	6 654	4 290	5 346	3 592	991	685
Redoviti/ Full-time	112 728	65 020	41 977	23 025	36 772	21 505	23 850	13 878	4 817	3 024	4 321	2 903	991	685
Visoke škole <i>Schools of professional higher education</i>	6 418	2 651	2 195	914	1 970	856	1 927	733	326	148	-	-	-	-
Redoviti/ Full-time	3 785	1 654	1 429	604	1 082	509	949	394	325	147	-	-	-	-
Visoko učilište Algebra – Visoka škola za primijenjeno računalstvo, Zagreb <i>University College for Applied Computer Engineering, Zagreb</i>	1 446	400	590	183	485	148	371	69	-	-	-	-	-	-
Redoviti/ Full-time	859	264	412	130	263	91	184	43	-	-	-	-	-	-
Visoka škola menadžmenta i sigurnosti Securus, Pula <i>College of Management and Security Securus, Pula</i>	23	-	-	-	-	-	23	-	-	-	-	-	-	-
Redoviti/ Full-time	-	-	-	-	-	-	-	-	-	-	-	-	-	-
Visoko gospodarsko učilište u Križevcima <i>School of Professional Higher Education in Agriculture, Križevci</i>	381	185	119	60	100	52	162	73	-	-	-	-	-	-
Redoviti/ Full-time	216	110	76	40	51	31	89	39	-	-	-	-	-	-
Visoka škola Ivanić-Grad, Ivanić-Grad <i>College Ivanić grad, Ivanić Grad</i>	111	71	40	23	35	25	36	23	-	-	-	-	-	-
Redoviti/ Full-time	54	38	20	14	17	12	17	12	-	-	-	-	-	-
RIT Croatia, Dubrovnik <i>RIT Croatia, Dubrovnik</i>	811	358	205	80	196	100	204	93	206	85	-	-	-	-
Redoviti/ Full-time	811	358	205	80	196	100	204	93	206	85	-	-	-	-
Zagrebačka škola ekonomije i menadžmenta, Zagreb <i>Zagreb School of Economics and Management, Zagreb</i>	465	210	154	67	91	33	100	47	120	63	-	-	-	-
Redoviti/ Full-time	461	206	154	67	90	32	98	45	119	62	-	-	-	-
RRiF Visoka škola za financijski menadžment, Zagreb <i>RRiF School of Professional Higher Education for Financial Management, Zagreb</i>	105	85	43	34	40	33	22	18	-	-	-	-	-	-
Redoviti/ Full-time	20	14	8	6	6	4	6	4	-	-	-	-	-	-



**2.5. STUDENTI PREMA VISOKIM UČILIŠTIMA, NAČINU STUDIRANJA, GODINI STUDIJA I SPOLU U AK. G. 2020./2021.**
**STUDENTS, BY INSTITUTIONS OF HIGHER EDUCATION, MODE OF STUDY, YEAR OF STUDY AND SEX, 2020/2021 ACADEMIC YEAR**

 (nastavak)  
 (continued)

	Ukupno Total		Godina studija Year of study											
			I.		II.		III.		IV.		V.		VI.	
	svega All	stu- dentice Female students	svega All	stu- dentice Female students	svega All	stu- dentice Female students	svega All	stu- dentice Female students	svega All	stu- dentice Female students	svega All	stu- dentice Female students	svega All	stu- dentice Female students
Visoka škola za informacijske tehnologije, Zagreb <i>College of Information Technology, Zagreb</i> Redoviti/ Full-time	453	57	75	7	114	12	264	38	-	-	-	-	-	-
Visoka škola za menadžment u turizmu i informatici, Virovitica <i>School of Professional Higher Education for Management in Tourism and Informatics, Virovitica</i> Redoviti/ Full-time	103	13	29	3	31	2	43	8	-	-	-	-	-	-
Visoka škola za menadžment u turizmu i informatici, Virovitica <i>School of Professional Higher Education for Management in Tourism and Informatics, Virovitica</i> Redoviti/ Full-time	372	191	168	79	123	71	81	41	-	-	-	-	-	-
Visoka škola za menadžment i dizajn Aspira, Split <i>College of Management and Design Aspira, Split</i> Redoviti/ Full-time	635	267	274	101	174	84	187	82	-	-	-	-	-	-
Visoko učilište Effectus – Visoka škola za financije i pravo, Zagreb <i>Effectus, School of Professional Higher Education in Finances and Law, Zagreb</i> Redoviti/ Full-time	437	280	135	89	151	88	151	103	-	-	-	-	-	-
Visoka škola za inspekcijski i kadrovski menadžment u pomorstvu, Split <i>College of Inspection and Personnel Maritime Management, Split</i> Redoviti/ Full-time	136	81	54	36	48	25	34	20	-	-	-	-	-	-
Visoka škola za inspekcijski i kadrovski menadžment u pomorstvu, Split <i>College of Inspection and Personnel Maritime Management, Split</i> Redoviti/ Full-time	80	23	17	5	42	12	21	6	-	-	-	-	-	-
Visoka poslovna škola Par, Rijeka <i>Business School Par, Rijeka</i> Redoviti/ Full-time	120	60	58	28	32	16	30	16	-	-	-	-	-	-
Visoka poslovna škola Par, Rijeka <i>Business School Par, Rijeka</i> Redoviti/ Full-time	40	17	10	5	11	5	19	7	-	-	-	-	-	-
Edward Bernays Visoka škola za komunikacijski menadžment, Zagreb <i>Edward Bernays College of Communication Management, Zagreb</i> Redoviti/ Full-time	338	231	145	102	122	85	71	44	-	-	-	-	-	-
Edward Bernays Visoka škola za komunikacijski menadžment, Zagreb <i>Edward Bernays College of Communication Management, Zagreb</i> Redoviti/ Full-time	221	152	91	62	80	59	50	31	-	-	-	-	-	-
Europska poslovna škola, Zagreb <i>European Business School, Zagreb</i> Redoviti/ Full-time	200	89	20	4	96	45	84	40	-	-	-	-	-	-
Europska poslovna škola, Zagreb <i>European Business School, Zagreb</i> Redoviti/ Full-time	50	20	4	-	26	11	20	9	-	-	-	-	-	-
Visoka policijska škola, Zagreb <i>Police Academy, Zagreb</i> Redoviti/ Full-time	395	129	133	45	151	45	111	39	-	-	-	-	-	-
Visoka policijska škola, Zagreb <i>Police Academy, Zagreb</i> Redoviti/ Full-time	150	64	45	20	51	21	54	23	-	-	-	-	-	-

**2.5. STUDENTI PREMA VISOKIM UČILIŠTIMA, NAČINU STUDIRANJA, GODINI STUDIJA I SPOLU U AK. G. 2020./2021.**
**STUDENTS, BY INSTITUTIONS OF HIGHER EDUCATION, MODE OF STUDY, YEAR OF STUDY AND SEX, 2020/2021 ACADEMIC YEAR**

 (nastavak)  
 (continued)

	Ukupno Total		Godina studija Year of study											
			I.		II.		III.		IV.		V.		VI.	
	svega All	stu- dentice Female students	svega All	stu- dentice Female students	svega All	stu- dentice Female students	svega All	stu- dentice Female students	svega All	stu- dentice Female students	svega All	stu- dentice Female students	svega All	stu- dentice Female students
Adventističko teološko visoko učilište, Maruševac <i>Adriatic Union College, Maruševac</i>	16	3	5	1	11	2	-	-	-	-	-	-	-	-
Redoviti/ Full-time	5	1	5	1	-	-	-	-	-	-	-	-	-	-
Visoko evanđeosko teološko učilište, Osijek <i>Evangelical Theological Seminary, Osijek</i>	30	12	14	6	7	5	9	1	-	-	-	-	-	-
Redoviti/ Full-time	9	5	3	3	3	2	3	-	-	-	-	-	-	-
Veleučilišta <i>Polytechnics</i>	20 196	9 590	6 943	2 996	6 356	3 006	6 897	3 588	-	-	-	-	-	-
Redoviti/ Full-time	9 302	4 091	3 403	1 337	2 748	1 249	3 151	1 505	-	-	-	-	-	-
Veleučilište u Bjelovaru <i>Bjelovar University of Applied Sciences</i>	812	432	279	137	185	102	348	193	-	-	-	-	-	-
Redoviti/ Full-time	307	104	134	38	73	29	100	37	-	-	-	-	-	-
Međimursko veleučilište u Čakovcu <i>Polytechnic of Međimurje in Čakovec</i>	681	355	204	111	190	118	287	126	-	-	-	-	-	-
Redoviti/ Full-time	353	174	142	76	100	56	111	42	-	-	-	-	-	-
Veleučilište Nikola Tesla u Gospiću <i>Polytechnic Nikola Tesla in Gospić</i>	235	126	71	36	63	36	101	54	-	-	-	-	-	-
Redoviti/ Full-time	61	37	16	12	18	8	27	17	-	-	-	-	-	-
Veleučilište u Karlovcu <i>Polytechnic in Karlovac</i>	2 013	779	412	146	581	214	1 020	419	-	-	-	-	-	-
Redoviti/ Full-time	1 283	486	260	90	304	102	719	294	-	-	-	-	-	-
Veleučilište Marko Marulić u Kninu <i>Polytechnic Marko Marulić in Knin</i>	288	189	139	89	85	55	64	45	-	-	-	-	-	-
Redoviti/ Full-time	175	134	78	60	48	38	49	36	-	-	-	-	-	-
Veleučilište Hrvatsko zagorje u Krapini <i>Polytechnic Hrvatsko Zagorje in Krapina</i>	232	99	94	32	97	49	41	18	-	-	-	-	-	-
Redoviti/ Full-time	171	79	73	25	77	42	21	12	-	-	-	-	-	-
Veleučilište u Požegi <i>Polytechnic in Požega</i>	805	534	223	133	167	117	415	284	-	-	-	-	-	-
Redoviti/ Full-time	379	242	155	92	100	67	124	83	-	-	-	-	-	-
Istarsko veleučilište u Puli – Pola <i>Istrian University of Applied Sciences in Pula – Pola</i>	84	9	30	4	19	2	35	3	-	-	-	-	-	-
Redoviti/ Full-time	49	2	21	2	6	-	22	-	-	-	-	-	-	-

**2.5. STUDENTI PREMA VISOKIM UČILIŠTIMA, NAČINU STUDIRANJA, GODINI STUDIJA I SPOLU U AK. G. 2020./2021.**
**STUDENTS, BY INSTITUTIONS OF HIGHER EDUCATION, MODE OF STUDY, YEAR OF STUDY AND SEX, 2020/2021 ACADEMIC YEAR**

 (nastavak)  
 (continued)

	Ukupno Total		Godina studija Year of study											
			I.		II.		III.		IV.		V.		VI.	
	svega All	stu- dence Female students	svega All	stu- dence Female students	svega All	stu- dence Female students	svega All	stu- dence Female students	svega All	stu- dence Female students	svega All	stu- dence Female students	svega All	stu- dence Female students
Veleučilište u Rijeci <i>Polytechnic in Rijeka</i> Redoviti/ Full-time	1 628	704	541	212	528	250	559	242	-	-	-	-	-	-
	942	406	339	127	316	152	287	127	-	-	-	-	-	-
Veleučilište u Šibeniku <i>Polytechnic in Šibenik</i> Redoviti/ Full-time	712	436	307	173	256	162	149	101	-	-	-	-	-	-
	489	291	209	113	167	105	113	73	-	-	-	-	-	-
Veleučilište u Velikoj Gorici <i>Polytechnic in Velika Gorica</i> Redoviti/ Full-time	1 026	274	579	139	230	56	217	79	-	-	-	-	-	-
	376	120	204	50	86	31	86	39	-	-	-	-	-	-
Veleučilište Lavoslav Ružička u Vukovaru <i>Polytechnic Lavoslav Ružička in Vukovar</i> Redoviti/ Full-time	903	533	334	196	259	158	310	179	-	-	-	-	-	-
	376	247	140	92	129	84	107	71	-	-	-	-	-	-
Tehničko veleučilište u Zagrebu <i>Technical Polytechnic in Zagreb</i> Redoviti/ Full-time	4 332	633	1 780	249	1 600	236	952	148	-	-	-	-	-	-
	2 506	388	1 094	151	761	122	651	115	-	-	-	-	-	-
Zdravstveno veleučilište u Zagrebu <i>University of Applied Health Studies in Zagreb</i> Redoviti/ Full-time	4 270	3 229	1 221	910	1 283	986	1 766	1 333	-	-	-	-	-	-
	1 359	1 102	395	317	386	310	578	475	-	-	-	-	-	-
Poslovno veleučilište Zagreb <i>Zagreb School of Business, Zagreb</i> Redoviti/ Full-time	349	212	103	66	162	99	84	47	-	-	-	-	-	-
	95	67	26	24	33	25	36	18	-	-	-	-	-	-
Veleučilište Baltazar, Zaprešić <i>University of Applied Sciences Baltazar, Zaprešić</i> Redoviti/ Full-time	1 826	1 046	626	363	651	366	549	317	-	-	-	-	-	-
	381	212	117	68	144	78	120	66	-	-	-	-	-	-
Fakulteti <i>Faculties</i> Redoviti/ Full-Time	126 324	75 203	45 003	25 787	41 955	25 223	27 118	16 002	6 137	4 046	5 120	3 460	991	685
	97 133	57 642	36 331	20 545	32 153	19 213	19 261	11 647	4 302	2 781	4 095	2 771	991	685
Stručni studij <i>Professional study</i> Redoviti/ Full-time	20 078	10 725	7 036	3 570	6 671	3 740	6 303	3 376	68	39	-	-	-	-
	10 160	5 348	4 365	2 171	3 254	1 800	2 485	1 345	56	32	-	-	-	-
Građevinski i arhitektonski fakultet, Osijek <i>Faculty of Civil Engineering and Architecture, Osijek</i> Redoviti/ Full-time	296	100	140	48	108	28	48	24	-	-	-	-	-	-
	121	48	77	26	27	12	17	10	-	-	-	-	-	-

**2.5. STUDENTI PREMA VISOKIM UČILIŠTIMA, NAČINU STUDIRANJA, GODINI STUDIJA I SPOLU U AK. G. 2020./2021.**
**STUDENTS, BY INSTITUTIONS OF HIGHER EDUCATION, MODE OF STUDY, YEAR OF STUDY AND SEX, 2020/2021 ACADEMIC YEAR**

 (nastavak)  
 (continued)

	Ukupno Total		Godina studija Year of study											
			I.		II.		III.		IV.		V.		VI.	
	svega All	stu- dence Female students	svega All	stu- dence Female students	svega All	stu- dence Female students	svega All	stu- dence Female students	svega All	stu- dence Female students	svega All	stu- dence Female students	svega All	stu- dence Female students
Građevinski fakultet, Rijeka <i>Faculty of Civil Engineering, Rijeka</i> Redoviti/ Full-time	337	122	168	61	100	39	69	22	-	-	-	-	-	-
Fakultet građevinarstva, arhitekture i geodezije, Split <i>Faculty of Civil Engineering, Architecture and Geodesy, Split</i> Redoviti/ Full-time	132	50	56	19	46	15	30	16	-	-	-	-	-	-
Tehnički fakultet, Rijeka <i>Faculty of Engineering, Rijeka</i> Redoviti/ Full-time	188	22	-	-	32	3	156	19	-	-	-	-	-	-
Fakultet elektrotehnike, strojarstva i brodogradnje, Split <i>Faculty of Electrical Engineering, Mechanical Engineering and Naval Architecture, Split</i> Redoviti/ Full-time	507	94	243	43	151	30	113	21	-	-	-	-	-	-
Fakultet elektrotehnike, računarstva i informatičkih tehnologija Osijek <i>Faculty of Electrical Engineering, Computer Science and Information Technology, Osijek</i> Redoviti/ Full-time	416	30	148	10	116	7	152	13	-	-	-	-	-	-
Metalurški fakultet, Sisak <i>Faculty of Metallurgy, Sisak</i> Redoviti/ Full-time	9	1	3	-	6	1	-	-	-	-	-	-	-	-
Kemijsko-tehnološki fakultet, Split <i>Faculty of Chemistry and Technology, Split</i> Redoviti/ Full-time	18	16	1	1	8	6	9	9	-	-	-	-	-	-
Tekstilno-tehnološki fakultet, Zagreb – studijaska jedinica u Varaždinu <i>Faculty of Textile Technology, Zagreb – Department in Varaždin</i> Redoviti/ Full-time	23	19	12	10	1	1	10	8	-	-	-	-	-	-
Fakultet zdravstvenih studija, Rijeka <i>Faculty of Health Studies, Rijeka</i> Redoviti/ Full-time	604	466	178	134	208	160	218	172	-	-	-	-	-	-
	304	241	102	82	103	77	99	82	-	-	-	-	-	-

**2.5. STUDENTI PREMA VISOKIM UČILIŠTIMA, NAČINU STUDIRANJA, GODINI STUDIJA I SPOLU U AK. G. 2020./2021.**
**STUDENTS, BY INSTITUTIONS OF HIGHER EDUCATION, MODE OF STUDY, YEAR OF STUDY AND SEX, 2020/2021 ACADEMIC YEAR**

 (nastavak)  
 (continued)

	Ukupno Total		Godina studija Year of study											
			I.		II.		III.		IV.		V.		VI.	
	svega All	stu- dence Female students	svega All	stu- dence Female students	svega All	stu- dence Female students	svega All	stu- dence Female students	svega All	stu- dence Female students	svega All	stu- dence Female students	svega All	stu- dence Female students
Fakultet agrobiotehničkih znanosti, Osijek <i>Faculty of Agrobiotechnical Sciences, Osijek</i> Redoviti/ Full-time	12	3	2	-	6	-	4	3	-	-	-	-	-	-
Fakultet agrobiotehničkih znanosti, Osijek – stručni studij poljoprivrede u Vinkovcima <i>Faculty of Agrobiotechnical Sciences, Osijek – Professional Study in Agriculture, Vinkovci</i> Redoviti/ Full-time	45	15	12	4	9	2	24	9	-	-	-	-	-	-
Šumarski fakultet, Zagreb <i>Faculty of Forestry, Zagreb</i> Redoviti/ Full-time	84	25	63	17	11	5	10	3	-	-	-	-	-	-
Ekonomski fakultet, Osijek <i>Faculty of Economics, Osijek</i> Redoviti/ Full-time	113	88	-	-	6	2	107	86	-	-	-	-	-	-
Ekonomski fakultet, Split <i>Faculty of Economics, Split</i> Redoviti/ Full-time	769	545	269	189	340	237	160	119	-	-	-	-	-	-
Ekonomski fakultet, Zagreb <i>Faculty of Economics and Business, Zagreb</i> Redoviti/ Full-time	2 427	1 623	1 001	653	856	580	570	390	-	-	-	-	-	-
Fakultet organizacije i informatike, Varaždin i centri <i>Faculty of Organisation and Informatics, Varaždin and Departments</i> Redoviti/ Full-time	774	293	234	72	188	79	352	142	-	-	-	-	-	-
Pravni fakultet, Osijek <i>Faculty of Law, Osijek</i> Redoviti/ Full-time	318	250	105	75	88	72	125	103	-	-	-	-	-	-
Pravni fakultet, Rijeka <i>Faculty of Law, Rijeka</i> Redoviti/ Full-time	391	331	85	75	201	171	105	85	-	-	-	-	-	-
Pravni fakultet, Split <i>Faculty of Law, Split</i> Redoviti/ Full-time	844	671	253	194	391	316	200	161	-	-	-	-	-	-
Pravni fakultet, Zagreb <i>Faculty of Law, Zagreb</i> Redoviti/ Full-time	1 189	1 014	451	377	406	353	332	284	-	-	-	-	-	-
	552	464	284	230	174	148	94	86	-	-	-	-	-	-

**2.5. STUDENTI PREMA VISOKIM UČILIŠTIMA, NAČINU STUDIRANJA, GODINI STUDIJA I SPOLU U AK. G. 2020./2021.**
**STUDENTS, BY INSTITUTIONS OF HIGHER EDUCATION, MODE OF STUDY, YEAR OF STUDY AND SEX, 2020/2021 ACADEMIC YEAR**

 (nastavak)  
 (continued)

	Ukupno Total		Godina studija Year of study											
			I.		II.		III.		IV.		V.		VI.	
	svega All	stu- dentice Female students	svega All	stu- dentice Female students	svega All	stu- dentice Female students	svega All	stu- dentice Female students	svega All	stu- dentice Female students	svega All	stu- dentice Female students	svega All	stu- dentice Female students
Kineziološki fakultet, Split <i>Faculty of Kinesiology, Split</i>	464	156	167	57	150	53	147	46	-	-	-	-	-	-
Redoviti/ Full-time	-	-	-	-	-	-	-	-	-	-	-	-	-	-
Kineziološki fakultet, Zagreb <i>Faculty of Kinesiology, Zagreb</i>	1 155	297	236	54	331	85	588	158	-	-	-	-	-	-
Redoviti/ Full-time	182	58	54	17	60	19	68	22	-	-	-	-	-	-
Sveučilište u Dubrovniku <i>University of Dubrovnik</i>	275	209	111	74	80	64	84	71	-	-	-	-	-	-
Redoviti/ Full-time	68	47	38	23	23	18	7	6	-	-	-	-	-	-
Sveučilište u Puli – Pola <i>University of Pula – Pola</i>	469	398	116	95	73	52	280	251	-	-	-	-	-	-
Redoviti/ Full-time	272	225	82	69	51	36	139	120	-	-	-	-	-	-
Sveučilište u Slavonskom Brodu <i>University of Slavonski Brod</i>	911	462	341	184	330	171	240	107	-	-	-	-	-	-
Redoviti/ Full-time	409	232	167	96	128	70	114	66	-	-	-	-	-	-
Sveučilište u Splitu – Sveučilišni odjel za stručne studije <i>University of Split – University Department of Professional Studies</i>	2 120	892	843	316	770	350	507	226	-	-	-	-	-	-
Redoviti/ Full-time	1 297	521	610	214	461	210	226	97	-	-	-	-	-	-
Sveučilište u Zadru <i>University of Zadar</i>	85	21	47	11	13	2	25	8	-	-	-	-	-	-
Redoviti/ Full-time	22	5	22	5	-	-	-	-	-	-	-	-	-	-
Sveučilište Sjever, Koprivnica <i>University North, Koprivnica</i>	2 741	1 331	1 158	510	711	370	872	451	-	-	-	-	-	-
Redoviti/ Full-time	1 173	506	692	264	274	134	207	108	-	-	-	-	-	-
Sveučilište Vern, Vern University	1 250	645	308	170	509	273	365	163	68	39	-	-	-	-
Redoviti/ Full-time	916	481	232	128	378	206	250	115	56	32	-	-	-	-
Libertas međunarodno sveučilište, Zagreb <i>Libertas International University, Zagreb</i>	1 095	526	285	117	426	213	384	196	-	-	-	-	-	-
Redoviti/ Full-time	606	273	145	55	239	109	222	109	-	-	-	-	-	-
Katolički bogoslovni fakultet, Zagreb – Institut za teološku kulturu <i>Catholic Theological Faculty, Zagreb – Institute for Theological Culture</i>	17	10	-	-	-	-	17	10	-	-	-	-	-	-
Redoviti/ Full-time	6	3	-	-	-	-	6	3	-	-	-	-	-	-

**2.5. STUDENTI PREMA VISOKIM UČILIŠTIMA, NAČINU STUDIRANJA, GODINI STUDIJA I SPOLU U AK. G. 2020./2021.**
**STUDENTS, BY INSTITUTIONS OF HIGHER EDUCATION, MODE OF STUDY, YEAR OF STUDY AND SEX, 2020/2021 ACADEMIC YEAR**

 (nastavak)  
 (continued)

	Ukupno Total		Godina studija Year of study											
			I.		II.		III.		IV.		V.		VI.	
	svega All	stu- dence Female students	svega All	stu- dence Female students	svega All	stu- dence Female students	svega All	stu- dence Female students	svega All	stu- dence Female students	svega All	stu- dence Female students	svega All	stu- dence Female students
Sveučilišni studij University study	106 246	64 478	37 967	22 217	35 284	21 483	20 815	12 626	6 069	4 007	5 120	3 460	991	685
Redoviti/ Full-time	86 973	52 294	31 966	18 374	28 899	17 413	16 776	10 302	4 246	2 749	4 095	2 771	991	685
Prirodoslovno- matematički fakultet, Split Faculty of Science, Split	906	633	402	273	316	223	188	137	-	-	-	-	-	-
Redoviti/ Full-time	906	633	402	273	316	223	188	137	-	-	-	-	-	-
Prirodoslovno- matematički fakultet, Zagreb Faculty of Science, Zagreb	3 734	2 204	1 331	797	1 436	886	668	381	118	49	181	91	-	-
Redoviti/ Full-time	3 730	2 200	1 331	797	1 436	886	664	377	118	49	181	91	-	-
Odjel za matematiku Sveučilišta u Osijeku Department of Mathematics of University of Osijek	484	314	129	62	228	166	105	66	-	-	22	20	-	-
Redoviti/ Full-time	484	314	129	62	228	166	105	66	-	-	22	20	-	-
Odjel za matematiku Sveučilišta u Rijeci Department of Mathematics of University of Rijeka	180	135	61	35	63	57	56	43	-	-	-	-	-	-
Redoviti/ Full-time	162	118	57	31	49	44	56	43	-	-	-	-	-	-
Odjel za fiziku Sveučilišta u Osijeku Department of Physics of University of Osijek	93	45	45	22	29	17	19	6	-	-	-	-	-	-
Redoviti/ Full-time	93	45	45	22	29	17	19	6	-	-	-	-	-	-
Odjel za fiziku Sveučilišta u Rijeci Department of Physics of University of Rijeka	128	71	43	26	52	29	33	16	-	-	-	-	-	-
Redoviti/ Full-time	128	71	43	26	52	29	33	16	-	-	-	-	-	-
Odjel za kemiju Sveučilišta u Osijeku Department of Chemistry of University of Osijek	164	129	57	47	78	57	29	25	-	-	-	-	-	-
Redoviti/ Full-time	164	129	57	47	78	57	29	25	-	-	-	-	-	-
Odjel za biologiju Sveučilišta u Osijeku Department of Biology of University of Osijek	282	211	110	84	111	80	61	47	-	-	-	-	-	-
Redoviti/ Full-time	282	211	110	84	111	80	61	47	-	-	-	-	-	-
Arhitektonski fakultet, Zagreb Faculty of Architecture, Zagreb	1 000	667	458	292	345	240	197	135	-	-	-	-	-	-
Redoviti/ Full-time	1 000	667	458	292	345	240	197	135	-	-	-	-	-	-

**2.5. STUDENTI PREMA VISOKIM UČILIŠTIMA, NAČINU STUDIRANJA, GODINI STUDIJA I SPOLU U AK. G. 2020./2021.**
**STUDENTS, BY INSTITUTIONS OF HIGHER EDUCATION, MODE OF STUDY, YEAR OF STUDY AND SEX, 2020/2021 ACADEMIC YEAR**

 (nastavak)  
 (continued)

	Ukupno Total		Godina studija Year of study											
			I.		II.		III.		IV.		V.		VI.	
	svega All	stu- dence Female students	svega All	stu- dence Female students	svega All	stu- dence Female students	svega All	stu- dence Female students	svega All	stu- dence Female students	svega All	stu- dence Female students	svega All	stu- dence Female students
Građevinarski i arhitektonski fakultet, Osijek <i>Faculty of Civil Engineering and Architecture, Osijek</i> Redoviti/ Full-time	760	392	275	149	290	132	195	111	-	-	-	-	-	-
Građevinski fakultet, Rijeka <i>Faculty of Civil Engineering, Rijeka</i> Redoviti/ Full-time	409	203	201	90	128	68	80	45	-	-	-	-	-	-
Građevinski fakultet, Zagreb <i>Faculty of Civil Engineering, Zagreb</i> Redoviti/ Full-time	1 224	574	627	295	433	202	164	77	-	-	-	-	-	-
Fakultet građevinarstva, arhitekture i geodezije, Split <i>Faculty of Civil Engineering, Architecture and Geodesy, Split</i> Redoviti/ Full-time	844	481	315	176	336	202	193	103	-	-	-	-	-	-
Geodetski fakultet, Zagreb <i>Faculty of Geodesy, Zagreb</i> Redoviti/ Full-time	525	240	205	90	233	114	87	36	-	-	-	-	-	-
Geotehnički fakultet, Varaždin <i>Faculty of Geotechnical Engineering, Varaždin</i> Redoviti/ Full-time	195	111	87	51	78	48	30	12	-	-	-	-	-	-
Grafički fakultet, Zagreb <i>Faculty of Graphic Arts, Zagreb</i> Redoviti/ Full-time	653	394	308	189	226	131	119	74	-	-	-	-	-	-
Fakultet strojarstva i brodogradnje, Zagreb <i>Faculty of Mechanical Engineering and Naval Architecture, Zagreb</i> Redoviti/ Full-time	2 445	494	990	176	811	186	397	89	247	43	-	-	-	-
Tehnički fakultet, Rijeka <i>Faculty of Engineering, Rijeka</i> Redoviti/ Full-time	1 656	293	501	95	672	122	483	76	-	-	-	-	-	-
Fakultet elektrotehnike, strojarstva i brodogradnje, Split <i>Faculty of Electrical Engineering, Mechanical Engineering and Naval Architecture, Split</i> Redoviti/ Full-time	1 774	496	847	235	667	188	260	73	-	-	-	-	-	-



**2.5. STUDENTI PREMA VISOKIM UČILIŠTIMA, NAČINU STUDIRANJA, GODINI STUDIJA I SPOLU U AK. G. 2020./2021.**
**STUDENTS, BY INSTITUTIONS OF HIGHER EDUCATION, MODE OF STUDY, YEAR OF STUDY AND SEX, 2020/2021 ACADEMIC YEAR**

 (nastavak)  
 (continued)

	Ukupno Total		Godina studija Year of study											
			I.		II.		III.		IV.		V.		VI.	
	svega All	stu- dentice Female students	svega All	stu- dentice Female students	svega All	stu- dentice Female students	svega All	stu- dentice Female students	svega All	stu- dentice Female students	svega All	stu- dentice Female students	svega All	stu- dentice Female students
Fakultet elektrotehnike, računarstva i informacijskih tehnologija, Osijek <i>Faculty of Electrical Engineering, Computer Science and Information Technology, Osijek</i> Redoviti/ Full-time	1 275	209	512	91	485	70	278	48	-	-	-	-	-	-
Fakultet elektrotehnike i računarstva, Zagreb <i>Faculty of Electrical Engineering and Computing, Zagreb</i> Redoviti/ Full-time	3 589	852	1 664	406	1 264	283	661	163	-	-	-	-	-	-
Fakultet prometnih znanosti, Zagreb <i>Faculty of Transport and Traffic Engineering, Zagreb</i> Redoviti/ Full-time	1 601	399	742	195	502	119	357	85	-	-	-	-	-	-
Rudarsko-geološko-naftni fakultet, Zagreb <i>Faculty of Mining, Geology and Petroleum Engineering, Zagreb</i> Redoviti/ Full-time	609	215	213	75	291	93	105	47	-	-	-	-	-	-
Metalurški fakultet, Sisak <i>Faculty of Metallurgy, Sisak</i> Redoviti/ Full-time	133	61	69	33	55	22	9	6	-	-	-	-	-	-
Kemijsko-tehnološki fakultet, Split <i>Faculty of Chemistry and Technology, Split</i> Redoviti/ Full-time	523	441	262	227	190	157	71	57	-	-	-	-	-	-
Fakultet kemijskog inženjerstva i tehnologije, Zagreb <i>Faculty of Chemical Engineering and Technology, Zagreb</i> Redoviti/ Full-time	1 094	818	594	440	330	252	170	126	-	-	-	-	-	-
Tekstilno-tehnološki fakultet, Zagreb <i>Faculty of Textile Technology, Zagreb</i> Redoviti/ Full-time	537	474	225	193	199	178	113	103	-	-	-	-	-	-
Pomorski fakultet, Rijeka <i>Faculty of Maritime Studies, Rijeka</i> Redoviti/ Full-time	1 743	359	535	104	660	150	548	105	-	-	-	-	-	-
Pomorski fakultet, Split <i>Faculty of Maritime Studies, Split</i> Redoviti/ Full-time	1 383	297	521	108	570	123	292	66	-	-	-	-	-	-
	797	209	370	90	313	82	114	37	-	-	-	-	-	-

**2.5. STUDENTI PREMA VISOKIM UČILIŠTIMA, NAČINU STUDIRANJA, GODINI STUDIJA I SPOLU U AK. G. 2020./2021.**
**STUDENTS, BY INSTITUTIONS OF HIGHER EDUCATION, MODE OF STUDY, YEAR OF STUDY AND SEX, 2020/2021 ACADEMIC YEAR**

 (nastavak)  
 (continued)

	Ukupno Total		Godina studija Year of study											
			I.		II.		III.		IV.		V.		VI.	
	svega All	stu- dentice Female students	svega All	stu- dentice Female students	svega All	stu- dentice Female students	svega All	stu- dentice Female students	svega All	stu- dentice Female students	svega All	stu- dentice Female students	svega All	stu- dentice Female students
Sveučilište u Zagrebu University of Zagreb	460	123	161	35	116	31	99	28	84	29	-	-	-	-
Redoviti/ Full-time	460	123	161	35	116	31	99	28	84	29	-	-	-	-
Medicinski fakultet, Osijek Faculty of Medicine, Osijek	609	403	139	102	145	98	103	64	60	33	78	48	84	58
Redoviti/ Full-time	593	388	134	97	134	88	103	64	60	33	78	48	84	58
Medicinski fakultet, Rijeka Faculty of Medicine, Rijeka	1 092	712	248	167	238	161	199	121	172	106	125	88	110	69
Redoviti/ Full-time	1 092	712	248	167	238	161	199	121	172	106	125	88	110	69
Medicinski fakultet, Split Faculty of Medicine, Split	1 189	844	221	158	227	151	203	139	184	142	205	142	149	112
Redoviti/ Full-time	1 189	844	221	158	227	151	203	139	184	142	205	142	149	112
Medicinski fakultet, Zagreb Faculty of Medicine, Zagreb	2 325	1 483	428	294	501	344	368	217	344	212	347	209	337	207
Redoviti/ Full-time	2 253	1 419	400	269	457	305	368	217	344	212	347	209	337	207
Fakultet za dentalnu medicinu i zdravstvo, Osijek Faculty of Dental Medicine and Health, Osijek	1 225	926	430	343	481	363	234	180	27	9	53	31	-	-
Redoviti/ Full-time	332	250	120	98	145	99	67	53	-	-	-	-	-	-
Fakultet za dentalnu medicinu, Rijeka Faculty of Dental Medicine, Rijeka	213	167	62	47	32	29	34	30	29	20	27	22	29	19
Redoviti/ Full-time	191	146	42	28	32	29	32	28	29	20	27	22	29	19
Fakultet zdravstvenih studija, Rijeka Faculty of Health Studies, Rijeka	268	221	98	81	170	140	-	-	-	-	-	-	-	-
Redoviti/ Full-time	-	-	-	-	-	-	-	-	-	-	-	-	-	-
Sveučilišni odjel zdravstvenih studija, Split University Department of Health Sciences, Split	551	448	180	159	237	173	134	116	-	-	-	-	-	-
Redoviti/ Full-time	337	289	104	87	99	86	134	116	-	-	-	-	-	-
Stomatološki fakultet, Zagreb Faculty of Dental Medicine, Zagreb	620	482	120	87	108	81	109	90	89	67	95	79	99	78
Redoviti/ Full-time	620	482	120	87	108	81	109	90	89	67	95	79	99	78
Farmaceutsko- biokemijski fakultet, Zagreb Faculty of Pharmacy and Biochemistry, Zagreb	1 029	815	209	163	206	154	150	115	181	149	283	234	-	-
Redoviti/ Full-time	1 029	815	209	163	206	154	150	115	181	149	283	234	-	-

**2.5. STUDENTI PREMA VISOKIM UČILIŠTIMA, NAČINU STUDIRANJA, GODINI STUDIJA I SPOLU U AK. G. 2020./2021.**
**STUDENTS, BY INSTITUTIONS OF HIGHER EDUCATION, MODE OF STUDY, YEAR OF STUDY AND SEX, 2020/2021 ACADEMIC YEAR**

 (nastavak)  
 (continued)

	Ukupno Total		Godina studija Year of study											
			I.		II.		III.		IV.		V.		VI.	
	svega All	stu- dence Female students	svega All	stu- dence Female students	svega All	stu- dence Female students	svega All	stu- dence Female students	svega All	stu- dence Female students	svega All	stu- dence Female students	svega All	stu- dence Female students
Odjel za biotehnologiju Sveučilišta u Rijeci Department of Biotechnology of University of Rijeka Redoviti/ Full-time	252	213	93	73	103	88	56	52	-	-	-	-	-	-
Veterinarski fakultet, Zagreb Faculty of Veterinary Medicine, Zagreb Redoviti/ Full-time	977	777	193	162	160	123	168	140	172	132	101	78	183	142
Prehrambeno-tehnološki fakultet, Osijek Faculty of Food Technology, Osijek Redoviti/ Full-time	706	578	217	165	278	228	211	185	-	-	-	-	-	-
Prehrambeno-biotehnološki fakultet, Zagreb Faculty of Food Technology and Biotechnology, Zagreb Redoviti/ Full-time	1 086	939	428	374	440	375	218	190	-	-	-	-	-	-
Fakultet agrobiotehničkih znanosti, Osijek Faculty of Agrobiotechnical Sciences, Osijek Redoviti/ Full-time	1 050	481	422	187	471	222	157	72	-	-	-	-	-	-
Agronomski fakultet, Zagreb Faculty of Agriculture, Zagreb Redoviti/ Full-time	1 754	1 135	830	525	729	480	195	130	-	-	-	-	-	-
Sveučilišni odjel za studije mora, Split University Department for Maritime Studies, Split Redoviti/ Full-time	148	108	43	29	58	44	47	35	-	-	-	-	-	-
Šumarski fakultet, Zagreb Faculty of Forestry, Zagreb Redoviti/ Full-time	692	266	386	141	222	94	84	31	-	-	-	-	-	-
Ekonomski fakultet, Osijek Faculty of Economics, Osijek Redoviti/ Full-time	1 858	1 117	714	416	777	473	367	228	-	-	-	-	-	-
Ekonomski fakultet, Rijeka Faculty of Economics and Business, Rijeka Redoviti/ Full-time	2 043	1 477	783	558	691	525	569	394	-	-	-	-	-	-
	1 378	1 000	521	370	455	348	402	282	-	-	-	-	-	-

**2.5. STUDENTI PREMA VISOKIM UČILIŠTIMA, NAČINU STUDIRANJA, GODINI STUDIJA I SPOLU U AK. G. 2020./2021.**
**STUDENTS, BY INSTITUTIONS OF HIGHER EDUCATION, MODE OF STUDY, YEAR OF STUDY AND SEX, 2020/2021 ACADEMIC YEAR**

 (nastavak)  
 (continued)

	Ukupno Total		Godina studija Year of study											
			I.		II.		III.		IV.		V.		VI.	
	svega All	stu- dence Female students	svega All	stu- dence Female students	svega All	stu- dence Female students	svega All	stu- dence Female students	svega All	stu- dence Female students	svega All	stu- dence Female students	svega All	stu- dence Female students
Ekonomski fakultet, Split <i>Faculty of Economics, Split</i>	1 439	951	527	332	683	458	229	161	-	-	-	-	-	-
Redoviti/ Full-time	1 270	849	483	309	589	401	198	139	-	-	-	-	-	-
Ekonomski fakultet, Zagreb <i>Faculty of Economics and Business, Zagreb</i>	6 531	3 987	2 476	1 427	1 098	683	848	560	894	538	1 215	779	-	-
Redoviti/ Full-time	4 781	2 971	1 554	915	913	572	699	465	637	394	978	625	-	-
Fakultet za menadžment u turizmu i ugostiteljstvu, Opatija <i>Faculty of Tourism and Hospitality Management, Opatija</i>	1 321	922	523	364	216	146	208	148	374	264	-	-	-	-
Redoviti/ Full-time	626	465	254	191	119	82	111	82	142	110	-	-	-	-
Fakultet za menadžment u turizmu i ugostiteljstvu, Opatija – centar u Žaboku <i>Faculty of Tourism and Hospitality Management, Opatija – Department in Zabok</i>	709	452	149	79	137	97	148	101	275	175	-	-	-	-
Redoviti/ Full-time	-	-	-	-	-	-	-	-	-	-	-	-	-	-
Fakultet organizacije i informatike, Varaždin <i>Faculty of Organisation and Informatics, Varaždin</i>	1 749	720	826	336	563	247	360	137	-	-	-	-	-	-
Redoviti/ Full-time	1 521	636	769	308	481	217	271	111	-	-	-	-	-	-
Odjel za informatiku Sveučilišta u Rijeci <i>Department of Informatics of University of Rijeka</i>	380	98	121	29	123	37	136	32	-	-	-	-	-	-
Redoviti/ Full-time	380	98	121	29	123	37	136	32	-	-	-	-	-	-
Pravni fakultet, Osijek <i>Faculty of Law, Osijek</i>	1 505	1 111	335	259	228	172	313	228	337	249	292	203	-	-
Redoviti/ Full-time	651	515	235	181	104	89	131	107	74	59	107	79	-	-
Pravni fakultet, Rijeka <i>Faculty of Law, Rijeka</i>	968	734	248	189	209	161	209	161	159	111	143	112	-	-
Redoviti/ Full-time	821	610	227	169	179	134	179	137	134	94	102	76	-	-
Pravni fakultet, Split <i>Faculty of Law, Split</i>	1 509	1 059	245	186	438	309	303	210	240	171	283	183	-	-
Redoviti/ Full-time	672	495	193	150	221	156	87	66	76	57	95	66	-	-
Pravni fakultet, Zagreb <i>Faculty of Law, Zagreb</i>	4 860	3 660	1 526	1 179	786	575	1 032	775	1 027	793	489	338	-	-
Redoviti/ Full-time	2 881	2 150	1 142	865	562	408	544	417	449	339	184	121	-	-
Fakultet političkih znanosti, Zagreb <i>Faculty of Political Sciences, Zagreb</i>	1 293	887	582	387	413	306	192	130	106	64	-	-	-	-
Redoviti/ Full-time	1 290	885	582	387	411	305	192	130	105	63	-	-	-	-

**2.5. STUDENTI PREMA VISOKIM UČILIŠTIMA, NAČINU STUDIRANJA, GODINI STUDIJA I SPOLU U AK. G. 2020./2021.**
**STUDENTS, BY INSTITUTIONS OF HIGHER EDUCATION, MODE OF STUDY, YEAR OF STUDY AND SEX, 2020/2021 ACADEMIC YEAR**

 (nastavak)  
 (continued)

	Ukupno Total		Godina studija Year of study											
			I.		II.		III.		IV.		V.		VI.	
	svega All	stu- dence Female students	svega All	stu- dence Female students	svega All	stu- dence Female students	svega All	stu- dence Female students	svega All	stu- dence Female students	svega All	stu- dence Female students	svega All	stu- dence Female students
Kineziološki fakultet, Osijek <i>Faculty of Kinesiology, Osijek</i>	233	70	108	30	60	16	65	24	-	-	-	-	-	-
Redoviti/ Full-time	233	70	108	30	60	16	65	24	-	-	-	-	-	-
Kineziološki fakultet, Split <i>Faculty of Kinesiology, Split</i>	379	150	155	57	138	57	86	36	-	-	-	-	-	-
Redoviti/ Full-time	379	150	155	57	138	57	86	36	-	-	-	-	-	-
Kineziološki fakultet, Zagreb <i>Faculty of Kinesiology, Zagreb</i>	1 297	387	349	90	247	76	236	79	169	63	296	79	-	-
Redoviti/ Full-time	1 297	387	349	90	247	76	236	79	169	63	296	79	-	-
Fakultet za odgojne i obrazovne znanosti, Osijek <i>Faculty of Educational Sciences, Osijek</i>	814	784	237	232	207	201	180	179	71	60	119	112	-	-
Redoviti/ Full-time	496	472	112	108	98	97	96	95	71	60	119	112	-	-
Učiteljski fakultet, Rijeka <i>Faculty of Teacher Education, Rijeka</i>	519	507	186	180	161	161	93	88	38	38	41	40	-	-
Redoviti/ Full-time	357	347	97	93	88	88	93	88	38	38	41	40	-	-
Učiteljski fakultet, Zagreb <i>Faculty of Teacher Education, Zagreb</i>	1 712	1 663	505	496	624	609	241	237	130	116	212	205	-	-
Redoviti/ Full-time	1 228	1 186	300	294	349	338	237	233	130	116	212	205	-	-
Učiteljski fakultet, Zagreb – centar u Čakovcu <i>Faculty of Teacher Education, Zagreb – Department in Čakovec</i>	582	563	194	189	112	107	152	150	61	59	63	58	-	-
Redoviti/ Full-time	329	315	86	83	43	40	76	75	61	59	63	58	-	-
Učiteljski fakultet, Zagreb – centar u Petrinji <i>Faculty of Teacher Education, Zagreb – Department in Petrinja</i>	535	516	163	154	129	126	155	149	38	37	50	50	-	-
Redoviti/ Full-time	292	282	74	71	53	51	77	73	38	37	50	50	-	-
Edukacijsko- rehabilitacijski fakultet, Zagreb <i>Faculty of Education and Rehabilitation, Zagreb</i>	945	898	381	365	409	384	155	149	-	-	-	-	-	-
Redoviti/ Full-time	866	825	351	339	360	337	155	149	-	-	-	-	-	-
Filozofski fakultet, Osijek <i>Faculty of Humanities and Social Sciences, Osijek</i>	1 237	928	480	360	515	385	242	183	-	-	-	-	-	-
Redoviti/ Full-time	1 237	928	480	360	515	385	242	183	-	-	-	-	-	-

**2.5. STUDENTI PREMA VISOKIM UČILIŠTIMA, NAČINU STUDIRANJA, GODINI STUDIJA I SPOLU U AK. G. 2020./2021.**
**STUDENTS, BY INSTITUTIONS OF HIGHER EDUCATION, MODE OF STUDY, YEAR OF STUDY AND SEX, 2020/2021 ACADEMIC YEAR**

 (nastavak)  
 (continued)

	Ukupno Total		Godina studija Year of study											
			I.		II.		III.		IV.		V.		VI.	
	svega All	stu- dence Female students	svega All	stu- dence Female students	svega All	stu- dence Female students	svega All	stu- dence Female students	svega All	stu- dence Female students	svega All	stu- dence Female students	svega All	stu- dence Female students
Filozofski fakultet, Rijeka <i>Faculty of Humanities and Social Sciences, Rijeka</i>	1 278	1 091	419	360	465	401	394	330	-	-	-	-	-	-
Redoviti/ Full-time	1 278	1 091	419	360	465	401	394	330	-	-	-	-	-	-
Filozofski fakultet, Split <i>Faculty of Humanities and Social Sciences, Split</i>	1 345	1 182	454	398	529	455	258	228	54	53	50	48	-	-
Redoviti/ Full-time	1 221	1 060	408	352	451	379	258	228	54	53	50	48	-	-
Filozofski fakultet, Zagreb <i>Faculty of Humanities and Social Sciences, Zagreb</i>	6 148	4 605	1 760	1 325	2 800	2 131	1 404	1 046	163	96	21	7	-	-
Redoviti/ Full-time	5 990	4 459	1 722	1 289	2 680	2 021	1 404	1 046	163	96	21	7	-	-
Fakultet hrvatskih studija, Zagreb <i>Faculty of Croatian Studies, Zagreb</i>	1 302	979	543	400	544	415	215	164	-	-	-	-	-	-
Redoviti/ Full-time	1 302	979	543	400	544	415	215	164	-	-	-	-	-	-
Sveučilišni odjel za forenzične znanosti, Split <i>University Department of Forensic Sciences, Split</i>	154	88	72	43	82	45	-	-	-	-	-	-	-	-
Redoviti/ Full-time	154	88	72	43	82	45	-	-	-	-	-	-	-	-
Sveučilište u Dubrovniku <i>University of Dubrovnik</i>	1 170	484	471	186	450	194	249	104	-	-	-	-	-	-
Redoviti/ Full-time	828	351	343	132	327	142	158	77	-	-	-	-	-	-
Sveučilište u Puli – Pola <i>University of Pula – Pola</i>	2 816	1 817	1 043	644	1 020	685	688	436	31	19	34	33	-	-
Redoviti/ Full-time	2 239	1 427	843	515	801	521	530	339	31	19	34	33	-	-
Sveučilište u Rijeci <i>University of Rijeka</i>	147	62	56	33	46	16	45	13	-	-	-	-	-	-
Redoviti/ Full-time	134	55	55	33	34	9	45	13	-	-	-	-	-	-
Sveučilište u Splitu <i>University of Split</i>	163	61	82	37	51	20	30	4	-	-	-	-	-	-
Redoviti/ Full-time	163	61	82	37	51	20	30	4	-	-	-	-	-	-
Sveučilište Vern <i>Vern University</i>	36	19	25	13	-	-	11	6	-	-	-	-	-	-
Redoviti/ Full-time	35	18	24	12	-	-	11	6	-	-	-	-	-	-
Sveučilište u Zadru <i>University of Zadar</i>	4 881	3 607	1 764	1 288	1 899	1 385	1 041	769	68	64	109	101	-	-
Redoviti/ Full-time	3 316	2 526	1 346	1 003	1 128	858	674	506	68	64	100	95	-	-
Sveučilište Sjever, Koprivnica <i>University North, Koprivnica</i>	1 432	841	669	380	661	396	102	65	-	-	-	-	-	-
Redoviti/ Full-time	528	324	256	158	237	144	35	22	-	-	-	-	-	-

**2.5. STUDENTI PREMA VISOKIM UČILIŠTIMA, NAČINU STUDIRANJA, GODINI STUDIJA I SPOLU U AK. G. 2020./2021.**
**STUDENTS, BY INSTITUTIONS OF HIGHER EDUCATION, MODE OF STUDY, YEAR OF STUDY AND SEX, 2020/2021 ACADEMIC YEAR**

 (nastavak)  
 (continued)

	Ukupno Total		Godina studija Year of study											
			I.		II.		III.		IV.		V.		VI.	
	svega All	stu- dence Female students	svega All	stu- dence Female students	svega All	stu- dence Female students	svega All	stu- dence Female students	svega All	stu- dence Female students	svega All	stu- dence Female students	svega All	stu- dence Female students
Libertas međunarodno sveučilište, Zagreb <i>Libertas International University, Zagreb</i> Redoviti/ Full-time	1 321	746	418	228	548	313	355	205	-	-	-	-	-	-
Hrvatsko katoličko sveučilište, Zagreb <i>Croatian Catholic University, Zagreb</i> Redoviti/ Full-time	1 253	1 001	454	362	551	447	248	192	-	-	-	-	-	-
Katolički bogoslovni fakultet, Đakovo <i>Catholic Theological Faculty, Đakovo</i> Redoviti/ Full-time	83	43	13	3	9	6	5	2	20	12	36	20	-	-
Katolički bogoslovni fakultet, Split <i>Catholic Theological Faculty, Split</i> Redoviti/ Full-time	170	91	37	21	46	28	39	29	19	4	29	9	-	-
Katolički bogoslovni fakultet, Zagreb <i>Catholic Theological Faculty and Institutes, Zagreb</i> Redoviti/ Full-time	405	130	91	36	96	38	88	31	55	9	75	16	-	-
Fakultet filozofije i religijskih znanosti, Zagreb <i>Faculty of Philosophy and Religious Studies, Zagreb</i> Redoviti/ Full-time	131	87	42	24	49	32	40	31	-	-	-	-	-	-
Filozofsko-teološki institut Družbe Isusove, Zagreb <i>Institute of Philosophy of the Society of Jesus, Zagreb</i> Redoviti/ Full-time	72	8	6	-	16	4	14	-	12	-	24	4	-	-
Sveučilišni centar za protestantsku teologiju Matija Vlačić Ilirik, Zagreb <i>University Center for Protestant Theology Matthias Flacius Illyricus Zagreb</i> Redoviti/ Full-time	29	17	12	7	11	5	6	5	-	-	-	-	-	-
	21	13	9	5	8	5	4	3	-	-	-	-	-	-

**2.5. STUDENTI PREMA VISOKIM UČILIŠTIMA, NAČINU STUDIRANJA, GODINI STUDIJA I SPOLU U AK. G. 2020./2021.**
**STUDENTS, BY INSTITUTIONS OF HIGHER EDUCATION, MODE OF STUDY, YEAR OF STUDY AND SEX, 2020/2021 ACADEMIC YEAR**

 (nastavak)  
 (continued)

	Ukupno Total		Godina studija Year of study											
			I.		II.		III.		IV.		V.		VI.	
	svega All	stu- dence Female students	svega All	stu- dence Female students	svega All	stu- dence Female students	svega All	stu- dence Female students	svega All	stu- dence Female students	svega All	stu- dence Female students	svega All	stu- dence Female students
Umjetničke akademije <i>Art academies</i>	2 689	1 743	897	592	857	578	518	345	191	96	226	132	-	-
Redoviti/ <i>Full-time</i>	2 508	1 633	814	539	789	534	489	332	190	96	226	132	-	-
Muzička akademija, Zagreb <i>Academy of Music, Zagreb</i>	555	296	94	56	89	51	94	49	83	34	195	106	-	-
Redoviti/ <i>Full-time</i>	555	296	94	56	89	51	94	49	83	34	195	106	-	-
Akademija likovnih umjetnosti, Zagreb <i>Academy of Fine Arts, Zagreb</i>	415	295	152	104	125	97	75	57	45	23	18	14	-	-
Redoviti/ <i>Full-time</i>	415	295	152	104	125	97	75	57	45	23	18	14	-	-
Akademija za umjetnosti i kulturu, Osijek <i>Academy of Arts and Culture, Osijek</i>	701	466	294	190	265	190	125	78	17	8	-	-	-	-
Redoviti/ <i>Full-time</i>	520	356	211	137	197	146	96	65	16	8	-	-	-	-
Umjetnička akademija, Split <i>Arts Academy, Split</i>	409	286	146	105	121	78	83	60	46	31	13	12	-	-
Redoviti/ <i>Full-time</i>	409	286	146	105	121	78	83	60	46	31	13	12	-	-
Akademija dramske umjetnosti, Zagreb <i>Academy of Dramatic Arts, Zagreb</i>	336	175	104	45	157	81	75	49	-	-	-	-	-	-
Redoviti/ <i>Full-time</i>	336	175	104	45	157	81	75	49	-	-	-	-	-	-
Akademija primijenjenih umjetnosti, Rijeka <i>Academy of Applied Arts, Rijeka</i>	273	225	107	92	100	81	66	52	-	-	-	-	-	-
Redoviti/ <i>Full-time</i>	273	225	107	92	100	81	66	52	-	-	-	-	-	-



**2.6. STUDENTI PREMA ŽUPANIJI I GRADU/OPĆINI PREBIVALIŠTA, VRSTAMA VISOKIH UČILIŠTA I NAČINU STUDIRANJA U AK. G. 2020./2021.**

STUDENTS, BY COUNTY AND TOWN/MUNICIPALITY OF RESIDENCE, TYPE OF INSTITUTION OF HIGHER EDUCATION AND MODE OF STUDY, 2020/2021 ACADEMIC YEAR

	Ukupno Total		Visoke škole Schools of professional higher education		Veleučilišta Polytechnics		Fakulteti Faculties				Umjetničke akademije Art academies	
	svega All	redoviti Full-time	svega All	redoviti Full-time	svega All	redoviti Full-time	stručni studij Professional study		sveučilišni studij University study		svega All	redoviti Full-time
							svega All	redoviti Full-time	svega All	redoviti Full-time		
Ukupno Total	155 627	112 728	6 418	3 785	20 196	9 302	20 078	10 160	106 246	86 973	2 689	2 508
Republika Hrvatska Republic of Croatia	149 266	107 811	6 078	3 517	19 865	9 131	19 303	9 908	101 432	82 847	2 588	2 408
Zagrebačka županija County of Zagreb	10 943	7 478	503	262	2 527	1 032	1 204	604	6 557	5 431	152	149
Gradovi/ Towns	8 725	6 035	390	211	1 935	793	978	493	5 287	4 406	135	132
Dugo Selo	946	638	41	16	213	83	132	81	550	448	10	10
Ivanić-Grad	454	310	39	19	82	32	45	24	284	232	4	3
Jastrebarsko	722	531	31	17	174	90	59	31	446	381	12	12
Samobor	1 520	1 111	68	44	318	152	184	98	910	777	40	40
Sveta Nedelja	713	504	29	12	171	79	65	26	435	374	13	13
Sveti Ivan Zelina	487	330	27	15	86	27	94	43	275	240	5	5
Velika Gorica	2 338	1 594	98	55	517	186	231	117	1 468	1 213	24	23
Vrbovec	407	273	26	11	83	32	59	24	229	196	10	10
Zaprešić	1 138	744	31	22	291	112	109	49	690	545	17	16
Općine/ Municipalities	2 218	1 443	113	51	592	239	226	111	1 270	1 025	17	17
Bedenica	51	38	3	-	7	3	11	7	30	28	-	-
Bistra	263	157	10	2	66	25	22	7	164	122	1	1
Brckovljani	28	14	3	2	11	2	8	6	6	4	-	-
Brdovec	365	246	16	5	90	37	25	12	231	189	3	3
Dubrava	103	70	10	6	24	11	12	6	57	47	-	-
Dubravica	41	20	-	-	18	6	7	2	15	11	1	1
Farkaševac	32	16	3	3	15	5	7	2	7	6	-	-
Gradec	63	48	2	2	17	10	7	4	37	32	-	-
Jakovlje	98	64	1	1	29	11	9	5	59	47	-	-
Klinča Sela	63	32	6	1	18	4	5	2	34	25	-	-
Kloštar Ivanić	159	117	15	7	36	18	19	14	86	75	3	3
Krašić	76	50	-	-	26	11	5	1	45	38	-	-
Kravarsko	109	74	2	-	22	6	12	6	72	61	1	1
Križ	182	122	13	7	51	27	14	8	104	80	-	-
Luka	38	24	-	-	13	7	3	1	21	15	1	1
Marija Gorica	67	40	1	1	19	6	8	2	38	30	1	1
Orle	26	14	1	1	13	6	3	1	9	6	-	-
Pisarovina	95	63	3	1	28	11	16	10	47	40	1	1
Pokupsko	32	24	1	1	7	2	2	1	20	18	2	2
Preseka	30	20	1	1	8	4	3	1	17	13	1	1
Pušća	92	65	3	2	26	9	7	5	56	49	-	-
Rakovec	27	16	2	2	4	1	6	3	15	10	-	-
Rugvica	54	26	11	5	19	5	2	-	22	16	-	-
Stupnik	116	78	6	1	24	11	12	5	72	59	2	2
Žumberak	8	5	-	-	1	1	1	-	6	4	-	-
Krapinsko-zagorska županija County of Krapina-Zagorje	4 224	2 965	99	50	849	451	520	248	2 696	2 157	60	59
Gradovi/ Towns	1 806	1 246	42	21	392	196	207	97	1 139	907	26	25
Donja Stubica	197	129	2	-	48	26	24	10	118	89	5	4
Klanjec	98	68	2	2	18	9	18	10	58	45	2	2

**2.6. STUDENTI PREMA ŽUPANIJI I GRADU/OPĆINI PREBIVALIŠTA, VRSTAMA VISOKIH UČILIŠTA I NAČINU STUDIRANJA U AK. G. 2020./2021.**

*STUDENTS, BY COUNTY AND TOWN/MUNICIPALITY OF RESIDENCE, TYPE OF INSTITUTION OF HIGHER EDUCATION AND MODE OF STUDY, 2020/2021 ACADEMIC YEAR*

(nastavak)  
(continued)

	Ukupno Total		Visoke škole Schools of professional higher education		Veleučilišta Polytechnics		Fakulteti Faculties				Umjetničke akademije Art academies	
	svoga All	redoviti Full-time	svoga All	redoviti Full-time	svoga All	redoviti Full-time	stručni studij Professional study		sveučilišni studij University study		svoga All	redoviti Full-time
							svoga All	redoviti Full-time	svoga All	redoviti Full-time		
Krapina	543	377	14	8	125	65	59	24	342	277	3	3
Oroslavje	198	146	6	3	44	22	21	11	122	105	5	5
Pregrada	209	146	2	1	34	12	20	12	149	117	4	4
Zabok	364	230	13	4	83	41	42	16	223	166	3	3
Zlatar	197	150	3	3	40	21	23	14	127	108	4	4
<i>Općine/ Municipalities</i>	2 418	1 719	57	29	457	255	313	151	1 557	1 250	34	34
Bedekovčina	237	177	8	3	44	24	40	22	141	124	4	4
Budinščina	64	45	-	-	9	4	11	5	43	35	1	1
Desinić	72	49	3	2	11	8	5	2	51	35	2	2
Đurmanec	121	88	3	2	26	15	20	13	72	58	-	-
Gornja Stubica	167	109	7	3	38	21	29	14	92	70	1	1
Hrašćina	33	30	-	-	4	4	5	2	23	23	1	1
Hum na Sutli	137	109	1	-	24	19	17	10	95	80	-	-
Jesenje	45	36	-	-	7	5	4	2	33	28	1	1
Konjščina	121	83	2	2	18	8	24	8	75	63	2	2
Kraljevec na Sutli	34	17	2	-	7	4	4	-	20	12	1	1
Krapinske Toplice	158	114	4	3	30	16	11	6	110	86	3	3
Kumrovec	38	24	1	-	11	5	3	2	23	17	-	-
Lobor	96	64	1	1	16	2	12	6	65	53	2	2
Mače	67	51	1	1	15	12	7	3	44	35	-	-
Marija Bistrica	217	151	3	3	37	19	26	13	148	113	3	3
Mihovljan	65	49	2	1	13	9	5	2	45	37	-	-
Novi Golubovec	21	14	1	1	3	2	6	3	10	7	1	1
Petrovsko	55	38	1	-	10	4	3	1	40	32	1	1
Radoboj	104	79	3	3	16	10	12	6	73	60	-	-
Stubičke Toplice	86	51	6	1	17	10	22	8	41	32	-	-
Sveti Križ Začretje	179	132	3	1	46	26	18	10	109	92	3	3
Tuhelj	77	49	1	-	12	5	7	3	55	39	2	2
Veliko Trgovišće	131	96	2	1	30	17	12	7	82	66	5	5
Zagorska Sela	20	14	1	-	4	3	3	1	12	10	-	-
Zlatar-Bistrica	73	50	1	1	9	3	7	2	55	43	1	1
<i>Sisačko-moslavačka županija County of Sisak-Moslavina</i>	4 500	3 123	132	72	858	353	576	257	2 886	2 396	48	45
<i>Gradovi/ Towns</i>	3 906	2 717	115	65	720	288	491	219	2 534	2 102	46	43
Glina	167	116	3	1	27	12	19	7	116	94	2	2
Hrvatska Kostajnica	102	81	2	-	20	11	13	6	67	64	-	-
Kutina	732	539	25	18	117	47	110	67	472	399	8	8
Novska	365	270	13	6	65	32	44	28	232	194	11	10
Petrinja	690	487	18	8	136	54	76	28	451	388	9	9
Popovača	284	182	8	2	75	24	29	15	170	139	2	2
Sisak	1 566	1 042	46	30	280	108	200	68	1 026	824	14	12
<i>Općine/ Municipalities</i>	594	406	17	7	138	65	85	38	352	294	2	2
Donji Kukuruzari	28	25	1	1	3	1	3	2	21	21	-	-
Dvor	44	30	1	1	4	2	5	2	34	25	-	-
Gvozd	28	20	1	-	7	4	3	3	17	13	-	-
Hrvatska Dubica	40	30	2	1	7	4	7	3	24	22	-	-
Jasenovac	26	18	-	-	6	3	3	1	17	14	-	-
Lekenik	112	67	4	1	30	10	14	7	64	49	-	-

**2.6. STUDENTI PREMA ŽUPANIJI I GRADU/OPĆINI PREBIVALIŠTA, VRSTAMA VISOKIH UČILIŠTA I NAČINU STUDIRANJA U AK. G. 2020./2021.**

*STUDENTS, BY COUNTY AND TOWN/MUNICIPALITY OF RESIDENCE, TYPE OF INSTITUTION OF HIGHER EDUCATION AND MODE OF STUDY, 2020/2021 ACADEMIC YEAR*

(nastavak)  
(continued)

	Ukupno <i>Total</i>		Visoke škole <i>Schools of professional higher education</i>		Veleučilišta <i>Polytechnics</i>		Fakulteti <i>Faculties</i>				Umjetničke akademije <i>Art academies</i>	
	svoga <i>All</i>	redoviti <i>Full-time</i>	svoga <i>All</i>	redoviti <i>Full-time</i>	svoga <i>All</i>	redoviti <i>Full-time</i>	stručni studij <i>Professional study</i>		sveučilišni studij <i>University study</i>		svoga <i>All</i>	redoviti <i>Full-time</i>
							svoga <i>All</i>	redoviti <i>Full-time</i>	svoga <i>All</i>	redoviti <i>Full-time</i>		
Lipovljani	92	70	2	1	17	8	15	6	58	55	-	-
Majur	1	-	1	-	-	-	-	-	-	-	-	-
Martinska Ves	35	25	-	-	9	6	7	3	19	16	-	-
Sunja	71	48	1	-	25	12	7	2	37	33	1	1
Topusko	56	36	2	1	13	8	13	5	28	22	-	-
Velika Ludina	61	37	2	1	17	7	8	4	33	24	1	1
<b>Karlovačka županija <i>County of Karlovac</i></b>	<b>3 645</b>	<b>2 693</b>	<b>69</b>	<b>39</b>	<b>931</b>	<b>577</b>	<b>379</b>	<b>177</b>	<b>2 231</b>	<b>1 866</b>	<b>35</b>	<b>34</b>
<i>Gradovi / Towns</i>	<i>3 084</i>	<i>2 266</i>	<i>57</i>	<i>29</i>	<i>765</i>	<i>465</i>	<i>330</i>	<i>150</i>	<i>1 901</i>	<i>1 592</i>	<i>31</i>	<i>30</i>
Duga Resa	359	271	8	4	96	66	38	20	215	179	2	2
Karlovac	1 983	1 418	36	15	500	292	213	87	1 212	1 003	22	21
Ogulin	428	333	8	8	86	53	44	23	285	244	5	5
Ozalj	156	116	4	2	42	27	23	12	86	74	1	1
Slunj	158	128	1	-	41	27	12	8	103	92	1	1
<i>Općine / Municipalities</i>	<i>561</i>	<i>427</i>	<i>12</i>	<i>10</i>	<i>166</i>	<i>112</i>	<i>49</i>	<i>27</i>	<i>330</i>	<i>274</i>	<i>4</i>	<i>4</i>
Barilović	25	19	-	-	10	7	2	1	13	11	-	-
Bosiljevo	16	11	-	-	2	1	2	1	12	9	-	-
Cetingrad	31	28	1	1	10	8	-	-	20	19	-	-
Draganić	68	50	1	1	26	20	6	3	34	25	1	1
Generalski Stol	36	24	1	1	9	6	4	-	22	17	-	-
Josipdol	75	53	1	1	22	12	4	1	47	38	1	1
Kamanje	29	22	-	-	9	5	3	2	17	15	-	-
Krnjak	16	15	1	1	6	5	-	-	9	9	-	-
Lasinja	26	18	-	-	8	6	4	2	14	10	-	-
Netretić	21	18	2	2	5	5	3	3	11	8	-	-
Plaški	17	11	-	-	2	1	2	1	13	9	-	-
Rakovica	79	56	3	2	19	7	8	5	48	41	1	1
Ribnik	10	8	-	-	3	2	-	-	7	6	-	-
Saborsko	8	6	1	1	2	1	1	1	4	3	-	-
Tounj	14	13	-	-	4	3	-	-	10	10	-	-
Vojnić	49	39	-	-	21	18	6	3	21	17	1	1
Žakanje	41	36	1	-	8	5	4	4	28	27	-	-
<b>Varaždinska županija <i>County of Varaždin</i></b>	<b>5 474</b>	<b>3 981</b>	<b>139</b>	<b>89</b>	<b>497</b>	<b>301</b>	<b>1 223</b>	<b>584</b>	<b>3 527</b>	<b>2 922</b>	<b>88</b>	<b>85</b>
<i>Gradovi / Towns</i>	<i>3 517</i>	<i>2 583</i>	<i>94</i>	<i>66</i>	<i>304</i>	<i>174</i>	<i>729</i>	<i>347</i>	<i>2 322</i>	<i>1 930</i>	<i>68</i>	<i>66</i>
Ivanec	517	393	14	9	56	34	114	64	328	281	5	5
Lepoglava	232	176	11	5	18	13	38	18	163	138	2	2
Ludbreg	300	225	16	13	27	14	64	31	187	162	6	5
Novi Marof	410	289	10	6	46	28	87	40	261	209	6	6
Varaždin	1 880	1 379	40	30	135	75	370	173	1 286	1 053	49	48
Varaždinske Toplice	178	121	3	3	22	10	56	21	97	87	-	-
<i>Općine / Municipalities</i>	<i>1 957</i>	<i>1 398</i>	<i>45</i>	<i>23</i>	<i>193</i>	<i>127</i>	<i>494</i>	<i>237</i>	<i>1 205</i>	<i>992</i>	<i>20</i>	<i>19</i>
Bednja	122	76	3	-	16	8	28	13	74	54	1	1
Beretinac	54	42	-	-	6	6	16	8	31	27	1	1
Breznica	28	16	3	-	4	2	7	3	14	11	-	-

**2.6. STUDENTI PREMA ŽUPANIJI I GRADU/OPĆINI PREBIVALIŠTA, VRSTAMA VISOKIH UČILIŠTA I NAČINU STUDIRANJA U AK. G. 2020./2021.**

*STUDENTS, BY COUNTY AND TOWN/MUNICIPALITY OF RESIDENCE, TYPE OF INSTITUTION OF HIGHER EDUCATION AND MODE OF STUDY, 2020/2021 ACADEMIC YEAR*

(nastavak)  
(continued)

	Ukupno Total		Visoke škole Schools of professional higher education		Veleučilišta Polytechnics		Fakulteti Faculties				Umjetničke akademije Art academies	
	svega All	redoviti Full-time	svega All	redoviti Full-time	svega All	redoviti Full-time	stručni studij Professional study		sveučilišni studij University study		svega All	redoviti Full-time
							svega All	redoviti Full-time	svega All	redoviti Full-time		
Breznički Hum	58	41	1	-	3	2	16	10	38	29	-	-
Cestica	122	77	2	-	4	2	41	17	75	58	-	-
Donja Voća	44	31	1	-	7	5	9	5	27	21	-	-
Gornji Knežinec	189	142	4	4	18	10	50	25	113	99	4	4
Jalžabet	65	47	4	1	10	6	10	5	41	35	-	-
Klenovnik	55	34	-	-	5	2	20	9	30	23	-	-
Ljubešćica	64	48	-	-	4	4	17	7	43	37	-	-
Mali Bukovec	95	64	2	2	7	5	29	13	55	42	2	2
Martijanec	57	44	2	2	6	6	14	8	35	28	-	-
Maruševec	146	97	2	1	16	10	42	15	85	71	1	-
Petrijanec	115	78	-	-	13	8	33	12	68	57	1	1
Sračinec	106	82	-	-	12	7	27	19	65	54	2	2
Sveti Đurd	85	61	4	3	13	8	20	7	47	42	1	1
Sveti Ilija	73	56	1	1	9	7	16	11	46	36	1	1
Trnovec Bartolovečki	210	159	3	-	16	10	48	26	142	122	1	1
Veliki Bukovec	4	4	2	2	-	-	1	1	1	1	-	-
Vidovec	144	101	8	5	11	8	30	10	94	77	1	1
Vinica	85	67	2	2	8	6	17	10	54	45	4	4
Visoko	36	31	1	-	5	5	3	3	27	23	-	-
<b>Koprivničko-križevačka županija County of Koprivnica-Križevci</b>	<b>3 567</b>	<b>2 553</b>	<b>225</b>	<b>154</b>	<b>482</b>	<b>247</b>	<b>643</b>	<b>294</b>	<b>2 169</b>	<b>1 811</b>	<b>48</b>	<b>47</b>
<b>Gradovi/ Towns</b>	<b>2 300</b>	<b>1 680</b>	<b>140</b>	<b>93</b>	<b>256</b>	<b>136</b>	<b>402</b>	<b>176</b>	<b>1 463</b>	<b>1 237</b>	<b>39</b>	<b>38</b>
Đurđevac	254	188	12	10	49	27	34	13	157	136	2	2
Koprivnica	1 268	918	64	45	106	54	244	109	831	688	23	22
Križevci	778	574	64	38	101	55	124	54	475	413	14	14
<b>Općine/ Municipalities</b>	<b>1 267</b>	<b>873</b>	<b>85</b>	<b>61</b>	<b>226</b>	<b>111</b>	<b>241</b>	<b>118</b>	<b>706</b>	<b>574</b>	<b>9</b>	<b>9</b>
Drnje	25	12	3	1	5	-	6	3	11	8	-	-
Đelekovec	68	47	5	5	4	2	13	3	46	37	-	-
Ferdinandovac	47	28	4	4	12	5	10	5	21	14	-	-
Gola	50	33	4	3	6	2	11	3	28	24	1	1
Gornja Rijeka	58	43	2	2	11	6	7	5	37	29	1	1
Hlebine	19	11	-	-	5	2	6	2	8	7	-	-
Kalinovac	47	35	4	3	7	3	7	4	29	25	-	-
Kalnik	13	9	1	-	2	1	2	-	8	8	-	-
Kloštar Podravski	84	66	3	3	19	9	9	6	53	48	-	-
Koprivnički Bregi	53	32	2	2	5	1	17	7	29	22	-	-
Koprivnički Ivanec	50	34	1	-	8	6	9	3	31	24	1	1
Legrad	37	28	-	-	5	3	13	8	19	17	-	-
Molve	53	39	6	6	11	6	6	1	29	25	1	1
Novigrad Podravski	85	52	7	4	18	7	10	3	50	38	-	-
Novo Virje	15	12	-	-	4	3	4	3	7	6	-	-
Peteranec	59	36	2	1	6	5	19	9	31	20	1	1
Podravske Sesvete	32	25	3	3	9	6	4	3	16	13	-	-
Rasinja	63	44	4	2	11	5	21	12	25	23	2	2
Sokolovac	67	46	5	4	6	3	16	7	40	32	-	-
Sveti Ivan Žabno	122	82	17	10	29	16	13	6	62	49	1	1
Sveti Petar Orehovec	120	85	10	7	23	12	21	12	66	54	-	-
Virje	100	74	2	1	20	8	17	13	60	51	1	1

**2.6. STUDENTI PREMA ŽUPANIJI I GRADU/OPĆINI PREBIVALIŠTA, VRSTAMA VISOKIH UČILIŠTA I NAČINU STUDIRANJA U AK. G. 2020./2021.**

*STUDENTS, BY COUNTY AND TOWN/MUNICIPALITY OF RESIDENCE, TYPE OF INSTITUTION OF HIGHER EDUCATION AND MODE OF STUDY, 2020/2021 ACADEMIC YEAR*

(nastavak)  
(continued)

	Ukupno <i>Total</i>		Visoke škole <i>Schools of professional higher education</i>		Veleučilišta <i>Polytechnics</i>		Fakulteti <i>Faculties</i>				Umjetničke akademije <i>Art academies</i>	
	svega <i>All</i>	redoviti <i>Full-time</i>	svega <i>All</i>	redoviti <i>Full-time</i>	svega <i>All</i>	redoviti <i>Full-time</i>	stručni studij <i>Professional study</i>		sveučilišni studij <i>University study</i>		svega <i>All</i>	redoviti <i>Full-time</i>
							svega <i>All</i>	redoviti <i>Full-time</i>	svega <i>All</i>	redoviti <i>Full-time</i>		
Bjelovarsko-bilogorska županija <i>County of Bjelovar-Bilogora</i>	3 117	2 174	213	145	668	300	301	138	1 897	1 554	38	37
<i>Gradovi/ Towns</i>	2 410	1 676	156	103	505	231	248	107	1 471	1 206	30	29
Bjelovar	1 374	925	69	40	313	138	157	61	813	664	22	22
Čazma	169	111	11	3	39	21	20	12	98	74	1	1
Daruvar	464	351	36	30	91	42	34	15	300	262	3	2
Garešnica	248	182	22	16	27	15	22	11	174	137	3	3
Grubišno Polje	155	107	18	14	35	15	15	8	86	69	1	1
<i>Općine/ Municipalities</i>	707	498	57	42	163	69	53	31	426	348	8	8
Berek	17	10	3	1	5	1	1	1	8	7	-	-
Dežanovac	51	43	8	7	6	5	3	2	34	29	-	-
Đulovac	27	16	4	4	5	2	1	-	17	10	-	-
Hercegovac	62	46	1	1	14	4	2	1	45	40	-	-
Ivanska	30	24	2	2	2	1	2	-	23	20	1	1
Kapela	30	14	3	1	11	3	2	2	14	8	-	-
Končanica	27	24	6	6	4	3	1	1	16	14	-	-
Nova Rača	67	41	4	1	17	8	9	5	36	26	1	1
Rovišće	114	65	3	2	40	13	11	4	60	46	-	-
Severin	13	10	-	-	2	1	-	-	10	8	1	1
Sirač	41	32	3	3	7	4	3	2	27	22	1	1
Šandrovac	19	10	-	-	5	1	3	1	11	8	-	-
Štefanje	30	22	3	1	10	6	-	-	17	15	-	-
Velika Pisanica	10	7	5	4	3	2	2	1	-	-	-	-
Velika Trnovitica	31	23	1	1	9	5	2	1	19	16	-	-
Veliki Grđevac	69	55	7	4	14	7	5	4	43	40	-	-
Veliko Trojstvo	62	50	4	4	8	2	5	5	41	35	4	4
Zrinski Topolovac	7	6	-	-	1	1	1	1	5	4	-	-
Primorsko-goranska županija <i>County of Primorje-Gorski kotar</i>	9 253	6 663	279	152	926	447	894	395	7 002	5 519	152	150
<i>Gradovi/ Towns</i>	6 917	4 922	226	124	692	323	641	281	5 242	4 079	116	115
Bakar	290	209	4	1	34	16	33	13	214	174	5	5
Cres	107	88	3	2	8	6	9	5	85	73	2	2
Crikvenica	384	268	13	7	40	21	39	15	286	219	6	6
Čabar	92	74	1	-	17	11	8	6	64	55	2	2
Delnice	132	98	2	-	20	10	21	12	87	74	2	2
Kastav	375	273	8	5	33	11	33	16	298	238	3	3
Kraljevica	165	116	2	1	8	2	17	6	135	104	3	3
Krki	199	140	9	9	14	9	18	9	153	108	5	5
Mali Lošinj	290	220	19	14	23	12	25	12	221	181	2	1
Novi Vinodolski	148	106	2	-	20	9	16	7	108	88	2	2
Opatija	278	213	12	6	24	11	19	9	214	178	9	9
Rab	221	162	7	3	21	9	18	11	174	138	1	1
Rijeka	4 131	2 876	143	75	396	177	376	154	3 144	2 398	72	72
Vrbovsko	105	79	1	1	34	19	9	6	59	51	2	2
<i>Općine/ Municipalities</i>	2 336	1 741	53	28	234	124	253	114	1 760	1 440	36	35
Baška	48	40	2	2	4	2	4	3	38	33	-	-
Brod Moravice	11	9	-	-	3	2	1	1	7	6	-	-

**2.6. STUDENTI PREMA ŽUPANIJI I GRADU/OPĆINI PREBIVALIŠTA, VRSTAMA VISOKIH UČILIŠTA I NAČINU STUDIRANJA U AK. G. 2020./2021.**

*STUDENTS, BY COUNTY AND TOWN/MUNICIPALITY OF RESIDENCE, TYPE OF INSTITUTION OF HIGHER EDUCATION AND MODE OF STUDY, 2020/2021 ACADEMIC YEAR*

(nastavak)  
(continued)

	Ukupno Total		Visoke škole Schools of professional higher education		Veleučilišta Polytechnics		Fakulteti Faculties				Umjetničke akademije Art academies	
	svoga All	redoviti Full-time	svoga All	redoviti Full-time	svoga All	redoviti Full-time	stručni studij Professional study		sveučilišni studij University study		svoga All	redoviti Full-time
							svoga All	redoviti Full-time	svoga All	redoviti Full-time		
Čavle	213	155	4	2	24	11	25	7	155	130	5	5
Dobrinj	44	32	1	-	2	1	1	1	40	30	-	-
Fužine	38	30	-	-	4	2	3	1	30	26	1	1
Jelenje	138	104	1	-	12	4	15	9	109	90	1	1
Klana	51	39	-	-	10	5	3	1	38	33	-	-
Kostrena	192	152	8	6	15	9	17	11	149	123	3	3
Lokve	24	16	-	-	2	-	3	3	18	12	1	1
Lopar	43	31	-	-	2	2	3	2	38	27	-	-
Lovran	120	94	2	1	9	5	13	7	95	80	1	1
Malinska-Dubašnica	120	84	7	4	11	6	13	6	88	67	1	1
Matulji	371	275	7	4	35	16	34	11	286	235	9	9
Mošćenička Draga	36	29	1	1	3	2	8	6	23	19	1	1
Mrkopalj	29	22	2	1	7	6	6	1	14	14	-	-
Omišalj	61	35	2	1	9	1	6	3	42	29	2	1
Punat	65	54	3	3	4	4	4	1	52	44	2	2
Ravna Gora	59	45	1	-	8	4	8	3	42	38	-	-
Skrad	23	18	1	-	3	2	1	-	18	16	-	-
Vinodolska općina	84	58	3	1	10	5	11	7	59	44	1	1
Viškovo	519	375	8	2	56	34	73	30	376	303	6	6
Vrbnik	47	44	-	-	1	1	1	-	43	41	2	2
<b>Ličko-senjska županija County of Lika-Senj</b>	<b>1 357</b>	<b>925</b>	<b>37</b>	<b>16</b>	<b>349</b>	<b>168</b>	<b>121</b>	<b>57</b>	<b>843</b>	<b>677</b>	<b>7</b>	<b>7</b>
<b>Gradovi/ Towns</b>	<b>1 081</b>	<b>742</b>	<b>30</b>	<b>14</b>	<b>272</b>	<b>125</b>	<b>97</b>	<b>46</b>	<b>677</b>	<b>552</b>	<b>5</b>	<b>5</b>
Gospić	466	304	15	6	153	73	38	20	257	202	3	3
Novalja	132	97	8	6	13	7	10	5	100	78	1	1
Otočac	277	192	4	2	67	24	30	13	175	152	1	1
Senj	206	149	3	-	39	21	19	8	145	120	-	-
<b>Općine/ Municipalities</b>	<b>276</b>	<b>183</b>	<b>7</b>	<b>2</b>	<b>77</b>	<b>43</b>	<b>24</b>	<b>11</b>	<b>166</b>	<b>125</b>	<b>2</b>	<b>2</b>
Brinje	48	35	1	-	15	12	8	3	24	20	-	-
Donji Lapac	10	5	-	-	4	2	1	-	4	2	1	1
Karlobag	21	15	1	-	6	5	2	-	12	10	-	-
Lovinac	18	11	-	-	4	2	3	1	11	8	-	-
Perušić	50	32	1	1	17	8	2	1	29	21	1	1
Plitvička Jezera	108	70	3	-	24	11	5	4	76	55	-	-
Udbina	11	8	-	-	4	2	3	2	4	4	-	-
Vrhovine	10	7	1	1	3	1	-	-	6	5	-	-
<b>Virovitičko-podravska županija County of Virovitica-Podravina</b>	<b>2 158</b>	<b>1 668</b>	<b>234</b>	<b>206</b>	<b>256</b>	<b>99</b>	<b>181</b>	<b>99</b>	<b>1 445</b>	<b>1 224</b>	<b>42</b>	<b>40</b>
<b>Gradovi/ Towns</b>	<b>1 370</b>	<b>1 072</b>	<b>152</b>	<b>138</b>	<b>140</b>	<b>50</b>	<b>107</b>	<b>57</b>	<b>941</b>	<b>798</b>	<b>30</b>	<b>29</b>
Orahovica	159	132	16	14	20	11	12	9	105	92	6	6
Slatina	432	341	36	32	41	17	36	16	312	270	7	6
Virovitica	779	599	100	92	79	22	59	32	524	436	17	17
<b>Općine/ Municipalities</b>	<b>788</b>	<b>596</b>	<b>82</b>	<b>68</b>	<b>116</b>	<b>49</b>	<b>74</b>	<b>42</b>	<b>504</b>	<b>426</b>	<b>12</b>	<b>11</b>
Črncac	18	14	-	-	2	1	4	4	12	9	-	-
Čačinci	79	56	7	7	12	6	10	6	48	36	2	1

**2.6. STUDENTI PREMA ŽUPANIJI I GRADU/OPĆINI PREBIVALIŠTA, VRSTAMA VISOKIH UČILIŠTA I NAČINU STUDIRANJA U AK. G. 2020./2021.**

*STUDENTS, BY COUNTY AND TOWN/MUNICIPALITY OF RESIDENCE, TYPE OF INSTITUTION OF HIGHER EDUCATION AND MODE OF STUDY, 2020/2021 ACADEMIC YEAR*

(nastavak)  
(continued)

	Ukupno Total		Visoke škole Schools of professional higher education		Veleučilišta Polytechnics		Fakulteti Faculties				Umjetničke akademije Art academies	
	svega All	redoviti Full-time	svega All	redoviti Full-time	svega All	redoviti Full-time	stručni studij Professional study		sveučilišni studij University study		svega All	redoviti Full-time
							svega All	redoviti Full-time	svega All	redoviti Full-time		
Čadavica	20	16	-	-	3	1	2	1	14	13	1	1
Gradina	62	47	7	7	11	3	6	4	37	32	1	1
Lukač	54	32	6	1	9	3	6	4	32	23	1	1
Mikleuš	32	29	3	3	4	2	2	1	23	23	-	-
Nova Bukovica	28	21	1	-	5	2	2	1	20	18	-	-
Pitomača	232	189	30	28	34	19	20	9	145	130	3	3
Sopje	21	14	5	3	1	1	4	3	11	7	-	-
Suhopolje	108	81	11	8	15	4	8	3	72	64	2	2
Špišić Bukovica	79	55	10	9	10	3	5	3	53	39	1	1
Voćin	25	16	1	1	6	2	3	1	15	12	-	-
Zdenci	30	26	1	1	4	2	2	2	22	20	1	1
<b>Požeško-slavonska županija County of Požega-Slavonia</b>	<b>2 583</b>	<b>1 940</b>	<b>59</b>	<b>39</b>	<b>575</b>	<b>323</b>	<b>236</b>	<b>136</b>	<b>1 651</b>	<b>1 385</b>	<b>62</b>	<b>57</b>
<i>Gradovi/ Towns</i>	<i>2 052</i>	<i>1 513</i>	<i>43</i>	<i>30</i>	<i>462</i>	<i>239</i>	<i>184</i>	<i>101</i>	<i>1 315</i>	<i>1 099</i>	<i>48</i>	<i>44</i>
Kutjevo	133	108	2	2	23	13	14	12	90	77	4	4
Lipik	148	102	6	6	45	21	12	7	83	66	2	2
Pakrac	231	147	8	4	64	21	15	9	139	109	5	4
Pleternica	403	300	4	4	74	41	58	28	263	223	4	4
Požega	1 137	856	23	14	256	143	85	45	740	624	33	30
<i>Općine/ Municipalities</i>	<i>531</i>	<i>427</i>	<i>16</i>	<i>9</i>	<i>113</i>	<i>84</i>	<i>52</i>	<i>35</i>	<i>336</i>	<i>286</i>	<i>14</i>	<i>13</i>
Brestovac	75	64	4	3	22	19	4	3	43	38	2	1
Čaglin	47	39	4	2	5	4	10	9	27	23	1	1
Jakšić	159	120	1	1	27	18	19	10	111	90	1	1
Kaptol	91	70	-	-	23	17	6	4	59	46	3	3
Velika	159	134	7	3	36	26	13	9	96	89	7	7
<b>Brodsko-posavska županija County of Slavonski Brod-Posavina</b>	<b>4 740</b>	<b>3 321</b>	<b>80</b>	<b>52</b>	<b>545</b>	<b>312</b>	<b>824</b>	<b>384</b>	<b>3 231</b>	<b>2 518</b>	<b>60</b>	<b>55</b>
<i>Gradovi/ Towns</i>	<i>2 658</i>	<i>1 819</i>	<i>52</i>	<i>35</i>	<i>279</i>	<i>153</i>	<i>462</i>	<i>189</i>	<i>1 838</i>	<i>1 418</i>	<i>27</i>	<i>24</i>
Nova Gradiška	497	343	8	4	102	52	49	18	333	264	5	5
Slavonski Brod	2 161	1 476	44	31	177	101	413	171	1 505	1 154	22	19
<i>Općine/ Municipalities</i>	<i>2 082</i>	<i>1 502</i>	<i>28</i>	<i>17</i>	<i>266</i>	<i>159</i>	<i>362</i>	<i>195</i>	<i>1 393</i>	<i>1 100</i>	<i>33</i>	<i>31</i>
Bebrina	54	35	-	-	6	3	11	8	37	24	-	-
Brodski Stupnik	80	56	2	2	9	3	14	7	55	44	-	-
Bukovlje	102	64	-	-	18	12	23	11	60	41	1	-
Cernik	78	64	-	-	15	9	11	8	50	45	2	2
Davor	104	84	-	-	12	7	18	12	72	63	2	2
Donji Andrijevići	84	58	2	-	5	1	16	7	60	49	1	1
Dragalić	21	14	-	-	3	1	3	2	15	11	-	-
Garčin	121	99	1	1	6	5	19	13	91	76	4	4
Gornja Vrba	73	54	1	1	7	7	18	10	45	34	2	2
Gornji Bogićevci	31	24	-	-	5	3	4	1	21	19	1	1
Gundinci	60	39	1	-	6	3	9	3	42	31	2	2
Klakar	62	45	-	-	5	3	13	6	41	33	3	3
Nova Kapela	95	73	2	2	20	15	10	7	62	48	1	1
Okučani	47	33	-	-	6	3	7	3	31	24	3	3

**2.6. STUDENTI PREMA ŽUPANIJI I GRADU/OPĆINI PREBIVALIŠTA, VRSTAMA VISOKIH UČILIŠTA I NAČINU STUDIRANJA U AK. G. 2020./2021.**

*STUDENTS, BY COUNTY AND TOWN/MUNICIPALITY OF RESIDENCE, TYPE OF INSTITUTION OF HIGHER EDUCATION AND MODE OF STUDY, 2020/2021 ACADEMIC YEAR*

(nastavak)  
(continued)

	Ukupno <i>Total</i>		Visoke škole <i>Schools of professional higher education</i>		Veleučilišta <i>Polytechnics</i>		Fakulteti <i>Faculties</i>				Umjetničke akademije <i>Art academies</i>	
	svega <i>All</i>	redoviti <i>Full-time</i>	svega <i>All</i>	redoviti <i>Full-time</i>	svega <i>All</i>	redoviti <i>Full-time</i>	stručni studij <i>Professional study</i>		sveučilišni studij <i>University study</i>		svega <i>All</i>	redoviti <i>Full-time</i>
							svega <i>All</i>	redoviti <i>Full-time</i>	svega <i>All</i>	redoviti <i>Full-time</i>		
Oprisavci	67	55	1	1	9	9	10	9	47	36	-	-
Oriovac	143	98	2	1	16	8	28	10	94	76	3	3
Podcrkavlje	45	26	-	-	4	1	8	4	33	21	-	-
Rešetari	129	90	3	2	18	8	13	5	94	75	1	-
Sibinj	182	119	4	2	14	7	47	19	114	88	3	3
Sikirevci	83	66	2	1	12	8	20	14	49	43	-	-
Slavonski Šamac	54	43	1	1	3	-	8	5	42	37	-	-
Stara Gradiška	22	15	-	-	6	2	3	2	13	11	-	-
Staro Petrovo Selo	132	87	6	3	32	21	11	3	83	60	-	-
Velika Kopanica	79	62	-	-	8	7	16	7	53	46	2	2
Vrbje	19	12	-	-	4	1	2	2	12	8	1	1
Vrpolje	115	87	-	-	17	12	20	17	77	57	1	1
<b>Zadarska županija <i>County of Zadar</i></b>	<b>6 518</b>	<b>4 526</b>	<b>143</b>	<b>102</b>	<b>659</b>	<b>294</b>	<b>610</b>	<b>305</b>	<b>5 039</b>	<b>3 760</b>	<b>67</b>	<b>65</b>
<b>Gradovi/ <i>Towns</i></b>	<b>4 441</b>	<b>3 072</b>	<b>110</b>	<b>82</b>	<b>405</b>	<b>183</b>	<b>381</b>	<b>182</b>	<b>3 487</b>	<b>2 569</b>	<b>58</b>	<b>56</b>
Benkovac	332	253	1	1	38	20	33	25	256	204	4	3
Biograd na Moru	276	195	8	5	37	15	29	15	197	155	5	5
Nin	88	59	3	2	9	6	6	3	69	47	1	1
Obrovac	134	97	4	3	28	16	14	7	87	70	1	1
Pag	90	60	3	1	7	2	9	5	68	49	3	3
Zadar	3 521	2 408	91	70	286	124	290	127	2 810	2 044	44	43
<b>Općine/ <i>Municipalities</i></b>	<b>2 077</b>	<b>1 454</b>	<b>33</b>	<b>20</b>	<b>254</b>	<b>111</b>	<b>229</b>	<b>123</b>	<b>1 552</b>	<b>1 191</b>	<b>9</b>	<b>9</b>
Bibinje	142	100	1	1	14	7	17	5	107	84	3	3
Galovac	6	3	-	-	2	-	-	-	4	3	-	-
Gračac	88	62	2	-	21	11	9	3	56	48	-	-
Jasenice	52	37	-	-	9	5	5	4	38	28	-	-
Kali	68	56	-	-	7	6	4	2	57	48	-	-
Kolan	33	28	-	-	4	2	4	4	25	22	-	-
Kukljica	20	9	1	1	1	-	4	2	14	6	-	-
Lišane Ostrovičke	5	4	-	-	1	-	-	-	4	4	-	-
Novigrad	78	52	2	2	12	5	11	7	53	38	-	-
Pakoštane	117	85	4	2	8	4	28	17	77	62	-	-
Pašman	65	49	2	1	6	2	5	2	52	44	-	-
Polača	51	29	-	-	10	3	8	4	33	22	-	-
Poličnik	118	83	1	1	15	5	22	13	79	63	1	1
Posedarje	106	69	1	-	16	3	18	13	71	53	-	-
Povljana	28	23	-	-	1	-	2	2	25	21	-	-
Preko	115	79	3	2	13	5	8	3	91	69	-	-
Privlaka	82	45	-	-	7	2	3	2	72	41	-	-
Ražanac	77	53	2	2	4	2	5	2	66	47	-	-
Sali	60	41	1	1	1	1	3	2	55	37	-	-
Stankovci	55	41	-	-	10	7	3	1	42	33	-	-
Starigrad	69	49	2	1	7	5	8	4	52	39	-	-
Sukošan	160	113	-	-	17	4	11	3	128	102	4	4
Sveti Filip i Jakov	152	107	4	2	27	9	21	13	100	83	-	-
Škabrnja	63	43	1	-	8	5	8	5	46	33	-	-
Tkon	35	29	-	-	5	4	1	1	29	24	-	-



**2.6. STUDENTI PREMA ŽUPANIJI I GRADU/OPĆINI PREBIVALIŠTA, VRSTAMA VISOKIH UČILIŠTA I NAČINU STUDIRANJA U AK. G. 2020./2021.**

STUDENTS, BY COUNTY AND TOWN/MUNICIPALITY OF RESIDENCE, TYPE OF INSTITUTION OF HIGHER EDUCATION AND MODE OF STUDY, 2020/2021 ACADEMIC YEAR

(nastavak)  
(continued)

	Ukupno Total		Visoke škole Schools of professional higher education		Veleučilišta Polytechnics		Fakulteti Faculties				Umjetničke akademije Art academies	
	svoga All	redoviti Full-time	svoga All	redoviti Full-time	svoga All	redoviti Full-time	stručni studij Professional study		sveučilišni studij University study		svoga All	redoviti Full-time
							svoga All	redoviti Full-time	svoga All	redoviti Full-time		
Vir	74	60	2	2	12	7	7	4	52	46	1	1
Vrsi	67	42	2	1	6	3	6	1	53	37	-	-
Zemunik Donji	91	63	2	1	10	4	8	4	71	54	-	-
Osječko-baranjska županija County of Osijek-Baranja	9 427	7 032	128	81	800	326	888	514	7 197	5 796	414	315
Gradovi/ Towns	7 211	5 345	92	56	568	224	666	370	5 547	4 445	338	250
Beli Manastir	251	191	-	-	23	6	17	5	200	172	11	8
Belišće	237	191	3	2	18	10	30	22	174	146	12	11
Donji Miholjac	243	180	10	8	28	11	29	17	170	139	6	5
Đakovo	1 151	911	13	7	81	53	133	79	902	753	22	19
Našice	581	456	14	11	73	34	45	30	431	364	18	17
Osijek	4 391	3 138	47	26	318	97	371	189	3 405	2 651	250	175
Valpovo	357	278	5	2	27	13	41	28	265	220	19	15
Općine/ Municipalities	2 216	1 687	36	25	232	102	222	144	1 650	1 351	76	65
Antunovac	110	77	1	1	13	5	12	5	83	65	1	1
Bilje	171	135	3	2	12	5	15	7	131	113	10	8
Bizovac	114	85	1	1	12	5	14	9	79	62	8	8
Čeminac	33	26	1	1	3	1	5	4	23	19	1	1
Čepin	389	281	5	1	36	4	29	16	310	254	9	6
Darda	108	92	2	2	9	7	8	5	80	71	9	7
Donja Motičina	35	27	1	1	11	6	2	1	21	19	-	-
Draž	38	27	-	-	2	-	2	1	32	24	2	2
Drenje	40	30	-	-	7	2	6	2	27	26	-	-
Đurđenovac	108	95	5	4	15	13	8	6	76	68	4	4
Erdut	84	64	1	1	16	8	8	6	54	44	5	5
Ernestinovo	55	41	1	-	9	2	5	5	40	34	-	-
Feričanci	46	43	2	2	2	2	4	3	37	35	1	1
Gorjani	27	20	2	1	3	1	3	1	19	17	-	-
Jagodnjak	14	12	-	-	-	-	1	1	13	11	-	-
Kneževi Vinogradi	50	39	-	-	3	3	3	3	42	32	2	1
Koška	92	71	1	1	13	10	12	10	65	49	1	1
Levanjska Varoš	16	15	1	1	-	-	4	4	11	10	-	-
Magadenovac	31	28	-	-	2	2	2	2	25	23	2	1
Marijanci	29	20	-	-	4	2	5	3	19	14	1	1
Petlovac	23	16	-	-	2	-	3	1	17	14	1	1
Petrijevci	45	35	-	-	2	2	3	1	38	30	2	2
Podgorač	41	25	-	-	6	2	2	1	32	21	1	1
Podravska Moslavina	26	18	1	1	4	2	5	4	15	10	1	1
Popovac	15	13	2	1	-	-	-	-	12	11	1	1
Punitovci	45	33	-	-	3	1	4	4	35	26	3	2
Satnica Đakovačka	67	55	1	-	5	2	10	6	50	46	1	1
Semeljci	86	72	-	-	6	3	10	6	69	62	1	1
Strizivojna	56	35	-	-	8	2	7	5	36	24	5	4
Šodolovci	3	2	1	1	1	-	-	-	1	1	-	-
Trnava	24	17	1	-	3	-	2	1	18	16	-	-
Viljevo	45	34	3	3	6	4	7	6	29	21	-	-
Viškovci	53	38	-	-	5	2	9	6	37	28	2	2
Vladislavci	27	17	-	-	4	1	2	1	20	14	1	1
Vuka	70	49	-	-	5	3	10	8	54	37	1	1

**2.6. STUDENTI PREMA ŽUPANIJI I GRADU/OPĆINI PREBIVALIŠTA, VRSTAMA VISOKIH UČILIŠTA I NAČINU STUDIRANJA U AK. G. 2020./2021.**

*STUDENTS, BY COUNTY AND TOWN/MUNICIPALITY OF RESIDENCE, TYPE OF INSTITUTION OF HIGHER EDUCATION AND MODE OF STUDY, 2020/2021 ACADEMIC YEAR*

(nastavak)  
(continued)

	Ukupno Total		Visoke škole Schools of professional higher education		Veleučilišta Polytechnics		Fakulteti Faculties				Umjetničke akademije Art academies	
	svega All	redoviti Full-time	svega All	redoviti Full-time	svega All	redoviti Full-time	stručni studij Professional study		sveučilišni studij University study		svega All	redoviti Full-time
							svega All	redoviti Full-time	svega All	redoviti Full-time		
Šibensko-kninska županija County of Šibenik-Knin	3 677	2 783	79	55	725	424	464	283	2 353	1 965	56	56
<i>Gradovi/ Towns</i>	3 095	2 329	64	41	636	373	369	228	1 979	1 640	47	47
Driš	304	229	5	3	60	31	69	51	164	138	6	6
Knin	530	396	5	2	161	92	72	51	287	246	5	5
Skradin	90	64	1	1	11	5	13	6	65	52	-	-
Šibenik	1 903	1 445	47	32	367	227	178	97	1 283	1 061	28	28
Vodice	268	195	6	3	37	18	37	23	180	143	8	8
<i>Općine/ Municipalities</i>	582	454	15	14	89	51	95	55	374	325	9	9
Bilice	25	19	-	-	8	5	3	1	13	12	1	1
Biskupija	1	1	1	1	-	-	-	-	-	-	-	-
Civljane	2	2	-	-	-	-	1	1	1	1	-	-
Ervenik	2	2	-	-	-	-	-	-	2	2	-	-
Kijevo	6	6	-	-	1	1	1	1	4	4	-	-
Kistanje	34	26	-	-	11	6	3	1	20	19	-	-
Murter-Kornati	69	49	4	4	9	4	7	3	47	36	2	2
Pirovac	50	43	3	3	5	3	3	1	36	33	3	3
Primošten	85	67	2	2	13	6	9	5	60	53	1	1
Promina	59	48	-	-	5	3	12	7	41	37	1	1
Rogoznica	41	34	-	-	2	1	12	8	27	25	-	-
Ružić	33	26	-	-	7	6	10	6	16	14	-	-
Tisno	92	72	3	2	12	8	18	10	58	51	1	1
Tribunj	49	36	1	1	7	5	9	6	32	24	-	-
Unešić	34	23	1	1	9	3	7	5	17	14	-	-
Vukovarsko-srijemska županija County of Vukovar-Sirmium	5 120	3 837	109	37	710	295	519	317	3 635	3 067	147	121
<i>Gradovi/ Towns</i>	3 006	2 221	75	22	427	170	271	152	2 137	1 799	96	78
Ilok	190	150	1	-	33	13	14	10	139	124	3	3
Otok	173	129	5	2	23	7	21	15	120	101	4	4
Vinkovci	1 484	1 087	34	6	180	64	126	63	1 090	912	54	42
Vukovar	697	483	17	8	161	71	54	25	438	356	27	23
Županja	462	372	18	6	30	15	56	39	350	306	8	6
<i>Općine/ Municipalities</i>	2 114	1 616	34	15	283	125	248	165	1 498	1 268	51	43
Andrijaševci	122	97	-	-	13	10	20	11	88	75	1	1
Babina Greda	57	47	-	-	3	2	10	8	44	37	-	-
Bogdanovci	17	11	1	-	6	3	2	-	8	8	-	-
Borovo	45	31	-	-	11	3	4	3	26	21	4	4
Bošnjaci	92	76	1	1	7	4	12	8	71	62	1	1
Cerna	114	86	1	-	7	1	17	9	87	74	2	2
Drenovci	97	80	2	1	12	8	11	10	68	58	4	3
Gradište	69	51	2	-	7	3	12	8	45	37	3	3
Gunja	49	41	1	1	3	1	7	6	38	33	-	-
Ivankovo	303	233	8	2	33	12	28	20	220	188	14	11
Jarmina	86	65	1	1	11	1	5	3	65	56	4	4
Lovas	30	19	-	-	6	1	5	3	19	15	-	-
Markušica	22	16	-	-	4	2	2	1	16	13	-	-

**2.6. STUDENTI PREMA ŽUPANIJI I GRADU/OPĆINI PREBIVALIŠTA, VRSTAMA VISOKIH UČILIŠTA I NAČINU STUDIRANJA U AK. G. 2020./2021.**

*STUDENTS, BY COUNTY AND TOWN/MUNICIPALITY OF RESIDENCE, TYPE OF INSTITUTION OF HIGHER EDUCATION AND MODE OF STUDY, 2020/2021 ACADEMIC YEAR*

(nastavak)  
(continued)

	Ukupno <i>Total</i>		Visoke škole <i>Schools of professional higher education</i>		Veleučilišta <i>Polytechnics</i>		Fakulteti <i>Faculties</i>				Umjetničke akademije <i>Art academies</i>	
	svega <i>All</i>	redoviti <i>Full-time</i>	svega <i>All</i>	redoviti <i>Full-time</i>	svega <i>All</i>	redoviti <i>Full-time</i>	stručni studij <i>Professional study</i>		sveučilišni studij <i>University study</i>		svega <i>All</i>	redoviti <i>Full-time</i>
							svega <i>All</i>	redoviti <i>Full-time</i>	svega <i>All</i>	redoviti <i>Full-time</i>		
Negoslavci	3	3	-	-	-	-	-	-	3	3	-	-
Nijemci	93	67	3	1	16	6	10	6	63	54	1	-
Nuštar	231	170	4	3	48	22	19	10	155	130	5	5
Privlaka	98	71	1	1	13	6	15	9	66	52	3	3
Stari Jankovci	99	76	1	1	18	6	15	11	63	56	2	2
Stari Mikanovci	95	77	1	-	6	1	11	8	77	68	-	-
Štitar	41	29	1	1	5	3	4	3	31	22	-	-
Tompojevci	15	14	-	-	4	4	-	-	11	10	-	-
Tordinci	41	34	1	1	5	3	1	1	34	29	-	-
Tovarnik	78	57	1	-	14	6	8	5	54	45	1	1
Trpinja	54	33	1	-	14	5	6	4	32	24	1	-
Vodinci	77	63	-	-	5	4	13	9	56	47	3	3
Vrbanja	86	69	3	1	12	8	11	9	58	51	2	-
<b>Splitsko-dalmatinska županija <i>County of Split-Dalmatia</i></b>	<b>17 579</b>	<b>13 873</b>	<b>507</b>	<b>266</b>	<b>583</b>	<b>263</b>	<b>3 728</b>	<b>2 257</b>	<b>12 419</b>	<b>10 750</b>	<b>342</b>	<b>337</b>
<b>Gradovi/ <i>Towns</i></b>	<b>14 474</b>	<b>11 340</b>	<b>421</b>	<b>215</b>	<b>474</b>	<b>198</b>	<b>3 019</b>	<b>1 788</b>	<b>10 257</b>	<b>8 841</b>	<b>303</b>	<b>298</b>
Hvar	134	109	13	11	3	3	30	21	87	73	1	1
Imotski	403	314	5	1	22	12	86	58	279	232	11	11
Kaštela	1 508	1 179	28	11	48	20	378	227	1 019	886	35	35
Komiža	42	35	1	1	1	-	7	5	32	28	1	1
Makarska	604	470	32	19	29	14	108	63	428	367	7	7
Omiš	587	469	16	8	26	13	97	57	433	376	15	15
Sinj	1 084	850	21	9	73	29	272	181	707	620	11	11
Solin	1 083	842	23	10	30	11	249	149	761	652	20	20
Split	7 764	6 066	252	125	184	66	1 474	829	5 671	4 867	183	179
Stari Grad	75	64	3	3	-	-	8	3	63	57	1	1
Supetar	126	88	5	3	5	2	20	8	93	73	3	2
Trilj	305	251	4	2	15	10	93	61	190	175	3	3
Trogir	465	363	7	3	21	7	127	81	304	266	6	6
Vis	54	44	3	3	3	2	8	5	37	31	3	3
Vrgorac	197	159	8	6	10	6	50	30	126	114	3	3
Vrlika	43	37	-	-	4	3	12	10	27	24	-	-
<b>Općine/ <i>Municipalities</i></b>	<b>3 105</b>	<b>2 533</b>	<b>86</b>	<b>51</b>	<b>109</b>	<b>65</b>	<b>709</b>	<b>469</b>	<b>2 162</b>	<b>1 909</b>	<b>39</b>	<b>39</b>
Baška Voda	116	100	3	2	8	4	23	19	82	75	-	-
Bol	72	58	6	4	2	1	13	8	50	44	1	1
Brela	53	43	1	1	-	-	10	8	41	33	1	1
Cista Provo	58	49	-	-	1	-	22	14	34	34	1	1
Dicmo	85	67	2	1	3	2	29	17	50	46	1	1
Dugi Rat	257	205	3	2	10	7	60	37	181	156	3	3
Dugopolje	135	108	1	-	1	-	39	30	94	78	-	-
Gradac	81	63	5	2	1	-	20	12	53	47	2	2
Hrvace	109	90	1	1	13	9	27	19	68	61	-	-
Jelsa	89	73	2	-	1	1	17	12	69	60	-	-
Klis	158	125	3	1	4	2	43	27	107	94	1	1
Lečevica	14	12	-	-	4	2	1	1	9	9	-	-
Lokvičići	5	4	-	-	-	-	2	1	3	3	-	-
Lovreć	39	26	1	-	2	-	9	2	25	22	2	2
Marina	82	62	1	-	2	2	19	10	59	49	1	1

**2.6. STUDENTI PREMA ŽUPANIJI I GRADU/OPĆINI PREBIVALIŠTA, VRSTAMA VISOKIH UČILIŠTA I NAČINU STUDIRANJA U AK. G. 2020./2021.**

*STUDENTS, BY COUNTY AND TOWN/MUNICIPALITY OF RESIDENCE, TYPE OF INSTITUTION OF HIGHER EDUCATION AND MODE OF STUDY, 2020/2021 ACADEMIC YEAR*

(nastavak)  
(continued)

	Ukupno <i>Total</i>		Visoke škole <i>Schools of professional higher education</i>		Veleučilišta <i>Polytechnics</i>		Fakulteti <i>Faculties</i>				Umjetničke akademije <i>Art academies</i>	
	svoga <i>All</i>	redoviti <i>Full-time</i>	svoga <i>All</i>	redoviti <i>Full-time</i>	svoga <i>All</i>	redoviti <i>Full-time</i>	stručni studij <i>Professional study</i>		sveučilišni studij <i>University study</i>		svoga <i>All</i>	redoviti <i>Full-time</i>
							svoga <i>All</i>	redoviti <i>Full-time</i>	svoga <i>All</i>	redoviti <i>Full-time</i>		
Milna	23	20	2	2	-	-	2	2	19	16	-	-
Muč	46	38	-	-	1	-	10	7	35	31	-	-
Nerežišća	13	6	-	-	1	-	4	-	7	5	1	1
Okrug	92	74	-	-	-	-	21	12	69	60	2	2
Otok	135	109	4	1	5	4	40	29	84	73	2	2
Podbablje	158	138	4	2	7	4	29	19	117	112	1	1
Podgora	58	50	3	3	2	2	7	4	44	39	2	2
Podstrana	445	367	17	12	15	9	101	65	305	274	7	7
Postira	49	39	3	2	1	1	9	5	35	30	1	1
Prgomet	20	18	1	1	2	1	2	2	15	14	-	-
Primorski Dolac	22	21	-	-	-	-	6	5	16	16	-	-
Proložac	101	83	2	-	3	3	21	16	74	63	1	1
Pučišća	73	57	2	-	3	1	11	8	54	45	3	3
Runovići	70	59	3	2	3	2	14	12	49	42	1	1
Seget	123	98	2	1	7	4	26	16	87	76	1	1
Selca	39	34	-	-	-	-	5	4	34	30	-	-
Sučuraj	14	10	1	-	-	-	8	6	5	4	-	-
Sutivan	17	14	2	1	1	1	3	2	11	10	-	-
Šestanovac	50	35	3	3	2	1	15	7	30	24	-	-
Šolta	34	28	-	-	1	1	6	5	26	21	1	1
Tučepi	73	69	5	5	2	-	12	11	54	53	-	-
Zadvarje	13	9	-	-	-	-	6	3	7	6	-	-
Zagvozd	17	14	-	-	1	1	6	4	10	9	-	-
Zmijavci	67	58	3	2	-	-	11	8	50	45	3	3
Istarska županija <i>County of Istria</i>	5 814	4 569	131	81	514	299	586	300	4 499	3 807	84	82
Gradovi/ <i>Towns</i>	4 234	3 296	104	65	331	191	439	210	3 296	2 768	64	62
Buje – Buie	69	50	3	2	7	3	9	3	50	42	-	-
Buzet	223	185	3	2	28	17	20	12	168	150	4	4
Labin	382	297	3	3	42	23	43	25	289	241	5	5
Novigrad – Cittanova	94	66	5	3	12	8	12	5	61	46	4	4
Pazin	310	261	5	3	39	24	25	12	237	218	4	4
Poreč – Parenzo	493	356	20	13	50	30	58	30	357	275	8	8
Pula – Pola	1 937	1 516	36	17	89	52	195	81	1 588	1 339	29	27
Rovinj – Rovigno	343	271	15	11	25	15	32	17	268	225	3	3
Umag – Umago	252	193	10	8	28	16	31	19	179	146	4	4
Vodnjan – Dignano	131	101	4	3	11	3	14	6	99	86	3	3
Općine/ <i>Municipalities</i>	1 580	1 273	27	16	183	108	147	90	1 203	1 039	20	20
Bale – Valle	24	21	1	-	1	1	2	2	20	18	-	-
Barban	77	62	1	1	6	4	6	3	63	53	1	1
Brtonigla – Verteneglio	23	13	1	1	2	1	2	1	18	10	-	-
Cerovlje	47	39	3	-	6	2	7	6	31	31	-	-
Fažana – Fasana	115	87	2	1	3	1	12	9	98	76	-	-
Funtana – Fontane	33	28	-	-	2	2	6	2	25	24	-	-
Gračišće	31	27	-	-	5	4	1	-	25	23	-	-
Grožnjan – Grisignana	7	6	-	-	1	1	1	-	5	5	-	-
Kanfana	54	46	1	1	4	2	6	4	43	39	-	-
Karjaba	35	29	-	-	7	3	1	1	27	25	-	-

**2.6. STUDENTI PREMA ŽUPANIJI I GRADU/OPĆINI PREBIVALIŠTA, VRSTAMA VISOKIH UČILIŠTA I NAČINU STUDIRANJA U AK. G. 2020./2021.**

*STUDENTS, BY COUNTY AND TOWN/MUNICIPALITY OF RESIDENCE, TYPE OF INSTITUTION OF HIGHER EDUCATION AND MODE OF STUDY, 2020/2021 ACADEMIC YEAR*

(nastavak)  
(continued)

	Ukupno <i>Total</i>		Visoke škole <i>Schools of professional higher education</i>		Veleučilišta <i>Polytechnics</i>		Fakulteti <i>Faculties</i>				Umjetničke akademije <i>Art academies</i>	
	svega <i>All</i>	redoviti <i>Full-time</i>	svega <i>All</i>	redoviti <i>Full-time</i>	svega <i>All</i>	redoviti <i>Full-time</i>	stručni studij <i>Professional study</i>		sveučilišni studij <i>University study</i>		svega <i>All</i>	redoviti <i>Full-time</i>
							svega <i>All</i>	redoviti <i>Full-time</i>	svega <i>All</i>	redoviti <i>Full-time</i>		
Kaštelir-Labinci – Castelliere-S. Domenica	45	40	-	-	12	8	2	2	29	28	2	2
Kršan	103	85	1	-	15	9	10	6	76	69	1	1
Ližnjan – Lisignano	22	18	2	1	2	1	4	4	14	12	-	-
Lupoglav	22	15	-	-	7	3	3	2	12	10	-	-
Marčana	109	85	1	1	13	4	7	5	88	75	-	-
Medulin	166	126	3	2	15	8	19	9	124	102	5	5
Motovun – Montona	39	33	-	-	5	4	4	2	30	27	-	-
Oprtalj – Portole	21	18	1	1	1	1	-	-	18	15	1	1
Pižan	36	33	-	-	4	4	3	2	28	26	1	1
Raša	45	32	-	-	4	2	7	2	34	28	-	-
Sveta Nedelja	50	38	2	1	4	1	6	1	37	34	1	1
Sveti Lovreč	24	19	1	1	5	4	3	1	15	13	-	-
Sveti Petar u Šumi	37	33	-	-	3	3	2	2	32	28	-	-
Svetvinčenat	49	43	1	1	1	1	5	5	40	34	2	2
Tar-Vabriga – Torre-Abrega	41	34	2	1	5	4	5	3	26	23	3	3
Tinjan	59	51	1	1	16	11	4	2	37	36	1	1
Višnjan – Visignano	64	47	-	-	15	6	6	6	42	34	1	1
Vižinada – Visinada	41	27	-	-	7	4	3	-	31	23	-	-
Vrsar – Orsera	61	49	-	-	3	3	3	3	55	43	-	-
Žminj	100	89	3	2	9	6	7	5	80	75	1	1
Dubrovačko-neretvanska županija <i>County of Dubrovnik-Neretva</i>	4 515	3 508	206	168	203	132	740	393	3 294	2 744	72	71
Gradovi/ <i>Towns</i>	3 164	2 457	167	141	140	89	487	252	2 319	1 925	51	50
Dubrovnik	1 952	1 492	136	125	48	28	252	116	1 487	1 195	29	28
Korčula	193	161	8	4	8	5	30	24	138	119	9	9
Metković	610	486	13	8	61	41	113	62	413	365	10	10
Opuzen	108	94	4	1	-	-	22	15	81	77	1	1
Ploče	301	224	6	3	23	15	70	35	200	169	2	2
Općine/ <i>Municipalities</i>	1 351	1 051	39	27	63	43	253	141	975	819	21	21
Blato	110	88	8	6	5	2	18	12	78	67	1	1
Dubrovačko primorje	47	36	1	-	1	1	8	3	36	31	1	1
Janjina	5	4	-	-	-	-	1	-	4	4	-	-
Konavle	322	232	9	5	14	9	60	27	235	187	4	4
Kula Norinska	40	34	1	-	5	5	7	5	27	24	-	-
Lastovo	35	28	2	2	4	3	5	3	22	18	2	2
Lumbarda	28	24	1	1	2	1	5	3	19	18	1	1
Mljet	28	20	-	-	-	-	9	4	19	16	-	-
Orebić	125	105	3	3	5	4	23	16	91	79	3	3
Pojezerje	9	5	-	-	-	-	2	-	7	5	-	-
Slivno	32	26	1	1	4	3	8	5	18	16	1	1
Smokvica	21	17	-	-	-	-	3	1	17	15	1	1
Ston	85	64	3	3	3	1	12	7	67	53	-	-
Trpanj	34	29	-	-	1	-	6	5	26	23	1	1
Vela Luka	103	84	5	4	3	2	22	15	69	59	4	4
Zažablje	20	13	-	-	1	-	7	3	12	10	-	-
Župa dubrovačka	307	242	5	2	15	12	57	32	228	194	2	2

**2.6. STUDENTI PREMA ŽUPANIJI I GRADU/OPĆINI PREBIVALIŠTA, VRSTAMA VISOKIH UČILIŠTA I NAČINU STUDIRANJA U AK. G. 2020./2021.**

*STUDENTS, BY COUNTY AND TOWN/MUNICIPALITY OF RESIDENCE, TYPE OF INSTITUTION OF HIGHER EDUCATION AND MODE OF STUDY, 2020/2021 ACADEMIC YEAR*

(nastavak)  
(continued)

	Ukupno Total		Visoke škole Schools of professional higher education		Veleučilišta Polytechnics		Fakulteti Faculties				Umjetničke akademije Art academies	
	svoga All	redoviti Full-time	svoga All	redoviti Full-time	svoga All	redoviti Full-time	stručni studij Professional study		sveučilišni studij University study		svoga All	redoviti Full-time
							svoga All	redoviti Full-time	svoga All	redoviti Full-time		
Međimurska županija County of Međimurje	3 283	2 414	51	29	399	232	684	340	2 110	1 776	39	37
Gradovi/ Towns	1 710	1 264	23	14	217	126	327	161	1 120	941	23	22
Čakovec	1 287	946	16	11	161	90	228	107	864	721	18	17
Mursko Središće	133	102	1	1	22	15	32	18	76	66	2	2
Prelog	290	216	6	2	34	21	67	36	180	154	3	3
Općine/ Municipalities	1 573	1 150	28	15	182	106	357	179	990	835	16	15
Belica	85	62	2	2	11	5	26	15	44	38	2	2
Dekanovec	107	75	1	-	10	3	26	11	70	61	-	-
Donja Dubrava	50	37	-	-	4	2	15	6	30	28	1	1
Donji Kraljevec	114	76	4	1	13	7	22	10	75	58	-	-
Donji Vidovec	31	22	-	-	6	4	13	7	12	11	-	-
Goričan	70	45	-	-	4	3	20	10	46	32	-	-
Gornji Mihaljevec	2	1	2	1	-	-	-	-	-	-	-	-
Kotoriba	75	53	1	-	9	4	18	8	47	41	-	-
Mala Subotica	117	78	1	-	15	8	28	12	73	58	-	-
Nedelišće	364	276	5	2	33	21	69	34	253	215	4	4
Orehovica	48	35	-	-	7	6	12	4	27	23	2	2
Podturen	59	35	-	-	10	3	10	8	39	24	-	-
Pribislavec	1	-	-	-	-	-	-	-	1	-	-	-
Selnica	76	55	2	2	7	2	20	11	47	40	-	-
Strahoninec	1	1	1	1	-	-	-	-	-	-	-	-
Sveta Marija	69	47	-	-	11	7	23	10	35	30	-	-
Sveti Juraj na Bregu	132	105	4	2	13	8	21	11	89	79	5	5
Sveti Martin na Muri	61	52	3	3	10	8	11	8	36	33	1	-
Šenkovec	2	2	-	-	-	-	-	-	1	1	1	1
Štrigova	65	52	2	1	11	7	12	6	40	38	-	-
Vratišinec	44	41	-	-	8	8	11	8	25	25	-	-
Grad Zagreb City of Zagreb	35 143	24 721	2 574	1 385	5 724	2 231	3 467	1 707	22 807	18 843	571	555
Nepoznato prebivalište u Republici Hrvatskoj Unknown residence in Republic of Croatia	2 629	1 064	81	37	85	25	515	119	1 944	879	4	4
Prebivalište izvan Republike Hrvatske Usual residence outside of Republic of Croatia	4 711	4 417	266	239	151	108	287	218	3 910	3 756	97	96
Nepoznata država prebivališta Unknown country of usual residence	1 650	500	74	29	180	63	488	34	904	370	4	4

**2.7. STUDENTI PREMA DRŽAVLJANSTVU, VRSTAMA VISOKIH UČILIŠTA I SPOLU U AK. G. 2020./2021.**
**STUDENTS, BY CITIZENSHIP, TYPE OF INSTITUTION OF HIGHER EDUCATION AND SEX, 2020/2021 ACADEMIC YEAR**

	Ukupno <i>Total</i>		Visoke škole <i>Schools of professional higher education</i>		Veleučilišta <i>Polytechnics</i>		Fakulteti <i>Faculties</i>				Umjetničke akademije <i>Art academies</i>		
	svega <i>All</i>	studentice <i>Female students</i>	svega <i>All</i>	studentice <i>Female students</i>	svega <i>All</i>	studentice <i>Female students</i>	stručni studij <i>Professional study</i>		sveučilišni studij <i>University study</i>		svega <i>All</i>	studentice <i>Female students</i>	
							svega <i>All</i>	studentice <i>Female students</i>	svega <i>All</i>	studentice <i>Female students</i>			
Ukupno	155 627	89 187	6 418	2 651	20 196	9 590	20 078	10 725	106 246	64 478	2 689	1 743	<i>Total</i>
Hrvatsko državljanstvo	153 452	88 038	6 141	2 534	20 117	9 551	20 024	10 698	104 550	63 549	2 620	1 706	<i>Croatian citizenship</i>
Strano državljanstvo	2 175	1 149	277	117	79	39	54	27	1 696	929	69	37	<i>Foreign citizenship</i>
Zemlja državljanstva													<i>Country of citizenship</i>
Afganistan	2	1	-	-	-	-	-	-	2	1	-	-	<i>Afganistan</i>
Albanija	15	10	8	5	-	-	-	-	7	5	-	-	<i>Albania</i>
Armenija	1	1	-	-	-	-	-	-	-	-	1	1	<i>Armenia</i>
Australija	2	2	-	-	-	-	-	-	2	2	-	-	<i>Australia</i>
Austrija	18	8	1	-	-	-	-	-	17	8	-	-	<i>Austria</i>
Azerbajdžan	4	1	-	-	-	-	-	-	4	1	-	-	<i>Azerbaijan</i>
Belgija	15	9	-	-	2	-	3	-	10	9	-	-	<i>Belgium</i>
Bjelorusija	5	3	-	-	-	-	-	-	5	3	-	-	<i>Belarus</i>
Bosna i Hercegovina	188	84	60	29	12	6	23	10	90	38	3	1	<i>Bosnia and Herzegovina</i>
Brazil	5	4	2	1	-	-	-	-	3	3	-	-	<i>Brazil</i>
Bugarska	11	5	4	1	1	-	-	-	6	4	-	-	<i>Bulgaria</i>
Burkina Faso	1	1	-	-	-	-	-	-	1	1	-	-	<i>Burkina Faso</i>
Crna Gora	68	41	33	21	-	-	1	1	32	18	2	1	<i>Montenegro</i>
Češka	26	12	4	-	-	-	-	-	21	11	1	1	<i>Czech Republic</i>
Cipar	1	-	-	-	-	-	-	-	1	-	-	-	<i>Cyprus</i>
Danska	3	2	-	-	-	-	-	-	3	2	-	-	<i>Denmark</i>
Dominikanska Republika	1	-	-	-	-	-	-	-	1	-	-	-	<i>Dominican Republic</i>
Egipat	4	1	1	-	-	-	-	-	3	1	-	-	<i>Egypt</i>
Ekvador	1	-	1	-	-	-	-	-	-	-	-	-	<i>Ecuador</i>
Estonija	1	-	-	-	1	-	-	-	-	-	-	-	<i>Estonia</i>
Filipini	1	1	1	1	-	-	-	-	-	-	-	-	<i>Filipini</i>
Finska	5	4	-	-	-	-	-	-	5	4	-	-	<i>Finland</i>
Francuska	182	118	5	2	4	4	-	-	172	111	1	1	<i>France</i>
Gabon	1	1	-	-	-	-	-	-	1	1	-	-	<i>Gabon</i>
Gana	2	-	1	-	-	-	-	-	1	-	-	-	<i>Ghana</i>
Grčka	12	4	-	-	-	-	1	-	11	4	-	-	<i>Greece</i>
Gruzija	1	-	-	-	-	-	-	-	1	-	-	-	<i>Georgia</i>
Indija	6	1	3	-	-	-	-	-	3	1	-	-	<i>India</i>
Irak	2	1	-	-	-	-	-	-	2	1	-	-	<i>Iraq</i>
Iran, Islamska Republika	10	4	-	-	1	-	-	-	9	4	-	-	<i>Iran, Islamic Republic of</i>

**2.7. STUDENTI PREMA DRŽAVLJANSTVU, VRSTAMA VISOKIH UČILIŠTA I SPOLU U AK. G. 2020./2021.**
**STUDENTS, BY CITIZENSHIP, TYPE OF INSTITUTION OF HIGHER EDUCATION AND SEX, 2020/2021 ACADEMIC YEAR**

 (nastavak)  
 (continued)

	Ukupno Total		Visoke škole Schools of professional higher education		Veleučilišta Polytechnics		Fakulteti Faculties				Umjetničke akademije Art academies		
	svega All	studentice Female students	svega All	studentice Female students	svega All	studentice Female students	stručni studij Professional study		sveučilišni studij University study		svega All	studentice Female students	
							svega All	studentice Female students	svega All	studentice Female students			
Irska	3	1	-	-	-	-	-	-	3	1	-	-	Ireland
Italija	102	43	5	2	1	-	1	1	92	39	3	1	Italy
Izrael	98	47	-	-	-	-	-	-	98	47	-	-	Israel
Japan	1	1	-	-	-	-	-	-	1	1	-	-	Japan
Južna Koreja	7	4	-	-	-	-	2	-	5	4	-	-	South Korea
Južnoafrička Republika	11	5	4	1	-	-	-	-	7	4	-	-	South Africa
Kamerun	2	1	-	-	-	-	-	-	2	1	-	-	Cameroon
Kanada	22	13	5	4	-	-	-	-	17	9	-	-	Canada
Kenija	2	1	2	1	-	-	-	-	-	-	-	-	Kenya
Kina	24	13	4	1	-	-	-	-	18	10	2	2	China
Kolumbija	2	-	1	-	-	-	-	-	1	-	-	-	Columbia
Kongo	5	1	-	-	-	-	-	-	5	1	-	-	Congo
Kongo, Demokratska Republika	2	-	-	-	-	-	-	-	2	-	-	-	Congo, Democratic Republic
Kosovo	17	5	5	1	-	-	-	-	12	4	-	-	Kosovo
Kostarika	1	-	-	-	-	-	-	-	1	-	-	-	Costa Rica
Letonija	5	3	-	-	-	-	-	-	-	-	5	3	Latvia
Libanon	6	2	1	-	-	-	-	-	5	2	-	-	Lebanon
Libija	2	2	1	1	-	-	-	-	1	1	-	-	Libya
Litva	13	10	1	1	-	-	-	-	12	9	-	-	Lithuania
Mađarska	18	11	-	-	-	-	1	1	13	7	4	3	Hungary
Maroko	2	-	1	-	-	-	-	-	1	-	-	-	Morocco
Mauricijus	1	-	-	-	-	-	-	-	1	-	-	-	Mauritius
Meksiko	3	1	-	-	-	-	-	-	2	1	1	-	Mexico
Moldova	1	1	1	1	-	-	-	-	-	-	-	-	Moldova
Mongolija	4	2	-	-	-	-	-	-	4	2	-	-	Mongolia
Nambija	1	1	-	-	-	-	-	-	1	1	-	-	Namibia
Nepal	2	-	-	-	-	-	-	-	2	-	-	-	Nepal
Niger	7	2	-	-	-	-	-	-	7	2	-	-	Niger
Nigerija	4	2	-	-	1	-	-	-	3	2	-	-	Nigeria
Nizozemska	8	1	2	1	-	-	-	-	6	-	-	-	Netherlands
Norveška	45	32	-	-	-	-	-	-	45	32	-	-	Norway
Novi Zeland	1	-	1	-	-	-	-	-	-	-	-	-	New Zealand
Njemačka	405	234	8	5	3	3	7	5	385	219	2	2	Germany
Pakistan	2	1	1	1	-	-	-	-	1	-	-	-	Pakistan
Peru	1	-	-	-	-	-	-	-	1	-	-	-	Peru
Poljska	114	61	20	9	5	-	1	1	84	48	4	3	Poland
Portugal	33	16	2	1	4	-	-	-	27	15	-	-	Portugal
Rumunjska	27	17	-	-	2	1	-	-	24	15	1	1	Romania
Rusija	30	15	12	1	-	-	4	3	14	11	-	-	Russian Federation



**2.7. STUDENTI PREMA DRŽAVLJANSTVU, VRSTAMA VISOKIH UČILIŠTA I SPOLU U AK. G. 2020./2021.**
**STUDENTS, BY CITIZENSHIP, TYPE OF INSTITUTION OF HIGHER EDUCATION AND SEX, 2020/2021 ACADEMIC YEAR**

 (nastavak)  
 (continued)

	Ukupno Total		Visoke škole Schools of professional higher education		Veleučilišta Polytechnics		Fakulteti Faculties				Umjetničke akademije Art academies		
	svoga All	studentice Female students	svoga All	studentice Female students	svoga All	studentice Female students	stručni studij Professional study		sveučilišni studij University study		svoga All	studentice Female students	
							svoga All	studentice Female students	svoga All	studentice Female students			
Saudijska Arabija	2	2	-	-	-	-	-	-	2	2	-	-	Saudi Arabia
Senegal	1	-	-	-	1	-	-	-	-	-	-	-	Senegal
Sirija	11	4	1	1	1	-	-	-	9	3	-	-	Syria
Sjedinjene Američke Države	56	31	27	10	-	-	-	-	27	20	2	1	United States of America
Sjeverna Makedonija <sup>1)</sup>	28	16	4	1	-	-	1	-	20	14	3	1	North Macedonia <sup>1)</sup>
Slovačka	26	12	-	-	1	-	-	-	24	11	1	1	Slovakia
Slovenija	125	77	7	2	21	15	4	2	68	47	25	11	Slovenia
Srbija	47	25	6	1	9	8	1	1	26	13	5	2	Serbia
Sudan	1	1	-	-	-	-	-	-	1	1	-	-	Sudan
Španjolska	92	38	1	1	4	-	-	-	86	37	1	-	Spain
Švedska	34	18	1	-	-	-	-	-	33	18	-	-	Sweden
Švicarska	14	8	7	3	-	-	-	-	7	5	-	-	Switzerland
Tajland	3	2	-	-	-	-	1	-	2	2	-	-	Thailand
Trinidad i Tobago	1	-	1	-	-	-	-	-	-	-	-	-	Trinidad and Tobago
Turkmenistan	3	-	-	-	-	-	-	-	3	-	-	-	Turkmenistan
Turska	34	11	4	-	4	1	-	-	26	10	-	-	Turkey
Uganda	1	1	-	-	-	-	-	-	1	1	-	-	Uganda
Ujedinjena Kraljevina	25	11	1	-	-	-	2	1	22	10	-	-	United Kingdom
Ujedinjeni Arapski Emirati	6	2	4	1	-	-	-	-	2	1	-	-	United Arab Emirates
Ukrajina	28	16	10	5	-	-	1	1	15	9	2	1	Ukraine
Uzbekistan	2	2	-	-	-	-	-	-	2	2	-	-	Uzbekistan
Venezuela	3	2	1	-	1	1	-	-	1	1	-	-	Venezuela
Zimbabve	2	2	1	1	-	-	-	-	1	1	-	-	Zimbabwe

1) Republika Hrvatska od 15. veljače 2019. godine u svim oblicima službene komunikacije upotrebljava ime Republika Sjeverna Makedonija.

1) As of 15 February 2019, the Republic of Croatia uses the name Republic of North Macedonia in all forms of public communication.

### 3. UPISANI STUDENTI I GODINE U AK. G. 2020./2021.

STUDENTS ENROLLED ON 1<sup>ST</sup> YEAR OF STUDY, 2020/2021 ACADEMIC YEAR

#### 3.1. STUDENTI I. GODINE PREMA PRETHODNO ZAVRŠENOJ ŠKOLI I STRUCI TE VRSTAMA VISOKIH UČILIŠTA I VRSTAMA STUDIJA U AK. G. 2020./2021.

FIRST-YEAR STUDENTS, BY PREVIOUSLY FINISHED SCHOOL AND VOCATION, TYPE OF INSTITUTION OF HIGHER EDUCATION AND TYPE OF STUDY, 2020/2021 ACADEMIC YEAR

	Ukupno Total	Stručni studij Professional study				Sveučilišni studij University study		
		svega All	visoke škole Schools of higher education	veleučilišta Polytechnics	fakulteti Faculties	svega All	fakulteti Faculties	umjetničke akademije Art academies
Ukupno Total	55 038	16 174	2 195	6 943	7 036	38 864	37 967	897
Gimnazija Grammar school	14 855	2 721	462	1 128	1 131	12 134	11 953	181
Srednja strukovna škola Vocational secondary school	15 585	7 444	777	3 415	3 252	8 141	7 862	279
Strojarstvo Mechanical engineering	806	374	26	143	205	432	430	2
Brodogradnja Shipbuilding	13	4	2	-	2	9	9	-
Metalurgija Metallurgy	3	1	-	1	-	2	2	-
Elektrotehnika Electrical engineering	2 972	1 704	176	921	607	1 268	1 256	12
Geologija, rudarstvo i nafta Geology, mining and petroleum	94	35	7	18	10	59	59	-
Ekonomija i trgovina Economics and trade	4 240	1 916	210	684	1 022	2 324	2 300	24
Ugostiteljstvo i turizam Hotels, catering and tourism	1 451	499	93	141	265	952	942	10
Poljoprivreda Agriculture	314	174	54	73	47	140	137	3
Prehrana Food processing	224	99	7	51	41	125	122	3
Veterina Veterinary	215	73	11	35	27	142	142	-
Šumarstvo Forestry	81	39	7	17	15	42	42	-
Obrada drva Wood processing	68	39	5	10	24	29	29	-
Graditeljstvo i geodezija Civil engineering and geodesy	797	372	18	132	222	425	415	10
Cestovni promet Road transport	259	152	14	81	57	107	106	1
Unutarnji promet Internal transport	12	10	2	7	1	2	2	-
Pomorski, riječni i lučki promet Sea water and river transport	309	62	10	14	38	247	247	-
PT promet Post and telecommunications	88	50	5	20	25	38	38	-
Zračni promet Air transport	73	40	2	29	9	33	33	-
Željeznički promet Railway transport	22	9	-	5	4	13	13	-
Kemijska tehnologija Chemical technology	225	58	4	33	21	167	166	1
Grafika Graphics and printing	351	158	26	54	78	193	176	17
Tekstil Textiles	68	27	2	8	17	41	38	3
Obrada kože Leather processing	2	1	-	1	-	1	1	-
Zdravstvo Health	2 079	1 290	29	833	428	789	786	3

**3.1. STUDENTI I. GODINE PREMA PRETHODNO ZAVRŠENOJ ŠKOLI I STRUCI TE VRSTAMA VISOKIH UČILIŠTA I VRSTAMA STUDIJA U AK. G. 2020./2021.**

*FIRST-YEAR STUDENTS, BY PREVIOUSLY FINISHED SCHOOL AND VOCATION, TYPE OF INSTITUTION OF HIGHER EDUCATION AND TYPE OF STUDY, 2020/2021 ACADEMIC YEAR*

(nastavak)  
(continued)

	Ukupno <i>Total</i>	Stručni studij <i>Professional study</i>				Sveučilišni studij <i>University study</i>		
		svega <i>All</i>	visoke škole <i>Schools of higher education</i>	veleučilišta <i>Polytechnics</i>	fakulteti <i>Faculties</i>	svega <i>All</i>	fakulteti <i>Faculties</i>	umjetničke akademije <i>Art academies</i>
Osobne usluge (kozmetičar, pediker, frizer) <i>Personal services (cosmetician, pedicure, hairdresser)</i>	69	33	5	15	13	36	36	-
Ostale usluge <i>Other services</i>	24	22	10	12	-	2	1	1
Optika i obrada stakla <i>Optics and glass processing</i>	47	35	1	31	3	12	12	-
Unutarnji poslovi i zaštita <i>Internal affairs and security</i>	19	19	7	11	1	-	-	-
Međustrukovni programi <i>Inter-vocational programmes</i>	86	20	7	8	5	66	35	31
Glazbena umjetnost <i>Music art</i>	89	12	2	2	8	77	41	36
Likovna umjetnost i dizajn <i>Fine arts and design</i>	479	114	34	25	55	365	243	122
Plesna umjetnost <i>Dance</i>	6	3	1	-	2	3	3	-
Ostalo <i>Other</i>	79	35	10	22	3	44	44	-
Kratki stručni studij <i>Professional short-term study</i>	15	11	-	1	10	4	4	-
Preddiplomski stručni studiji <i>Undergraduate professional study</i>	3 624	2 635	426	1 263	946	989	986	3
Preddiplomski sveučilišni studij <i>Undergraduate university study</i>	10 496	148	35	29	84	10 348	10 018	330
Specijalistički diplomski stručni studij <i>Specialist graduate professional study</i>	35	14	-	7	7	21	20	1
Diplomski sveučilišni, integrirani preddiplomski i diplomski i poslijediplomski specijalistički studij <i>Graduate university, integrated undergraduate and graduate university and postgraduate specialist study</i>	262	59	17	26	16	203	192	11
Nepoznata škola <i>Unknown school</i>	1 463	481	156	137	188	982	956	26
Ponovno upisani <i>Re-enrolled</i>	8 624	2 626	312	915	1 399	5 998	5 932	66

**3.2. STUDENTI I. GODINE BEZ PONAVLJAČA PREMA VRSTAMA VISOKIH UČILIŠTA, VRSTAMA STUDIJA, NAČINU STUDIRANJA I GODINI ZAVRŠETKA PRETHODNE ŠKOLE U AK. G. 2020./2021.**

*FIRST-YEAR STUDENTS, WITHOUT REPEATERS, BY TYPE OF INSTITUTION OF HIGHER EDUCATION, TYPE OF STUDY, MODE OF STUDY AND YEAR OF FINISHING PREVIOUS SCHOOL, 2020/2021 ACADEMIC YEAR*

	Studenti I. godine <i>First-year students</i>							
			godina završetka prethodne škole <i>Year of finishing previous school</i>					
	ukupno <i>Total</i>	%	2020.	%	2019.	%	2018. i prije <i>2018 and before</i>	%
Visoka učilišta – ukupno <i>Institutions of higher education – total</i>	46 414	100	31 880	68,7	4 873	10,5	9 661	20,8
Redoviti <i>Full-time</i>	36 322	100	28 777	79,2	3 626	10,0	3 919	10,8
Izvanredni <i>Part-time</i>	10 092	100	3 103	30,7	1 247	12,4	5 742	56,9
Visoke škole <i>Schools of professional higher education</i>	1 883	100	824	43,8	231	12,3	828	44,0
Redoviti <i>Full-time</i>	1 192	100	692	58,1	176	14,8	324	27,2
Izvanredni <i>Part-time</i>	691	100	132	19,1	55	8,0	504	72,9
Veleučilišta <i>Polytechnics</i>	6 028	100	2 870	47,6	682	11,3	2 476	41,1
Redoviti <i>Full-time</i>	2 927	100	2 131	72,8	340	11,6	456	15,6
Izvanredni <i>Part-time</i>	3 101	100	739	23,8	342	11,0	2 020	65,1
Fakulteti <i>Faculties</i>	37 672	100	27 648	73,4	3 829	10,2	6 195	16,4
Stručni studij <i>Professional study</i>	5 637	100	3 268	58,0	789	14,0	1 580	28,0
Redoviti <i>Full-time</i>	3 700	100	2 664	72,0	518	14,0	518	14,0
Izvanredni <i>Part-time</i>	1 937	100	604	31,2	271	14,0	1 062	54,8
Sveučilišni studij <i>University study</i>	32 035	100	24 380	76,1	3 040	9,5	4 615	14,4
Redoviti <i>Full-time</i>	27 746	100	22 773	82,1	2 471	8,9	2 502	9,0
Izvanredni <i>Part-time</i>	4 289	100	1 607	37,5	569	13,7	2 113	49,3
Umjetničke akademije <i>Art academies</i>	831	100	538	64,7	131	10,9	162	19,5
Redoviti <i>Full-time</i>	757	100	517	68,3	121	16,0	119	15,7
Izvanredni <i>Part-time</i>	74	100	21	28,4	10	13,5	43	58,1

**II. POSLIJEDIPLOMSKI STUDIJ**  
*POSTGRADUATE STUDY*



# 1. STUDENTI UPISANI NA POSLIJEDIPLOMSKI SPECIJALISTIČKI STUDIJ U AK. G. 2020./2021.

STUDENTS ENROLLED ON POSTGRADUATE SPECIALIST STUDIES, 2020/2021 ACADEMIC YEAR

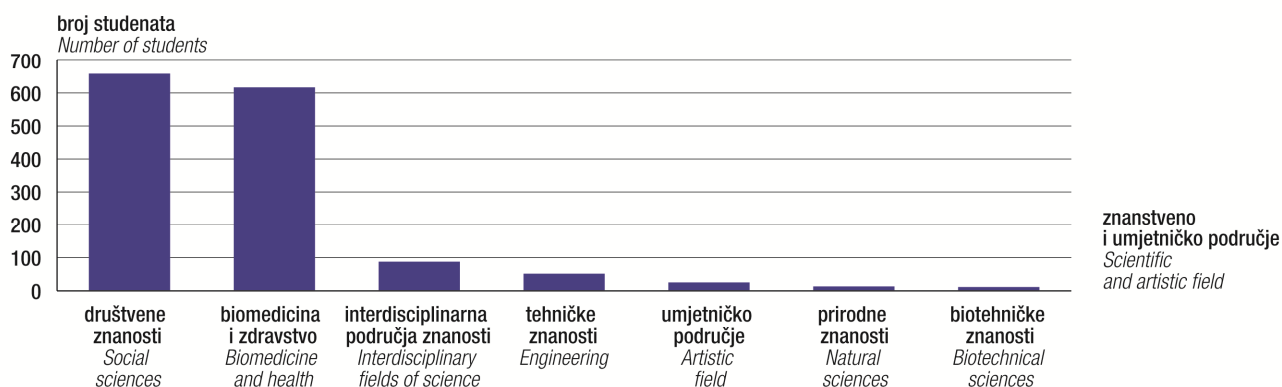
## 1.1. STUDENTI UPISANI NA POSLIJEDIPLOMSKI SPECIJALISTIČKI STUDIJ PREMA SVEUČILIŠTU, ZNANSTVENIM I UMJETNIČKIM PODRUČJIMA STUDIJA I SPOLU U AK. G. 2020./2021.

STUDENTS ENROLLED ON POSTGRADUATE SPECIALIST STUDIES, BY UNIVERSITY, SCIENTIFIC AND ARTISTIC FIELDS OF STUDY AND SEX, 2020/2021 ACADEMIC YEAR

	Ukupno Total		Znanstveno i umjetničko područje studija Scientific and artistic field of study						
	svoga All	žene Women	prirodne znanosti Natural sciences	tehničke znanosti Engineering	biomedicina i zdravlje Biomedicine and health	biotehničke znanosti Biotechnical sciences	društvene znanosti Social sciences	umjetničko područje Artistic field	interdiscipli- narna područja znanosti Interdisciplinary fields of science
Ukupno Total	1 463	972	13	51	617	11	659	25	87
Sveučilište u Osijeku University of Osijek	118	82	1	-	37	8	38	24	10
Sveučilište u Rijeci University of Rijeka	115	59	-	-	26	-	85	-	4
Sveučilište Sjever, Koprivnica University North, Koprivnica	43	24	-	-	-	-	43	-	-
Sveučilište u Slavonskom Brodu University of Slavonski Brod	11	-	-	11	-	-	-	-	-
Sveučilište u Splitu University of Split	76	51	-	-	45	-	31	-	-
Sveučilište u Zadru University of Zadar	18	17	-	-	-	-	-	-	18
Sveučilište u Zagrebu University of Zagreb	1 069	728	12	40	496	3	462	1	55
Libertas međunarodno sveučilište, Zagreb Libertas International University, Zagreb	13	11	-	-	13	-	-	-	-

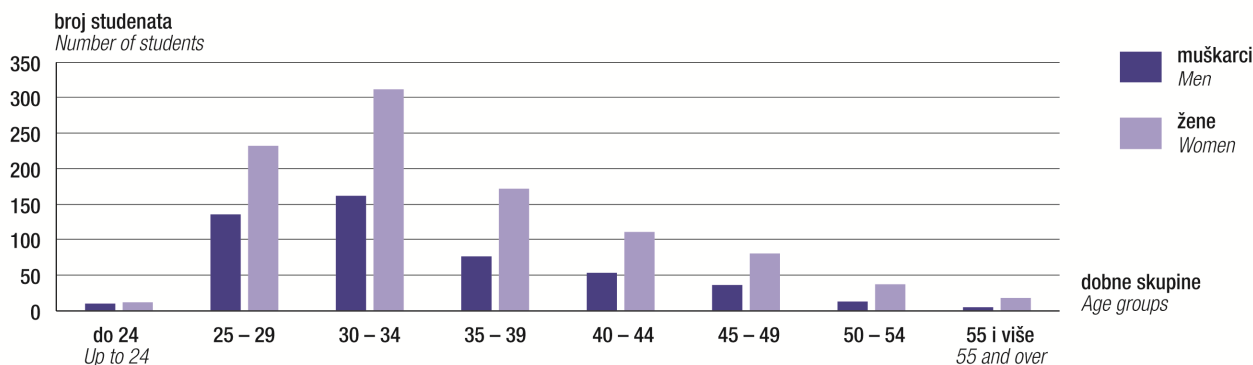
## G-5. STUDENTI UPISANI NA POSLIJEDIPLOMSKI SPECIJALISTIČKI STUDIJ PREMA ZNANSTVENIM I UMJETNIČKIM PODRUČJIMA STUDIJA U AK. G. 2020./2021.

STUDENTS ENROLLED ON POSTGRADUATE SPECIALIST STUDIES, BY SCIENTIFIC AND ARTISTIC FIELDS OF STUDY, 2020/2021 ACADEMIC YEAR



## G-6. STUDENTI UPISANI NA POSLIJEDIPLOMSKI SPECIJALISTIČKI STUDIJ PREMA GODINAMA ŽIVOTA I SPOLU U AK. G. 2020./2021.

STUDENTS ENROLLED ON POSTGRADUATE SPECIALIST STUDIES, BY AGE AND SEX, 2020/2021 ACADEMIC YEAR



**1.2. STUDENTI UPISANI NA POSLIJEDIPLOMSKI SPECIJALISTIČKI STUDIJ PREMA ZNANSTVENIM I UMJETNIČKIM PODRUČJIMA I POLJIMA STUDIJA, GODINAMA ŽIVOTA I SPOLU U AK. G. 2020./2021.**  
**STUDENTS ENROLLED ON POSTGRADUATE SPECIALIST STUDIES, BY SCIENTIFIC AND ARTISTIC FIELDS OF STUDY, AGE AND SEX, 2020/2021 ACADEMIC YEAR**

	Ukupno Total		Dobne skupine Age groups							55 i više 55 and over	
	svega All	žene Women	do 24 Up to 24	25 – 29	30 – 34	35 – 39	40 – 44	45 – 49	50 – 54		
Ukupno	1 463	972	22	368	473	248	163	116	50	23	Total
Prirodne znanosti	13	10	-	7	-	3	1	1	-	1	Natural sciences
Matematika	12	9	-	7	-	3	-	1	-	1	Mathematics
Interdisciplinarne prirodne znanosti	1	1	-	-	-	-	1	-	-	-	Interdisciplinary natural sciences
Tehničke znanosti	51	15	3	15	17	7	1	7	1	-	Engineering
Geodezija	2	1	-	1	1	-	-	-	-	-	Geodesy
Računalstvo	9	2	1	2	4	2	-	-	-	-	Computer science
Strojarstvo	17	2	2	7	2	2	-	3	1	-	Mechanical engineering
Tehnologija prometa i transport	2	-	-	-	-	-	-	2	-	-	Technology of transport and traffic
Interdisciplinarne tehničke znanosti	21	10	-	5	10	3	1	2	-	-	Interdisciplinary technical sciences
Biomedicina i zdravstvo	617	415	4	197	272	87	25	19	10	3	Biomedicine and health
Kliničke medicinske znanosti	421	279	1	121	221	51	14	7	6	-	Clinical medical sciences
Javno zdravstvo i zdravstvena zaštita	60	44	-	20	21	8	2	5	2	2	Public health and health care
Veterinarska medicina	22	7	-	5	4	8	3	1	1	-	Veterinary medicine
Dentalna medicina	35	17	-	10	9	8	4	3	-	1	Dental medicine
Farmacija	79	68	3	41	17	12	2	3	1	-	Pharmacy
Biotehničke znanosti	11	9	-	5	2	2	2	-	-	-	Biotechnical sciences
Poljoprivreda	2	2	-	1	-	-	1	-	-	-	Agronomy
Prehrambena tehnologija	1	1	-	1	-	-	-	-	-	-	Food technology
Nutricionizam	8	6	-	3	2	2	1	-	-	-	Nutrition
Društvene znanosti	659	433	12	128	160	130	112	70	32	15	Social sciences
Ekonomija	168	92	4	40	48	30	24	16	5	1	Economics
Pravo	269	166	7	45	76	55	50	23	8	5	Law
Politologija	33	12	-	12	12	2	1	5	1	-	Political science
Informacijske i komunikacijske znanosti	8	2	-	2	2	1	1	1	1	-	Information and communication sciences
Psihologija	15	13	-	5	7	3	-	-	-	-	Psychology
Edukacijsko-rehabilitacijske znanosti	26	23	1	17	2	1	4	1	-	-	Education and rehabilitation sciences
Socijalne djelatnosti	140	125	-	7	13	38	32	24	17	9	Social work
Umjetničko područje	25	21	3	6	5	2	4	3	1	1	Artistic field
Glazbena umjetnost	1	1	1	-	-	-	-	-	-	-	Musical arts
Interdisciplinarno umjetničko polje	24	20	2	6	5	2	4	3	1	1	Interdisciplinary arts field
Interdisciplinarna područja znanosti	87	69	-	10	17	17	18	16	6	3	Interdisciplinary fields of science
Obrazovne znanosti	28	26	-	1	2	6	3	9	4	3	Educational sciences
Ostala interdisciplinarna polja	59	43	-	9	15	11	15	7	2	-	Other interdisciplinary fields



**1.3. STUDENTI UPISANI NA POSLIJEDIPLOMSKI SPECIJALISTIČKI STUDIJ PREMA VISOKOM UČILIŠTU, ZNANSTVENIM I UMJETNIČKIM PODRUČJIMA STUDIJA I SPOLU U AK. G. 2020./2021.**

*STUDENTS ENROLLED ON POSTGRADUATE SPECIALIST STUDIES, BY INSTITUTION OF HIGHER EDUCATION, SCIENTIFIC AND ARTISTIC FIELDS OF STUDY AND SEX, 2020/2021 ACADEMIC YEAR*

	Ukupno Total		Znanstveno i umjetničko područje studija Scientific and artistic field of study													
			prirodne znanosti Natural sciences		tehničke znanosti Engineering		biomedicina i zdravlje Biomedicine and health		biotehničke znanosti Biotechnical sciences		društvene znanosti Social sciences		umjetničko područje Artistic field		interdisciplinarna područja znanosti Interdisciplinary fields of science	
	svega All	žene Wo- men	svega All	žene Wo- men	svega All	žene Wo- men	svega All	žene Wo- men	svega All	žene Wo- men	svega All	žene Wo- men	svega All	žene Wo- men	svega All	žene Wo- men
Ukupno Total	1 463	972	13	10	51	15	617	415	11	9	659	433	25	21	87	69
Prirodoslovno-matematički fakultet, Zagreb <i>Faculty of Science, Zagreb</i>	12	9	12	9	-	-	-	-	-	-	-	-	-	-	-	-
Geodetski fakultet, Zagreb <i>Faculty of Geodesy, Zagreb</i>	2	1	-	-	2	1	-	-	-	-	-	-	-	-	-	-
Fakultet strojarstva i brodogradnje, Zagreb <i>Faculty of Mechanical Engineering and Naval Architecture, Zagreb</i>	6	2	-	-	6	2	-	-	-	-	-	-	-	-	-	-
Fakultet organizacije i informatike, Varaždin <i>Faculty of Organization and Informatics, Varaždin</i>	14	5	-	-	-	-	-	-	-	-	14	5	-	-	-	-
Fakultet elektrotehnike i računarstva, Zagreb <i>Faculty of Electrical Engineering and Computing, Zagreb</i>	20	6	-	-	20	6	-	-	-	-	-	-	-	-	-	-
Fakultet prometnih znanosti, Zagreb <i>Faculty of Transport and Traffic Engineering, Zagreb</i>	2	-	-	-	2	-	-	-	-	-	-	-	-	-	-	-
Medicinski fakultet, Osijek <i>Faculty of Medicine, Osijek</i>	37	23	-	-	-	-	37	23	-	-	-	-	-	-	-	-
Medicinski fakultet, Rijeka <i>Faculty of Medicine, Rijeka</i>	26	11	-	-	-	-	26	11	-	-	-	-	-	-	-	-
Medicinski fakultet, Split <i>Faculty of Medicine, Split</i>	45	30	-	-	-	-	45	30	-	-	-	-	-	-	-	-
Medicinski fakultet, Zagreb <i>Faculty of Medicine, Zagreb</i>	360	248	-	-	-	-	360	248	-	-	-	-	-	-	-	-
Stomatološki fakultet, Zagreb <i>Faculty of Dental Medicine, Zagreb</i>	35	17	-	-	-	-	35	17	-	-	-	-	-	-	-	-
Farmaceutsko-biokemijski fakultet, Zagreb <i>Faculty of Pharmacy and Biochemistry, Zagreb</i>	79	68	-	-	-	-	79	68	-	-	-	-	-	-	-	-
Veterinarski fakultet, Zagreb <i>Faculty of Veterinary Medicine, Zagreb</i>	22	7	-	-	-	-	22	7	-	-	-	-	-	-	-	-
Prehrambeno-tehnološki fakultet, Osijek <i>Faculty of Food Technology, Osijek</i>	8	6	-	-	-	-	-	-	8	6	-	-	-	-	-	-
Prehrambeno-biotehnološki fakultet, Zagreb <i>Faculty of Food Technology and Biotechnology, Zagreb</i>	1	1	-	-	-	-	-	-	1	1	-	-	-	-	-	-
Agronomski fakultet, Zagreb <i>Faculty of Agronomy, Zagreb</i>	2	2	-	-	-	-	-	-	2	2	-	-	-	-	-	-
Ekonomski fakultet, Osijek <i>Faculty of Economics, Osijek</i>	37	22	-	-	-	-	-	-	-	-	37	22	-	-	-	-
Ekonomski fakultet, Rijeka <i>Faculty of Economics and Business, Rijeka</i>	51	27	-	-	-	-	-	-	-	-	51	27	-	-	-	-

**1.3. STUDENTI UPISANI NA POSLIJEDIPLOMSKI SPECIJALISTIČKI STUDIJ PREMA VISOKOM UČILIŠTU, ZNANSTVENIM I UMJETNIČKIM PODRUČJIMA STUDIJA I SPOLU U AK. G. 2020./2021.**

*STUDENTS ENROLLED ON POSTGRADUATE SPECIALIST STUDIES, BY INSTITUTION OF HIGHER EDUCATION, SCIENTIFIC AND ARTISTIC FIELDS OF STUDY AND SEX, 2020/2021 ACADEMIC YEAR*

(nastavak)  
(nastavak)

	Ukupno <i>Total</i>		Znanstveno i umjetničko područje studija <i>Scientific and artistic field of study</i>														
			prirodne znanosti <i>Natural sciences</i>		tehničke znanosti <i>Engineering</i>		biomedicina i zdravlje <i>Biomedicine and health</i>		biotehničke znanosti <i>Biotechnical sciences</i>		društvene znanosti <i>Social sciences</i>		umjetničko područje <i>Artistic field</i>		interdisciplinarna područja znanosti <i>Interdisciplinary fields of science</i>		
	svega <i>All</i>	žene <i>Women</i>	svega <i>All</i>	žene <i>Women</i>	svega <i>All</i>	žene <i>Women</i>	svega <i>All</i>	žene <i>Women</i>	svega <i>All</i>	žene <i>Women</i>	svega <i>All</i>	žene <i>Women</i>	svega <i>All</i>	žene <i>Women</i>	svega <i>All</i>	žene <i>Women</i>	
Ekonomski fakultet, Split <i>Faculty of Economics, Split</i>	8	5	-	-	-	-	-	-	-	-	-	8	5	-	-	-	-
Ekonomski fakultet, Zagreb <i>Faculty of Economics and Business, Zagreb</i>	23	11	-	-	-	-	-	-	-	-	-	23	11	-	-	-	-
Fakultet za menadžment u turizmu i ugostiteljstvu, Opatija <i>Faculty of Tourism and Hospitality Management, Opatija</i>	4	3	-	-	-	-	-	-	-	-	-	-	-	-	-	4	3
Pravni fakultet, Osijek <i>Faculty of Law, Osijek</i>	1	1	-	-	-	-	-	-	-	-	-	1	1	-	-	-	-
Pravni fakultet, Rijeka <i>Faculty of Law, Rijeka</i>	34	18	-	-	-	-	-	-	-	-	-	34	18	-	-	-	-
Pravni fakultet, Split <i>Faculty of Law, Split</i>	23	16	-	-	-	-	-	-	-	-	-	23	16	-	-	-	-
Pravni fakultet, Zagreb <i>Faculty of Law, Zagreb</i>	351	256	-	-	-	-	-	-	-	-	-	351	256	-	-	-	-
Fakultet političkih znanosti, Zagreb <i>Faculty of Political Sciences, Zagreb</i>	33	12	-	-	-	-	-	-	-	-	-	33	12	-	-	-	-
Fakultet za odgojne i obrazovne znanosti, Osijek <i>Faculty of Education, Osijek</i>	10	9	-	-	-	-	-	-	-	-	-	-	-	-	-	10	9
Edukacijsko-rehabilitacijski fakultet, Zagreb <i>Faculty of Education and Rehabilitation Sciences, Zagreb</i>	26	23	-	-	-	-	-	-	-	-	-	26	23	-	-	-	-
Filozofski fakultet, Zagreb <i>Faculty of Humanities and Social Sciences, Zagreb</i>	15	13	-	-	-	-	-	-	-	-	-	15	13	-	-	-	-
Akademija za umjetnosti i kulturu, Osijek <i>Academy of Art and Culture, Osijek</i>	24	20	-	-	-	-	-	-	-	-	-	-	-	24	20	-	-
Muzička akademija, Zagreb <i>Academy of Music, Zagreb</i>	1	1	-	-	-	-	-	-	-	-	-	-	-	1	1	-	-
Sveučilište u Osijeku <i>University of Osijek</i>	1	1	1	1	-	-	-	-	-	-	-	-	-	-	-	-	-
Sveučilište u Zadru <i>University of Zadar</i>	18	17	-	-	-	-	-	-	-	-	-	-	-	-	-	18	17
Sveučilište u Zagrebu <i>University of Zagreb</i>	65	46	-	-	10	6	-	-	-	-	-	-	-	-	-	55	40
Sveučilište Sjever, Koprivnica <i>University North, Koprivnica</i>	43	24	-	-	-	-	-	-	-	-	-	43	24	-	-	-	-
Sveučilište u Slavonskom Brodu <i>University of Slavonki Brod</i>	11	-	-	-	11	-	-	-	-	-	-	-	-	-	-	-	-
Libertas međunarodno sveučilište, Zagreb <i>Libertas International University, Zagreb</i>	13	11	-	-	-	-	13	11	-	-	-	-	-	-	-	-	-

**1.4. STUDENTI UPISANI NA POSLIJEDIPLOMSKI SPECIJALISTIČKI STUDIJ PREMA SVEUČILIŠTU, DRŽAVI PREBIVALIŠTA I SPOLU U AK. G. 2020./2021.**

*STUDENTS ENROLLED ON POSTGRADUATE SPECIALIST STUDIES, BY UNIVERSITY, COUNTRY OF USUAL RESIDENCE AND SEX, 2020/2021 ACADEMIC YEAR*

Država prebivališta	Ukupno Total		Sveučilište University														Country of usual residence		
			Osijek		Rijeka		Slavonski Brod		Split		Zadar		Zagreb		Libertas			Sjever/ North	
	svega All	žene Women	svega All	žene Women	svega All	žene Women	svega All	žene Women	svega All	žene Women	svega All	žene Women	svega All	žene Women	svega All	žene Women		svega All	žene Women
Ukupno	1 463	972	118	82	115	59	11	-	76	51	18	17	1 069	728	13	11	43	24	Total
Hrvatska	1 430	956	112	79	115	59	11	-	75	51	18	17	1 043	715	13	11	43	24	Croatia
Ostale države	33	16	6	3	-	-	-	-	1	-	-	-	26	13	-	-	-	-	Other countries
Bosna i Hercegovina	16	7	4	2	-	-	-	-	-	-	-	-	12	5	-	-	-	-	Bosnia and Herzegovina
Crna Gora	1	-	-	-	-	-	-	-	1	-	-	-	-	-	-	-	-	-	Montenegro
Češka	1	1	-	-	-	-	-	-	-	-	-	-	1	1	-	-	-	-	Czech Republic
Luksemburg	1	1	-	-	-	-	-	-	-	-	-	-	1	1	-	-	-	-	Luxembourg
Njemačka	1	-	-	-	-	-	-	-	-	-	-	-	1	-	-	-	-	-	Germany
Sjeverna Makedonija <sup>1)</sup>	3	2	2	1	-	-	-	-	-	-	-	-	1	1	-	-	-	-	North Macedonia <sup>1)</sup>
Slovenija	2	1	-	-	-	-	-	-	-	-	-	-	2	1	-	-	-	-	Slovenia
Srbija	8	4	-	-	-	-	-	-	-	-	-	-	8	4	-	-	-	-	Serbia

1) Republika Hrvatska od 15. veljače 2019. godine u svim oblicima službene komunikacije upotrebljava ime Republika Sjeverna Makedonija.

1) As of 15 February 2019, the Republic of Croatia uses the name Republic of North Macedonia in all forms of public communication.

**1.5. STUDENTI UPISANI NA POSLIJEDIPLOMSKI SPECIJALISTIČKI STUDIJ PREMA DRŽAVI U KOJOJ SU DIPLOMIRALI, DRŽAVLJANSTVU I SPOLU U AK. G. 2020./2021.**

*STUDENTS ENROLLED ON POSTGRADUATE SPECIALIST STUDIES, BY COUNTRY OF GRADUATION, CITIZENSHIP AND SEX, 2020/2021 ACADEMIC YEAR*

Država prethodnog obrazovanja	Ukupno Total		Državljanstvo Citizenship				Country of previous education
			hrvatsko Croatian		strano Foreign		
	svega All	žene Women	svega All	žene Women	svega All	žene Women	
Ukupno	1 463	972	1 435	960	28	12	Total
Hrvatska	1 391	934	1 389	934	2	-	Croatia
Ostale države	72	38	46	26	26	12	Other countries
Austrija	2	1	2	1	-	-	Austria
Bosna i Hercegovina	42	21	30	16	12	5	Bosnia and Herzegovina
Italija	5	4	5	4	-	-	Italy
Kosovo	2	2	1	1	1	1	Kosovo
Kuba	1	-	1	-	-	-	Cuba
Mađarska	1	-	1	-	-	-	Hungary
Rusija	2	2	1	1	1	1	Russian Federation
Sjeverna Makedonija <sup>1)</sup>	3	2	-	-	3	2	North Macedonia <sup>1)</sup>
Slovenija	2	1	1	1	1	-	Slovenia
Srbija	9	4	1	1	8	3	Serbia
Španjolska	2	-	2	-	-	-	Spain
Ujedinjena Kraljevina	1	1	1	1	-	-	United Kingdom

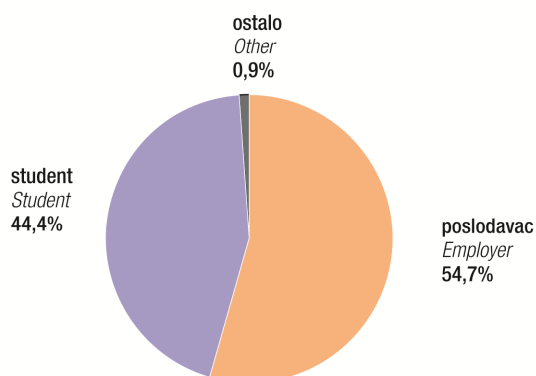
1) Republika Hrvatska od 15. veljače 2019. godine u svim oblicima službene komunikacije upotrebljava ime Republika Sjeverna Makedonija.

1) As of 15 February 2019, the Republic of Croatia uses the name Republic of North Macedonia in all forms of public communication.

**1.6. STUDENTI UPISANI NA POSLIJEDIPLOMSKI SPECIJALISTIČKI STUDIJ PREMA DJELATNOSTI U KOJOJ OBAVLJAJU ZANIMANJE, NAČINU PLAĆANJA STUDIJA I SPOLU U AK. G. 2020./2021.**  
**STUDENTS ENROLLED ON POSTGRADUATE SPECIALIST STUDIES, BY ACTIVITY, WAY OF PAYING FOR STUDY AND SEX, 2020/2021 ACADEMIC YEAR**

	Ukupno	Total	Način plaćanja poslijediplomskog studija Way of paying for postgraduate study			
	svega All	žene Women	poslodavac Employer	student Student	ostalo Other	
Ukupno	1 463	972	800	650	13	Total
Zaposleni	1 419	944	800	607	12	Employed
Poljoprivreda, šumarstvo i ribarstvo	23	8	9	14	-	Agriculture, forestry and fishing
Rudarstvo i vađenje	2	2	2	-	-	Mining and quarrying
Prerađivačka industrija	30	15	16	14	-	Manufacturing
Opskrba električnom energijom, plinom, parom i klimatizacija	22	6	9	13	-	Electricity, gas, steam and air conditioning supply
Opskrba vodom; uklanjanje otpadnih voda, gospodarenje otpadom te djelatnosti sanacije okoliša	11	6	6	5	-	Water supply; sewerage, waste management and remediation activities
Građevinarstvo	9	2	3	6	-	Construction
Trgovina na veliko i malo; popravak motornih vozila i motocikla	70	50	27	42	1	Wholesale and retail trade; repair of motor vehicles and motorcycles
Prijevoz i skladištenje	14	10	3	11	-	Transportation and storage
Djelatnosti pružanja smještaja te pripreme i usluživanja hrane	8	3	2	6	-	Accommodation and food service activities
Informacije i komunikacije	26	14	12	14	-	Information and communication
Financijske djelatnosti i djelatnosti osiguranja	65	41	32	33	-	Financial and insurance activities
Poslovanje nekretninama	1	1	-	1	-	Real estate activities
Stručne, znanstvene i tehničke djelatnosti	127	70	48	75	4	Professional, scientific and technical activities
Administrativne i pomoćne uslužne djelatnosti	19	12	4	14	1	Administrative and support service activities
Javna uprava i obrana; obvezno socijalno osiguranje	192	121	55	136	1	Public administration and defence; compulsory social security
Obrazovanje	111	99	32	79	-	Education
Djelatnosti zdravstvene zaštite i socijalne skrbi	648	457	531	112	5	Human health and social work activities
Umjetnost, zabava i rekreacija	10	7	1	9	-	Arts, entertainment and recreation
Ostale uslužne djelatnosti	25	17	8	17	-	Other service activities
Djelatnosti izvanteritorijalnih organizacija i tijela	6	3	-	6	-	Activities of extraterritorial organisations and bodies
Nezaposleni	44	28	-	43	1	Unemployed

**G-7. STUDENTI UPISANI NA POSLIJEDIPLOMSKI SPECIJALISTIČKI STUDIJ PREMA NAČINU PLAĆANJA STUDIJA U AK. G. 2020./2021.**  
**STUDENTS ENROLLED ON POSTGRADUATE SPECIALIST STUDIES, BY WAY OF PAYING FOR STUDY, 2020/2021 ACADEMIC YEAR**



**1.7. STUDENTI UPISANI NA POSLIJEDIPLOMSKI SPECIJALISTIČKI STUDIJ PREMA ŽUPANIJI, GRADU/OPĆINI  
STALNOG PREBIVALIŠTA I SPOLU U AK. G. 2020./2021.**  
STUDENTS ENROLLED ON POSTGRADUATE SPECIALIST STUDIES, BY COUNTY, TOWN/MUNICIPALITY  
OF USUAL RESIDENCE AND SEX, 2020/2021 ACADEMIC YEAR

(nastavak)  
(continued)

	Ukupno Total				Ukupno Total		
	svoga All	muškarci Men	žene Women		svoga All	muškarci Men	žene Women
Ukupno Total	1 463	491	972	Lipovljani	1	-	1
				Sunja	1	-	1
				Velika Ludina	1	1	-
Republika Hrvatska Republic of Croatia	1 430	474	956	Karlovačka županija County of Karlovac	29	6	23
Zagrebačka županija County of Zagreb	70	18	52	Gradovi/ Towns	26	6	20
Gradovi/ Towns	56	14	42	Duga Resa	2	-	2
Dugo Selo	4	1	3	Karlovac	21	5	16
Ivanić-Grad	3	-	3	Ogulin	3	1	2
Jastrebarsko	4	1	3	Općine/ Municipalities	3	-	3
Samobor	11	3	8	Barilović	1	-	1
Sveta Nedelja	5	1	4	Josipdol	1	-	1
Velika Gorica	13	2	11	Žakanje	1	-	1
Vrbovec	2	-	2	Varaždinska županija County of Varaždin	57	9	48
Zaprešić	14	6	8	Gradovi/ Towns	46	8	38
Općine/ Municipalities	14	4	10	Ivanec	5	-	5
Bedenica	1	-	1	Lepoglava	2	1	1
Bistra	2	-	2	Ludbreg	1	-	1
Brdovec	2	1	1	Novi Marof	8	1	7
Dubravica	1	-	1	Varaždin	29	6	23
Gradec	1	-	1	Varaždinske Toplice	1	-	1
Kloštar Ivanić	1	-	1	Općine/ Municipalities	11	1	10
Krašić	1	1	-	Beretinec	1	-	1
Križ	2	-	2	Gornji Kneginec	2	-	2
Pisarovina	1	1	-	Jalžabet	1	-	1
Rugvica	2	1	1	Klenovnik	1	-	1
Krapinsko-zagorska županija County of Krapina-Zagorje	23	3	20	Petrijanec	1	-	1
Gradovi/ Towns	13	3	10	Sračinec	3	-	3
Donja Stubica	2	1	1	Trnovec Bartolovečki	2	1	1
Krapina	7	2	5	Koprivničko-križevačka županija County of Koprivnica-Križevci	21	4	17
Oroslavje	1	-	1	Gradovi/ Towns	17	3	14
Pregrada	2	-	2	Đurđevac	1	-	1
Zabok	1	-	1	Koprivnica	10	2	8
Općine/ Municipalities	10	-	10	Križevci	6	1	5
Bedekovčina	1	-	1	Općine/ Municipalities	4	1	3
Gornja Stubica	1	-	1	Kloštar Podravski	2	1	1
Krapinske Toplice	3	-	3	Koprivnički Bregi	1	-	1
Lobor	1	-	1	Virje	1	-	1
Marija Bistrica	1	-	1	Sisačko-moslavačka županija County of Sisak-Moslavina	33	12	21
Sveti Križ Začretje	2	-	2	Bjelovarsko-bilogorska županija County of Bjelovar-Bilogora	22	9	13
Veliko Trgovišće	1	-	1	Gradovi/ Towns	20	8	12
				Kutina	8	4	4
				Novska	1	-	1
				Petrinja	3	1	2
				Sisak	15	6	9
				Općine/ Municipalities	6	1	5
				Dvor	1	-	1
				Jasenovac	1	-	1
				Lekenik	1	-	1
				Općine/ Municipalities	2	1	1
				Veliki Grđevac	1	1	-
				Veliko Trojstvo	1	-	1

**1.7. STUDENTI UPISANI NA POSLIJEDIPLOMSKI SPECIJALISTIČKI STUDIJ PREMA ŽUPANIJI, GRADU/ OPĆINI  
STALNOG PREBIVALIŠTA I SPOLU U AK. G. 2020./2021.**  
*STUDENTS ENROLLED ON POSTGRADUATE SPECIALIST STUDIES, BY COUNTY, TOWN/ MUNICIPALITY  
OF USUAL RESIDENCE AND SEX, 2020/2021 ACADEMIC YEAR*

(nastavak)  
(continued)

	Ukupno Total		
	svoga All	muškarci Men	žene Women
Primorsko-goranska županija <i>County of Primorje-Gorski kotar</i>	105	40	65
<i>Gradovi/ Towns</i>	85	31	54
Crikvenica	4	2	2
Kastav	5	2	3
Kraljevica	1	-	1
Krk	4	3	1
Mali Lošinj	1	-	1
Novi Vinodolski	1	-	1
Opatija	9	4	5
Rab	1	-	1
Rijeka	57	18	39
Vrbovsko	2	2	-
<i>Općine/ Municipalities</i>	20	9	11
Fužine	1	-	1
Jelenje	1	-	1
Klana	1	1	-
Kostrena	3	3	-
Lovran	1	-	1
Malinska-Dubašnica	2	1	1
Matulji	2	1	1
Omišalj	2	1	1
Skrad	1	-	1
Vinodolska općina	1	-	1
Viškovo	5	2	3
Ličko-senjska županija <i>County of Lika-Senj</i>	4	-	4
<i>Gradovi/ Towns</i>	4	-	4
Gospić	4	-	4
Virovitičko-podravska županija <i>County of Virovitica-Podravina</i>	9	2	7
<i>Gradovi/ Towns</i>	5	-	5
Orahovica	1	-	1
Slatina	1	-	1
Virovitica	3	-	3
<i>Općine/ Municipalities</i>	4	2	2
Mikleuš	1	-	1
Pitomača	2	1	1
Suhopolje	1	1	-
Požeško-slavonska županija <i>County of Požega-Slavonia</i>	17	7	10
<i>Gradovi/ Towns</i>	15	6	9
Kutjevo	1	-	1
Pakrac	2	-	2
Pleternica	3	1	2
Požega	9	5	4
<i>Općine/ Municipalities</i>	2	1	1
Brestovac	2	1	1
Brodsko-posavska županija <i>County of SlavonSKI Brod-Posavina</i>	29	11	18
<i>Gradovi/ Towns</i>	24	7	17
Nova Gradiška	9	4	5
Slavonski Brod	15	3	12

(nastavak)  
(continued)

	Ukupno Total		
	svoga All	muškarci Men	žene Women
Općine/ <i>Municipalities</i>	5	4	1
Donji Andrijevi	1	1	-
Podcrkavlje	1	1	-
Rešetari	1	1	-
Sibinj	1	1	-
Velika Kopanica	1	-	1
Zadarska županija <i>County of Zadar</i>	53	14	39
<i>Gradovi/ Towns</i>	44	11	33
Biograd na Moru	1	-	1
Obrovac	1	-	1
Pag	1	-	1
Zadar	41	11	30
<i>Općine/ Municipalities</i>	9	3	6
Gračac	1	-	1
Novigrad	1	1	-
Pašman	1	-	1
Poličnik	1	1	-
Posedarje	2	1	1
Preko	1	-	1
Sukošan	1	-	1
Sveti Filip i Jakov	1	-	1
Osječko-baranjska županija <i>County of Osijek-Baranja</i>	105	39	66
<i>Gradovi/ Towns</i>	92	33	59
Beli Manastir	4	2	2
Đakovo	3	2	1
Našice	4	2	2
Osijek	80	27	53
Valpovo	1	-	1
<i>Općine/ Municipalities</i>	13	6	7
Antunovac	1	-	1
Bilje	1	-	1
Čeminec	1	-	1
Čepin	4	2	2
Darda	1	1	-
Đurđenovac	3	2	1
Feričanci	1	-	1
Semeljci	1	1	-
Šibensko-kninska županija <i>County of Šibenik-Knin</i>	27	11	16
<i>Gradovi/ Towns</i>	21	8	13
Drniš	3	-	3
Šibenik	17	7	10
Vodice	1	1	-
<i>Općine/ Municipalities</i>	6	3	3
Murter-Kornati	1	1	-
Primošten	1	-	1
Promina	1	-	1
Rogoznica	1	-	1
Tisno	1	1	-
Tribunj	1	1	-

**1.7. STUDENTI UPISANI NA POSLIJEDIPLOMSKI SPECIJALISTIČKI STUDIJ PREMA ŽUPANIJI, GRADU/OPĆINI  
STALNOG PREBIVALIŠTA I SPOLU U AK. G. 2020./2021.**  
*STUDENTS ENROLLED ON POSTGRADUATE SPECIALIST STUDIES, BY COUNTY, TOWN/MUNICIPALITY  
OF USUAL RESIDENCE AND SEX, 2020/2021 ACADEMIC YEAR*

(nastavak)  
(continued)

	Ukupno Total		
	svoga All	muškarci Men	žene Women
Vukovarsko-srijemska županija <i>County of Vukovar-Sirmium</i>	26	9	17
Gradovi/ Towns	21	6	15
Vinkovci	14	2	12
Vukovar	3	1	2
Županja	4	3	1
Općine/ Municipalities	5	3	2
Ivankovo	2	1	1
Nuštar	2	2	-
Privlaka	1	-	1
Splitsko-dalmatinska županija <i>County of Split-Dalmatia</i>	129	45	84
Gradovi/ Towns	112	39	73
Hvar	1	-	1
Imotski	2	1	1
Kaštela	5	-	5
Makarska	3	2	1
Sinj	8	3	5
Solin	9	4	5
Split	79	27	52
Stari Grad	1	-	1
Trogir	2	1	1
Vis	1	-	1
Vrlika	1	1	-
Općine/ Municipalities	17	6	11
Dugi Rat	4	1	3
Dugopolje	2	-	2
Hrvace	1	-	1
Klis	3	1	2
Podstrana	2	1	1
Proložac	1	-	1
Runovići	1	1	-
Seget	1	1	-
Tučepi	1	-	1
Zmijavci	1	1	-
Istarska županija <i>County of Istria</i>	37	11	26
Gradovi/ Towns	30	7	23
Buzet	3	1	2
Labin	1	-	1
Pazin	4	1	3
Poreč – Parenzo	3	1	2
Pula – Pola	13	3	10
Rovinj – Rovigno	2	-	2
Umag – Umago	3	1	2
Vodnjan – Dignano	1	-	1
Općine/ Municipalities	7	4	3
Bale – Valle	1	1	-

(nastavak)  
(continued)

	Ukupno Total		
	svoga All	muškarci Men	žene Women
Funtana – Fontane	1	1	-
Kaštelir-Labinci – Castelliere- S. Domenica	1	-	1
Ližnjan – Lisignano	1	1	-
Oprtalj – Portole	1	1	-
Sveti Lovreč	1	-	1
Vižinada - Visinada	1	-	1
Dubrovačko-neretvanska županija <i>County of Dubrovnik-Neretva</i>	25	9	16
Gradovi/ Towns	17	6	11
Dubrovnik	10	3	7
Korčula	1	-	1
Metković	4	2	2
Opuzen	1	-	1
Ploče	1	1	-
Općine/ Municipalities	8	3	5
Dubrovačko primorje	1	-	1
Konavle	1	-	1
Lastovo	1	-	1
Smokvica	1	-	1
Vela Luka	1	-	1
Župa dubrovačka	3	3	-
Međimurska županija <i>County of Međimurje</i>	33	15	18
Gradovi/ Towns	20	10	10
Čakovec	16	7	9
Mursko Središće	1	1	-
Prelog	3	2	1
Općine/ Municipalities	13	5	8
Donji Kraljevec	1	-	1
Goričan	1	1	-
Mala Subotica	2	1	1
Nedelišće	5	1	4
Strahoninec	1	1	-
Sveti Martin na Muri	1	-	1
Šenkovec	1	-	1
Štrigova	1	1	-
Grad Zagreb <i>City of Zagreb</i>	576	200	376
Prebivalište izvan Republike Hrvatske <i>Residence out of Republic of Croatia</i>	33	17	16

**2. STUDENTI UPISANI NA POSLIJEDIPLOMSKI DOKTORSKI STUDIJ U AK. G. 2020./2021.**  
**STUDENTS ENROLLED ON POSTGRADUATE DOCTORAL STUDIES, 2020/2021 ACADEMIC YEAR**

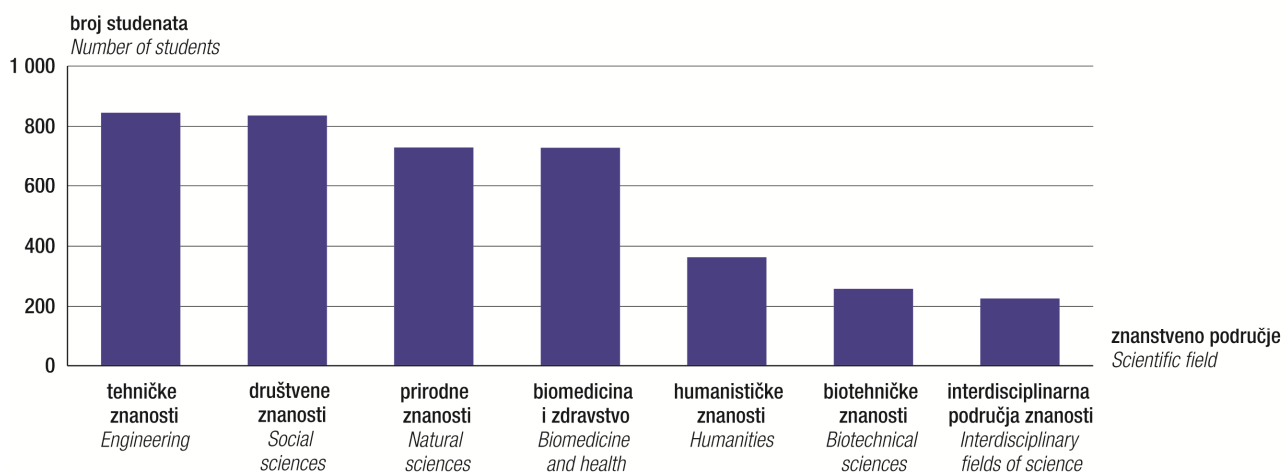
**2.1. STUDENTI UPISANI NA POSLIJEDIPLOMSKI DOKTORSKI STUDIJ PREMA SVEUČILIŠTU, ZNANSTVENIM I UMJETNIČKIM PODRUČJIMA I SPOLU U AK. G. 2020./2021.**

*STUDENTS ENROLLED ON POSTGRADUATE DOCTORAL STUDIES, BY UNIVERSITIES, SCIENTIFIC AND ARTISTIC FIELDS AND SEX, 2020/2021 ACADEMIC YEAR*

	Ukupno Total		Znanstveno i umjetničko područje studija Scientific and artistic field of study						
	svega All	žene Women	prirodne znanosti Natural sciences	tehničke znanosti Engineering	biomedicina i zdravstvo Biomedicine and health	biotehničke znanosti Biotechnical sciences	društvene znanosti Social sciences	humanističke znanosti Humanities	interdiscipli- narna područja Interdiscipli- nary fields
Ukupno Total	3 987	2 229	730	845	729	258	836	363	226
Sveučilište u Dubrovniku University of Dubrovnik	16	7	-	-	-	-	16	-	-
Sveučilište u Osijeku University of Osijek	362	197	19	61	93	87	73	10	19
Sveučilište u Rijeci University of Rijeka	539	291	22	113	136	-	183	29	56
Sveučilište Sjever, Koprivnica University North, Koprivnica	50	44	-	-	-	-	50	-	-
Sveučilište u Slavonskom Brodu University of Slavonski Brod	19	2	-	19	-	-	-	-	-
Sveučilište u Splitu University of Split	317	164	29	101	102	1	10	40	34
Sveučilište u Zadru University of Zadar	146	95	-	-	-	-	77	54	15
Sveučilište u Zagrebu University of Zagreb	2 452	1 379	660	551	398	170	374	197	102
Hrvatsko katoličko sveučilište, Zagreb Catholic University of Croatia, Zagreb	86	50	-	-	-	-	53	33	-

**G-8. STUDENTI UPISANI NA POSLIJEDIPLOMSKI DOKTORSKI STUDIJ PREMA ZNANSTVENIM I UMJETNIČKIM PODRUČJIMA STUDIJA U AK. G. 2020./2021.**

*STUDENTS ENROLLED ON POSTGRADUATE DOCTORAL STUDIES, BY SCIENTIFIC AND ARTISTIC FIELDS OF STUDY, 2020/2021 ACADEMIC YEAR*





**2.2. STUDENTI UPISANI NA POSLIJEDIPLOMSKI DOKTORSKI STUDIJ PREMA VISOKOM UČILIŠTU, ZNANSTVENIM I UMJETNIČKIM PODRUČJIMA I SPOLU U AK. G. 2020./2021.**  
**STUDENTS ENROLLED ON POSTGRADUATE DOCTORAL STUDIES, BY INSTITUTION OF HIGHER EDUCATION, SCIENTIFIC AND ARTISTIC FIELDS AND SEX, 2020/2021 ACADEMIC YEAR**

	Ukupno Total		Znanstveno i umjetničko područje studija Scientific and artistic field of study													
			prirodne znanosti Natural sciences		tehničke znanosti Engineering		biomedicina i zdravstvo Biomedicine and health		biotehničke znanosti Biotechnical sciences		društvene znanosti Social sciences		humanističke znanosti Humanities		interdisciplinarna područja znanosti Interdisciplinary fields of science	
	svega All	žene Wo- men	svega All	žene Wo- men	svega All	žene Wo- men	svega All	žene Wo- men	svega All	žene Wo- men	svega All	žene Wo- men	svega All	žene Wo- men	svega All	žene Wo- men
Ukupno Total	3 987	2 229	730	429	845	297	729	444	258	158	836	560	363	197	226	144
Prirodoslovno-matematički fakultet, Zagreb Faculty of Science, Zagreb	659	379	612	354	-	-	-	-	-	-	-	-	-	-	47	25
Prirodoslovno-matematički fakultet, Split Faculty of Science, Split	54	33	21	13	-	-	-	-	-	-	-	-	-	-	33	20
Odjel za fiziku Sveučilišta u Rijeci Department of Physics of University of Rijeka	22	7	22	7	-	-	-	-	-	-	-	-	-	-	-	-
Arhitektonski fakultet, Zagreb Faculty of Architecture, Zagreb	39	22	-	-	39	22	-	-	-	-	-	-	-	-	-	-
Građevinski i arhitektonski fakultet, Osijek Faculty of Civil Engineering and Architecture, Osijek	35	13	-	-	35	13	-	-	-	-	-	-	-	-	-	-
Građevinski fakultet, Rijeka Faculty of Civil Engineering, Rijeka	5	3	-	-	5	3	-	-	-	-	-	-	-	-	-	-
Građevinski fakultet, Zagreb Faculty of Civil Engineering, Zagreb	39	14	-	-	39	14	-	-	-	-	-	-	-	-	-	-
Geotehnički fakultet, Varaždin Faculty of Geotechnical Engineering, Varaždin	32	15	-	-	32	15	-	-	-	-	-	-	-	-	-	-
Fakultet građevinarstva, arhitekture i geodezije, Split Faculty of Civil Engineering, Architecture and Geodesy, Split	17	6	-	-	17	6	-	-	-	-	-	-	-	-	-	-
Geodetski fakultet, Zagreb Faculty of Geodesy, Zagreb	48	11	-	-	48	11	-	-	-	-	-	-	-	-	-	-
Grafički fakultet, Zagreb Faculty of Graphic Art, Zagreb	55	23	-	-	55	23	-	-	-	-	-	-	-	-	-	-
Fakultet strojarstva i brodogradnje, Zagreb Faculty of Mechanical Engineering and Naval Architecture, Zagreb	47	12	-	-	47	12	-	-	-	-	-	-	-	-	-	-
Tehnički fakultet, Rijeka Faculty of Engineering, Rijeka	78	12	-	-	78	12	-	-	-	-	-	-	-	-	-	-
Fakultet elektrotehnike, strojarstva i brodogradnje, Split Faculty of Electrical Engineering, Mechanical Engineering and Naval Architecture, Split	67	22	-	-	67	22	-	-	-	-	-	-	-	-	-	-
Fakultet elektrotehnike, računarstva i informacijskih tehnologija, Osijek Faculty of Electrical Engineering, Computer Science and Information Technology, Osijek	26	3	-	-	26	3	-	-	-	-	-	-	-	-	-	-
Fakultet elektrotehnike i računarstva, Zagreb Faculty of Electrical Engineering and Computing, Zagreb	137	32	-	-	137	32	-	-	-	-	-	-	-	-	-	-
Rudarsko-geološko-naftni fakultet, Zagreb Faculty of Mining, Geology and Petroleum Engineering, Zagreb	16	8	10	4	6	4	-	-	-	-	-	-	-	-	-	-
Fakultet prometnih znanosti, Zagreb Faculty of Transport and Traffic Engineering, Zagreb	39	14	-	-	39	14	-	-	-	-	-	-	-	-	-	-
Fakultet kemijskog inženjerstva i tehnologije, Zagreb Faculty of Chemical Engineering and Technology, Zagreb	97	66	38	30	59	36	-	-	-	-	-	-	-	-	-	-
Kemijsko-tehnološki fakultet, Split Faculty of Chemistry and Technology, Split	11	9	7	6	4	3	-	-	-	-	-	-	-	-	-	-

**2.2. STUDENTI UPISANI NA POSLIJEDIPLOMSKI DOKTORSKI STUDIJ PREMA VISOKOM UČILIŠTU, ZNANSTVENIM I UMJETNIČKIM PODRUČJIMA I SPOLU U AK. G. 2020./2021.**

STUDENTS ENROLLED ON POSTGRADUATE DOCTORAL STUDIES, BY INSTITUTION OF HIGHER EDUCATION, SCIENTIFIC AND ARTISTIC FIELDS AND SEX, 2020/2021 ACADEMIC YEAR

(nastavak)  
(continued)

	Ukupno <i>Total</i>		Znanstveno i umjetničko područje studija <i>Scientific and artistic field of study</i>													
			prirodne znanosti <i>Natural sciences</i>		tehničke znanosti <i>Engineering</i>		biomedicina i zdravstvo <i>Biomedicine and health</i>		biotehničke znanosti <i>Biotechnical sciences</i>		društvene znanosti <i>Social sciences</i>		humanističke znanosti <i>Humanities</i>		interdisciplinarna područja znanosti <i>Interdisciplinary fields of science</i>	
	svega <i>All</i>	žene <i>Women</i>	svega <i>All</i>	žene <i>Women</i>	svega <i>All</i>	žene <i>Women</i>	svega <i>All</i>	žene <i>Women</i>	svega <i>All</i>	žene <i>Women</i>	svega <i>All</i>	žene <i>Women</i>	svega <i>All</i>	žene <i>Women</i>	svega <i>All</i>	žene <i>Women</i>
Tekstilno-tehnološki fakultet, Zagreb <i>Faculty of Textile Technology, Zagreb</i>	50	40	-	-	50	40	-	-	-	-	-	-	-	-	-	-
Pomorski fakultet, Rijeka <i>Faculty of Maritime Studies, Rijeka</i>	30	8	-	-	30	8	-	-	-	-	-	-	-	-	-	-
Pomorski fakultet, Split <i>Faculty of Maritime Studies, Split</i>	13	2	-	-	13	2	-	-	-	-	-	-	-	-	-	-
Medicinski fakultet, Osijek <i>Faculty of Medicine, Osijek</i>	79	33	-	-	-	-	79	33	-	-	-	-	-	-	-	-
Medicinski fakultet, Rijeka <i>Faculty of Medicine, Rijeka</i>	136	93	-	-	-	-	136	93	-	-	-	-	-	-	-	-
Medicinski fakultet, Split <i>Faculty of Medicine, Split</i>	102	60	-	-	-	-	102	60	-	-	-	-	-	-	-	-
Medicinski fakultet, Zagreb <i>Faculty of Medicine, Zagreb</i>	192	115	-	-	-	-	192	115	-	-	-	-	-	-	-	-
Stomatološki fakultet, Zagreb <i>Faculty of Dental Medicine, Zagreb</i>	92	59	-	-	-	-	92	59	-	-	-	-	-	-	-	-
Farmaceutsko-biokemijski fakultet, Zagreb <i>Faculty of Pharmacy and Biochemistry, Zagreb</i>	75	57	-	-	-	-	75	57	-	-	-	-	-	-	-	-
Veterinarski fakultet, Zagreb <i>Faculty of Veterinary Medicine, Zagreb</i>	39	19	-	-	-	-	39	19	-	-	-	-	-	-	-	-
Prehrambeno-tehnološki fakultet, Osijek <i>Faculty of Food and Technology, Osijek</i>	55	42	-	-	-	-	-	-	55	42	-	-	-	-	-	-
Prehrambeno-biotehnološki fakultet, Zagreb <i>Faculty of Food Technology and Biotechnology, Zagreb</i>	49	42	-	-	-	-	-	-	49	42	-	-	-	-	-	-
Fakultet agrobiotehničkih znanosti, Osijek <i>Faculty of Agrobiotechnical Sciences, Osijek</i>	30	12	-	-	-	-	-	-	30	12	-	-	-	-	-	-
Agronomski fakultet, Zagreb <i>Faculty of Agriculture, Zagreb</i>	83	47	-	-	-	-	-	-	83	47	-	-	-	-	-	-
Sveučilišni Odjel za studija mora, Split <i>University Department for Maritime Studies, Split</i>	2	2	1	1	-	-	-	-	1	1	-	-	-	-	-	-
Šumarski fakultet, Zagreb <i>Faculty of Forestry, Zagreb</i>	38	14	-	-	-	-	-	-	38	14	-	-	-	-	-	-
Odjel za biotehnologiju Sveučilišta u Rijeci <i>Department of Biotechnology of University of Rijeka</i>	56	40	-	-	-	-	-	-	-	-	-	-	-	56	40	
Ekonomski fakultet, Osijek <i>Faculty of Economics, Osijek</i>	28	16	-	-	-	-	-	-	-	-	28	16	-	-	-	-
Ekonomski fakultet, Rijeka <i>Faculty of Economics and Business, Rijeka</i>	43	24	-	-	-	-	-	-	-	-	43	24	-	-	-	-
Ekonomski fakultet, Split <i>Faculty of Economics, Split</i>	7	4	-	-	-	-	-	-	-	-	7	4	-	-	-	-
Ekonomski fakultet, Zagreb <i>Faculty of Economics and Business, Zagreb</i>	31	18	-	-	-	-	-	-	-	-	31	18	-	-	-	-
Fakultet za menadžment u turizmu i ugostiteljstvu, Opatija <i>Faculty of Tourism and Hospitality Management, Opatija</i>	77	48	-	-	-	-	-	-	-	-	77	48	-	-	-	-
Fakultet organizacije i informatike, Varaždin <i>Faculty of Organisation and Informatics, Varaždin</i>	7	3	-	-	-	-	-	-	-	-	7	3	-	-	-	-

**2.2. STUDENTI UPISANI NA POSLIJEDIPLOMSKI DOKTORSKI STUDIJ PREMA VISOKOM UČILIŠTU, ZNANSTVENIM I UMJETNIČKIM PODRUČJIMA I SPOLU U AK. G. 2020./2021.**

STUDENTS ENROLLED ON POSTGRADUATE DOCTORAL STUDIES, BY INSTITUTION OF HIGHER EDUCATION, SCIENTIFIC AND ARTISTIC FIELDS AND SEX, 2020/2021 ACADEMIC YEAR

(nastavak)  
(continued)

	Ukupno <i>Total</i>		Znanstveno i umjetničko područje studija <i>Scientific and artistic field of study</i>														
			prirodne znanosti <i>Natural sciences</i>		tehničke znanosti <i>Engineering</i>		biomedicina i zdravstvo <i>Biomedicine and health</i>		biotehničke znanosti <i>Biotechnical sciences</i>		društvene znanosti <i>Social sciences</i>		humanističke znanosti <i>Humanities</i>		interdisciplinarna područja znanosti <i>Interdisciplinary fields of science</i>		
	svega <i>All</i>	žene <i>Women</i>	svega <i>All</i>	žene <i>Women</i>	svega <i>All</i>	žene <i>Women</i>	svega <i>All</i>	žene <i>Women</i>	svega <i>All</i>	žene <i>Women</i>	svega <i>All</i>	žene <i>Women</i>	svega <i>All</i>	žene <i>Women</i>	svega <i>All</i>	žene <i>Women</i>	
Odjel za informatiku Sveučilišta u Rijeci <i>Department of Informatics of University of Rijeka</i>	14	3	-	-	-	-	-	-	-	-	-	14	3	-	-	-	-
Pravni fakultet, Osijek <i>Faculty of Law, Osijek</i>	10	6	-	-	-	-	-	-	-	-	-	10	6	-	-	-	-
Pravni fakultet, Rijeka <i>Faculty of Law, Rijeka</i>	19	13	-	-	-	-	-	-	-	-	-	19	13	-	-	-	-
Pravni fakultet, Zagreb <i>Faculty of Law, Zagreb</i>	148	110	-	-	-	-	-	-	-	-	-	148	110	-	-	-	-
Fakultet političkih znanosti, Zagreb <i>Faculty of Political Sciences, Zagreb</i>	28	13	-	-	-	-	-	-	-	-	-	28	13	-	-	-	-
Kineziološki fakultet, Split <i>Faculty of Kinesiology, Split</i>	3	1	-	-	-	-	-	-	-	-	-	3	1	-	-	-	-
Kineziološki fakultet, Zagreb <i>Faculty of Kinesiology, Zagreb</i>	49	18	-	-	-	-	-	-	-	-	-	49	18	-	-	-	-
Fakultet za odgojne i obrazovne znanosti, Osijek <i>Faculty of Educational Sciences, Osijek</i>	19	14	-	-	-	-	-	-	-	-	-	-	-	-	-	19	14
Učiteljski fakultet, Zagreb <i>Faculty of Teacher Education, Zagreb</i>	43	35	-	-	-	-	-	-	-	-	-	-	-	-	-	43	35
Edukacijsko-rehabilitacijski fakultet, Zagreb <i>Faculty of Education and Rehabilitation Sciences, Zagreb</i>	35	33	-	-	-	-	-	-	-	-	-	35	33	-	-	-	-
Filozofski fakultet, Osijek <i>Faculty of Humanities and Social Sciences, Osijek</i>	45	36	-	-	-	-	-	-	-	-	-	35	28	10	8	-	-
Filozofski fakultet, Rijeka <i>Faculty of Humanities and Social Sciences, Rijeka</i>	59	40	-	-	-	-	-	-	-	-	-	30	26	29	14	-	-
Filozofski fakultet, Split <i>Faculty of Humanities and Social Sciences, Split</i>	32	23	-	-	-	-	-	-	-	-	-	-	-	31	22	1	1
Filozofski fakultet, Zagreb <i>Faculty of Humanities and Social Sciences, Zagreb</i>	209	129	-	-	-	-	-	-	-	-	-	76	48	133	81	-	-
Fakultet hrvatskih studija, Zagreb <i>Faculty of Croatian Studies, Zagreb</i>	55	25	-	-	-	-	-	-	-	-	-	-	-	44	18	11	7
Sveučilište u Dubrovniku <i>University of Dubrovnik</i>	16	7	-	-	-	-	-	-	-	-	-	16	7	-	-	-	-
Sveučilište u Osijeku <i>University of Osijek</i>	35	22	19	14	-	-	14	8	2	-	-	-	-	-	-	-	-
Sveučilište u Slavonskom Brodu <i>University of Slavonski Brod</i>	19	2	-	-	19	2	-	-	-	-	-	-	-	-	-	-	-
Sveučilište u Zadru <i>University of Zadar</i>	146	95	-	-	-	-	-	-	-	-	-	77	57	54	36	15	2
Sveučilište u Zagrebu <i>University of Zagreb</i>	1	-	-	-	-	-	-	-	-	-	-	-	-	-	-	1	-
Sveučilište Sjever, Koprivnica <i>University North, Koprivnica</i>	50	44	-	-	-	-	-	-	-	-	-	50	44	-	-	-	-
Hrvatsko katoličko sveučilište, Zagreb <i>Catholic University of Croatia, Zagreb</i>	86	50	-	-	-	-	-	-	-	-	-	53	40	33	10	-	-
Katolički bogoslovni fakultet, Split <i>Catholic Theological Faculty, Split</i>	9	2	-	-	-	-	-	-	-	-	-	-	-	9	2	-	-
Katolički bogoslovni fakultet, Zagreb <i>Catholic Theological Faculty, Zagreb</i>	15	5	-	-	-	-	-	-	-	-	-	-	-	15	5	-	-
Fakultet filozofije i religijskih znanosti, Zagreb <i>Faculty of Philosophy and Religious Sciences, Zagreb</i>	5	1	-	-	-	-	-	-	-	-	-	-	-	5	1	-	-

**2.3. STUDENTI UPISANI NA POSLIJEDIPLOMSKI DOKTORSKI STUDIJ PREMA ZNANSTVENIM I UMJETNIČKIM PODRUČJIMA I POLJIMA STUDIJA, GODINAMA ŽIVOTA TE SPOLU U AK. G. 2020./2021.**

*STUDENTS ENROLLED ON POSTGRADUATE DOCTORAL STUDIES, BY SCIENTIFIC AND ARTISTIC FIELDS OF STUDY, AGE AND SEX, 2020/2021 ACADEMIC YEAR*

	Ukupno <i>Total</i>		Dobne skupine <i>Age groups</i>								
	svega <i>All</i>	žene <i>Women</i>	do 24 godine <i>Up to 24</i>	25 – 29	30 – 34	35 – 39	40 – 44	45 – 49	50 – 54	55 i više <i>55 and over</i>	
Ukupno	3 987	2 229	165	1 572	876	515	362	268	156	73	<i>Total</i>
Prirodne znanosti	730	429	39	391	162	66	34	25	11	2	<i>Natural sciences</i>
Matematika	43	23	5	25	5	8	-	-	-	-	<i>Mathematics</i>
Fizika	187	60	16	111	31	16	6	4	2	1	<i>Physics</i>
Geologija	36	20	1	13	11	6	4	1	-	-	<i>Geological science</i>
Kemija	146	101	5	108	22	6	3	2	-	-	<i>Chemistry</i>
Biologija	223	164	10	95	58	21	16	14	9	-	<i>Biology</i>
Geofizika	31	19	1	12	13	2	1	2	-	-	<i>Geophysics</i>
Interdisciplinarne prirodne znanosti	64	42	1	27	22	7	4	2	-	1	<i>Interdisciplinary natural sciences</i>
Tehničke znanosti	845	297	67	367	168	90	60	46	31	16	<i>Engineering</i>
Arhitektura i urbanizam	39	22	-	7	12	9	3	3	4	1	<i>Architecture and town planning</i>
Brodogradnja	10	3	-	7	-	1	1	1	-	-	<i>Naval architecture</i>
Elektrotehnika	158	35	19	68	35	19	6	7	3	1	<i>Electrical engineering</i>
Geodezija	48	11	1	24	12	2	3	2	4	-	<i>Geodesy</i>
Građevinarstvo	96	36	5	48	20	6	5	6	2	4	<i>Civil engineering</i>
Grafička tehnologija	55	23	-	6	16	11	10	6	4	2	<i>Graphic technology</i>
Kemijsko inženjerstvo	63	39	6	39	10	3	1	4	-	-	<i>Chemical engineering</i>
Metalurgija	1	-	-	1	-	-	-	-	-	-	<i>Metallurgy</i>
Računalstvo	90	20	26	46	8	4	3	2	-	1	<i>Computer science</i>
Rudarstvo, nafta i geološko inženjerstvo	6	4	-	5	1	-	-	-	-	-	<i>Mining, petroleum and geological engineering</i>
Strojarstvo	103	23	5	56	19	11	6	2	4	-	<i>Mechanical engineering</i>
Tehnologija prometa i transport	82	24	2	31	13	9	12	7	4	4	<i>Technology of transport and traffic</i>
Tekstilna tehnologija	50	40	-	14	12	11	6	2	3	2	<i>Textile technology</i>
Zrakoplovstvo, raketna i svemirska tehnika	2	-	-	1	-	1	-	-	-	-	<i>Aeronautics, rocket and space technology</i>
Temeljne tehničke znanosti	10	2	1	4	4	-	-	-	1	-	<i>Basic technical sciences</i>
Interdisciplinarne tehničke znanosti	32	15	2	10	6	3	4	4	2	1	<i>Interdisciplinary technical sciences</i>
Biomedicina i zdravstvo	729	444	7	291	190	107	73	36	17	8	<i>Biomedicine and health</i>
Temeljne medicinske znanosti	155	104	5	71	28	19	16	8	5	3	<i>Basic medical sciences</i>
Kliničke medicinske znanosti	346	185	1	122	118	47	38	14	4	2	<i>Clinical medical sciences</i>
Javno zdravstvo i zdravstvena zaštita	42	30	-	9	11	13	3	5	-	1	<i>Public health and health care</i>
Veterinarska medicina	39	19	-	21	7	3	5	1	2	-	<i>Veterinary medicine</i>
Dentalna medicina	72	49	1	38	13	11	4	2	2	1	<i>Dental medicine</i>
Farmacija	75	57	-	30	13	14	7	6	4	1	<i>Pharmacy</i>
Biotehničke znanosti	258	158	10	106	72	26	17	19	4	4	<i>Biotechnical sciences</i>
Poljoprivreda	114	59	7	49	33	7	5	9	2	2	<i>Agronomy</i>
Šumarstvo	28	12	-	14	8	1	1	3	-	1	<i>Forestry</i>
Drvena tehnologija	10	2	-	4	1	3	1	1	-	-	<i>Wood technology</i>
Biotehnologija	16	12	2	9	4	-	1	-	-	-	<i>Biotechnology</i>
Prehrambena tehnologija	57	45	1	23	13	9	5	4	1	1	<i>Food technology</i>
Nutricionizam	29	25	-	3	13	6	4	2	1	-	<i>Nutrition</i>
Interdisciplinarne biotehničke znanosti	4	3	-	4	-	-	-	-	-	-	<i>Interdisciplinary biotechnical sciences</i>
Društvene znanosti	836	560	20	211	168	141	109	102	62	23	<i>Social sciences</i>
Ekonomija	202	117	7	46	34	38	32	22	17	6	<i>Economics</i>
Pravo	93	57	2	8	16	21	17	16	9	4	<i>Law</i>
Politologija	28	13	-	8	5	6	2	5	2	-	<i>Political science</i>
Informacijske i komunikacijske znanosti	111	74	1	20	27	22	14	17	6	4	<i>Information and communication sciences</i>

### 2.3. STUDENTI UPISANI NA POSLIJEDIPLOMSKI DOKTORSKI STUDIJ PREMA ZNANSTVENIM I UMJETNIČKIM PODRUČJIMA I POLJIMA STUDIJA, GODINAMA ŽIVOTA TE SPOLU U AK. G. 2020./2021.

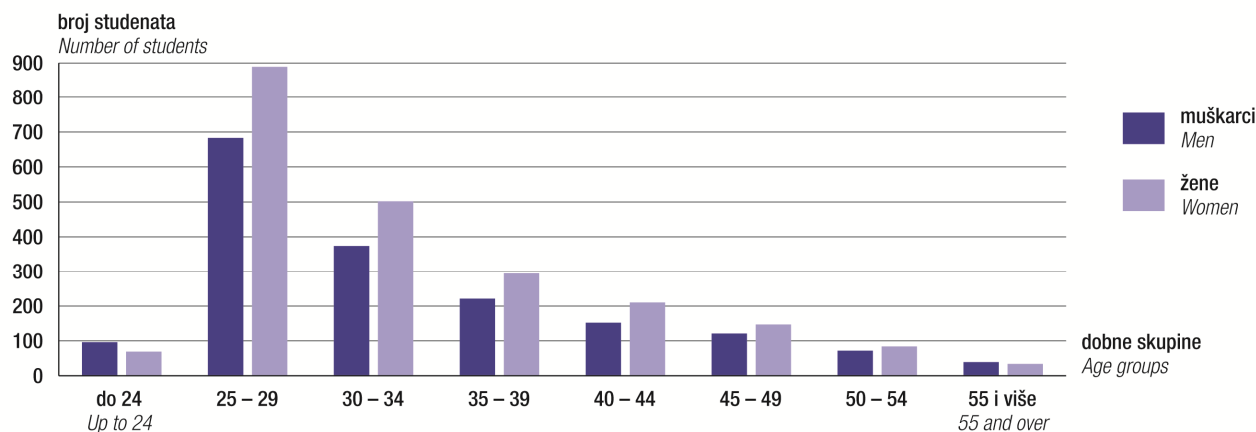
STUDENTS ENROLLED ON POSTGRADUATE DOCTORAL STUDIES, BY SCIENTIFIC AND ARTISTIC FIELDS OF STUDY, AGE AND SEX, 2020/2021 ACADEMIC YEAR

(nastavak)  
(continued)

	Ukupno Total		Dobne skupine Age groups								
	svega All	žene Women	do 24 godine Up to 24	25 – 29	30 – 34	35 – 39	40 – 44	45 – 49	50 – 54	55 i više 55 and over	
Sociologija	75	53	4	20	10	5	13	14	6	3	Sociology
Psihologija	54	42	1	30	12	8	3	-	-	-	Psychology
Pedagogija	74	64	1	26	23	4	7	7	5	1	Pedagogy
Edukacijsko-rehabilitacijske znanosti	35	33	-	15	5	11	3	1	-	-	Education and rehabilitation sciences
Kineziologija	52	19	2	20	11	10	2	6	1	-	Kinesiology
Socijalne djelatnosti	84	72	1	12	15	12	14	11	14	5	Social work
Interdisciplinarni društveni znanosti	28	16	1	6	10	4	2	3	2	-	Interdisciplinary social sciences
Humanističke znanosti	363	197	18	128	73	51	43	22	17	11	Humanities
Filozofija	52	22	4	22	8	9	3	2	3	1	Philosophy
Teologija	24	7	-	5	7	7	3	1	-	1	Theology
Filologija	70	56	2	31	18	10	6	3	-	-	Philology
Povijest	91	33	7	31	14	5	13	9	8	4	History
Povijest umjetnosti	10	4	-	4	1	1	1	1	1	1	History of arts
Znanost o umjetnosti	8	5	-	2	3	2	1	-	-	-	Science of arts
Arheologija	30	16	-	7	6	8	5	2	-	2	Archaeology
Etnologija i antropologija	8	5	-	2	3	2	-	1	-	-	Ethnology and anthropology
Religijske znanosti (interdisciplinarno polje)	5	1	-	1	1	1	2	-	-	-	Religious sciences (interdisciplinary field)
Interdisciplinarni humanističke znanosti	65	48	5	23	12	6	9	3	5	2	Interdisciplinary humanities
Interdisciplinarna područja znanosti	226	144	4	78	43	34	26	18	14	9	Interdisciplinary fields of science
Kognitivna znanost	1	-	-	-	-	-	-	-	-	1	Cognitive science
Geografija	47	25	-	19	11	3	5	3	3	3	Geography
Kroatologija	12	8	-	5	2	-	1	-	2	2	Croatology
Obrazovne znanosti	95	69	2	18	15	20	16	13	9	2	Educational sciences
Biotehnologija u biomedicini	56	40	2	31	10	9	3	-	-	1	Biotechnology in biomedicine
Ostala interdisciplinarna polja	15	2	-	5	5	2	1	2	-	-	Other interdisciplinary fields

### G-9. STUDENTI UPISANI NA POSLIJEDIPLOMSKI DOKTORSKI STUDIJ PREMA GODINAMA ŽIVOTA I SPOLU U AK. G. 2020./2021.

STUDENTS ENROLLED ON POSTGRADUATE DOCTORAL STUDIES, BY AGE AND SEX, 2020/2021 ACADEMIC YEAR



**2.4. STUDENTI UPISANI NA POSLIJEDIPLOMSKI DOKTORSKI STUDIJ PREMA DRŽAVI U KOJOJ SU DIPLOMIRALI, DRŽAVLJANSTVU I SPOLU U AK. G. 2020./2021.**  
**STUDENTS ENROLLED ON POSTGRADUATE DOCTORAL STUDIES, BY COUNTRY OF GRADUATION, CITIZENSHIP AND SEX, 2020/2021 ACADEMIC YEAR**

Država prethodnog obrazovanja	Ukupno <i>Total</i>		Državljanstvo <i>Citizenship</i>				Country of previous education
			hrvatsko <i>Croatian</i>		strano <i>Foreign</i>		
	svoga <i>All</i>	žene <i>Women</i>	svoga <i>All</i>	žene <i>Women</i>	svoga <i>All</i>	žene <i>Women</i>	
Ukupno	3 987	2 229	3 832	2 158	155	71	<i>Total</i>
Hrvatska	3 725	2 095	3 709	2 091	16	4	<i>Croatia</i>
Ostale države	262	134	123	67	139	67	<i>Other countries</i>
Albanija	2	-	-	-	2	-	<i>Albania</i>
Austrija	4	1	2	-	2	1	<i>Austria</i>
Belgija	1	1	1	1	-	-	<i>Belgium</i>
Bosna i Hercegovina	99	57	59	33	40	24	<i>Bosnia and Herzegovina</i>
Brazil	1	1	-	-	1	1	<i>Brazil</i>
Bugarska	1	-	1	-	-	-	<i>Bulgaria</i>
Crna Gora	4	2	-	-	4	2	<i>Montenegro</i>
Češka	2	2	-	-	2	2	<i>Czech Republic</i>
Čile	1	-	1	-	-	-	<i>Chile</i>
Danska	1	1	1	1	-	-	<i>Denmark</i>
Egipat	1	-	-	-	1	-	<i>Egypt</i>
Filipini	1	-	-	-	1	-	<i>Philippines</i>
Francuska	3	1	2	1	1	-	<i>France</i>
Grčka	4	2	-	-	4	2	<i>Greece</i>
Indija	10	3	1	-	9	3	<i>India</i>
Iran, Islamska Republika	1	1	-	-	1	1	<i>Iran, Islamic Republic of</i>
Italija	30	16	20	13	10	3	<i>Italy</i>
Latvija	1	1	-	-	1	1	<i>Latvia</i>
Kanada	4	2	3	1	1	1	<i>Canada</i>
Kina	3	1	-	-	3	1	<i>China</i>
Kosovo	25	13	1	1	24	12	<i>Kosovo</i>
Mađarska	3	1	-	-	3	1	<i>Hungary</i>
Meksiko	1	-	-	-	1	-	<i>Mexico</i>
Njemačka	9	4	1	1	8	3	<i>Germany</i>
Pakistan	1	-	-	-	1	-	<i>Pakistan</i>
Poljska	1	-	1	-	-	-	<i>Poland</i>
Saudijska Arabija	1	-	-	-	1	-	<i>Saudi Arabia</i>
Sjedinjene Američke Države	5	4	5	4	-	-	<i>United States of America</i>
Sjeverna Makedonija <sup>1)</sup>	6	3	3	1	3	2	<i>North Macedonia<sup>1)</sup></i>
Slovenija	10	4	6	3	4	1	<i>Slovenia</i>
Srbija	15	8	9	4	6	4	<i>Serbia</i>
Španjolska	4	2	-	-	4	2	<i>Spain</i>
Švedska	1	1	1	1	-	-	<i>Sweden</i>
Švicarska	1	-	1	-	-	-	<i>Switzerland</i>
Turska	1	-	-	-	1	-	<i>Turkey</i>
Ujedinjeni Arapski Emirati	1	1	1	1	-	-	<i>United Arab Emirates</i>
Ujedinjena Kraljevina	3	1	3	1	-	-	<i>United Kingdom</i>

1) Republika Hrvatska od 15. veljače 2019. godine u svim oblicima službene komunikacije upotrebljava ime Republika Sjeverna Makedonija.

1) As of 15 February 2019, the Republic of Croatia uses the name Republic of North Macedonia in all forms of public communication.

**2.5. STUDENTI UPISANI NA POSLIJEDIPLOMSKI DOKTORSKI STUDIJ PREMA SVEUČILIŠTU, DRŽAVI PREBIVALIŠTA I SPOLU  
U AK. G. 2020./2021.**

STUDENTS ENROLLED ON POSTGRADUATE DOCTORAL STUDIES, BY UNIVERSITY, COUNTRY OF USUAL RESIDENCE AND SEX,  
2020/2021 ACADEMIC YEAR

Država prebivališta Country of usual residence	Ukupno Total		Sveučilište University																	
			Dubrovnik		Osijek		Rijeka		Sjever North		Slavonski Brod		Split		Zadar		Zagreb		Hrvatsko katoličko sveučilište Catholic University of Croatia	
			svega All	žene Wo- men	svega All	žene Wo- men	svega All	žene Wo- men	svega All	žene Wo- men	svega All	žene Wo- men	svega All	žene Wo- men	svega All	žene Wo- men	svega All	žene Wo- men	svega All	žene Wo- men
Ukupno Total	3 987	2 229	16	7	362	197	539	291	50	44	19	2	317	164	146	95	2 452	1 379	86	50
Hrvatska Croatia	3 776	2 117	16	7	330	179	519	282	50	44	16	2	296	154	133	89	2 332	1 310	84	50
Ostale države Other countries	211	112	-	-	32	18	20	9	-	-	3	-	21	10	13	6	120	69	2	-
Austrija Austria	3	2	-	-	1	1	-	-	-	-	-	-	-	-	1	-	1	1	-	-
Bosna i Hercegovina Bosnia and Herzegovina	97	60	-	-	19	12	6	3	-	-	-	-	14	8	-	-	58	37	-	-
Bangladeš Bangladesh	1	-	-	-	-	-	-	-	-	-	-	-	-	-	-	-	1	-	-	-
Belgija Belgium	2	-	-	-	1	-	-	-	-	-	-	-	-	-	1	-	-	-	-	-
Bocvana Botswana	1	-	-	-	-	-	-	-	-	-	-	-	-	-	-	-	1	-	-	-
Crna Gora Montenegro	2	2	-	-	-	-	-	-	-	-	-	-	-	-	1	1	1	1	-	-
Čile Chile	1	-	-	-	-	-	1	-	-	-	-	-	-	-	-	-	-	-	-	-
Grčka Greece	1	-	-	-	-	-	-	-	-	-	-	-	-	-	-	-	1	-	-	-
Indija India	8	2	-	-	-	-	-	-	-	-	-	-	-	-	-	-	8	2	-	-
Iran Iran	1	1	-	-	-	-	-	-	-	-	-	-	-	-	-	-	1	1	-	-
Italija Italy	8	5	-	-	-	-	2	1	-	-	-	-	2	1	2	2	2	1	-	-
Kanada Canada	2	1	-	-	-	-	1	-	-	-	-	-	1	1	-	-	-	-	-	-
Kina China	2	1	-	-	1	1	-	-	-	-	-	-	-	-	-	-	1	-	-	-
Kosovo Kosovo	32	14	-	-	5	1	1	-	-	-	-	-	-	-	5	2	21	11	-	-
Latvija Latvia	1	1	-	-	-	-	-	-	-	-	-	-	-	-	-	-	1	1	-	-
Mađarska Hungary	5	1	-	-	1	1	1	-	-	-	2	-	-	-	-	-	1	-	-	-
Nizozemska Netherlands	2	1	-	-	2	1	-	-	-	-	-	-	-	-	-	-	-	-	-	-
Njemačka Germany	12	4	-	-	1	-	2	1	-	-	1	-	2	-	-	-	6	3	-	-

**2.5. STUDENTI UPISANI NA POSLIJEDIPLOMSKI DOKTORSKI STUDIJ PREMA SVEUČILIŠTU, DRŽAVI PREBIVALIŠTA I SPOLU  
U AK. G. 2020./2021.**

STUDENTS ENROLLED ON POSTGRADUATE DOCTORAL STUDIES, BY UNIVERSITY, COUNTRY OF USUAL RESIDENCE AND SEX,  
2020/2021 ACADEMIC YEAR

(nastavak)  
(continued)

Država prebivališta Country of usual residence	Ukupno Total		Sveučilište University																																											
			Dubrovnik		Osijek		Rijeka		Sjever North		Slavonski Brod		Split		Zadar		Zagreb		Hrvatsko katoličko sveučilište Catholic University of Croatia																											
	svega All	žene Wo- men	svega All	žene Wo- men	svega All	žene Wo- men	svega All	žene Wo- men	svega All	žene Wo- men	svega All	žene Wo- men	svega All	žene Wo- men	svega All	žene Wo- men	svega All	žene Wo- men	svega All	žene Wo- men																										
Palestina Palestine	1	-	-	-	-	-	-	-	-	-	-	-	-	-	-	-	-	-	-	-	-	-	1	-	-	-	-	-	-	-	-	-	-	-	-	-	-									
Pakistan Pakistan	1	-	-	-	-	-	-	-	-	-	-	-	-	-	-	-	-	-	-	-	-	-	-	-	-	-	-	-	-	-	-	-	-	-	-	-	1	-	-	-						
Sjeverna Makedonija <sup>1)</sup> North Macedonia <sup>1)</sup>	4	4	-	-	-	-	2	2	-	-	-	-	-	-	-	-	-	-	-	-	-	-	-	-	-	-	-	-	-	-	-	-	-	-	-	-	-	2	2	-	-					
Sjedinjene Američke Države United States of America	1	-	-	-	-	-	1	-	-	-	-	-	-	-	-	-	-	-	-	-	-	-	-	-	-	-	-	-	-	-	-	-	-	-	-	-	-	-	-	-						
Slovenija Slovenia	8	4	-	-	-	-	2	1	-	-	-	-	-	-	-	-	-	-	-	-	-	-	-	-	-	-	-	-	-	-	-	-	-	-	-	-	-	-	1	-	-	-				
Srbija Serbia	7	4	-	-	-	-	1	1	-	-	-	-	-	-	-	-	-	-	-	-	-	-	-	-	-	-	-	-	-	-	-	-	-	-	-	-	-	-	-	-	5	3	1	-		
Španjolska Spain	2	2	-	-	-	-	-	-	-	-	-	-	-	-	-	-	-	-	-	-	-	-	-	-	-	-	-	-	-	-	-	-	-	-	-	-	-	-	-	-	1	1	1	1	-	-
Švedska Sweden	3	2	-	-	1	1	-	-	-	-	-	-	-	-	1	-	-	-	-	-	-	-	-	-	-	-	-	-	-	-	-	-	-	-	-	-	-	-	-	-	-	1	1	-	-	
Švicarska Switzerland	2	-	-	-	-	-	-	-	-	-	-	-	-	-	1	-	-	-	-	-	-	-	-	-	-	-	-	-	-	-	-	-	-	-	-	-	-	-	-	-	-	-	1	-	-	-
Ujedinjena Kraljevina United Kingdom	1	1	-	-	-	-	-	-	-	-	-	-	-	-	-	-	-	-	-	-	-	-	-	-	-	-	-	-	-	-	-	-	-	-	-	-	-	-	-	-	-	-	1	1	-	-

1) Republika Hrvatska od 15. veljače 2019. godine u svim oblicima službene komunikacije upotrebljava ime Republika Sjeverna Makedonija.

1) As of 15 February 2019, the Republic of Croatia uses the name Republic of North Macedonia in all forms of public communication.



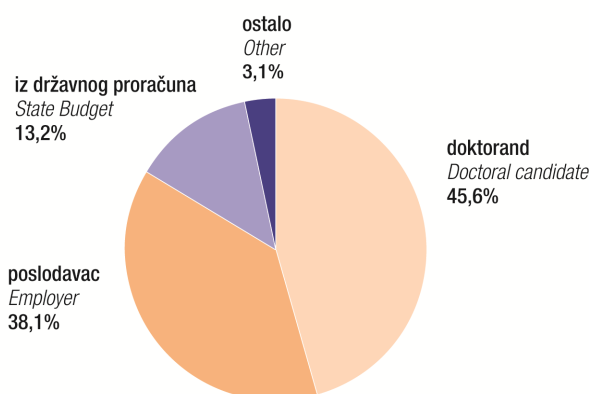
**2.6. STUDENTI UPISANI NA POSLIJEDIPLOMSKI DOKTORSKI STUDIJ PREMA DJELATNOSTI U KOJOJ OBAVLJAJU ZANIMANJE, NAČINU PLAĆANJA STUDIJA I SPOLU U AK. G. 2020./2021.**

*STUDENTS ENROLLED ON POSTGRADUATE DOCTORAL STUDIES, BY ACTIVITY, BY WAY OF PAYING FOR STUDY AND SEX, 2020/2021 ACADEMIC YEAR*

	Ukupno Total		Način plaćanja doktorskog studija Way of paying for doctoral study				
	svega All	žene Women	poslodavac Employer	iz državnog proračuna State Budget funds	doktorand Doctoral candidate	ostalo Other	
Ukupno	3 987	2 229	1 521	525	1 817	124	Total
Zaposleni	3 854	2 159	1 519	522	1 702	111	Employees
Poljoprivreda, šumarstvo i ribarstvo	53	20	22	7	23	1	Agriculture, forestry and fishing
Rudarstvo i vađenje	4	3	2	1	1	-	Mining and quarrying
Prerađivačka industrija	86	47	27	2	55	2	Manufacturing
Opskrba električnom energijom, plinom, parom i klimatizacija	32	8	12	-	20	-	Electricity, gas, steam and air conditioning supply
Opskrba vodom; uklanjanje otpadnih voda, gospodarenje otpadom te djelatnosti sanacije okoliša	24	13	8	-	16	-	Water supply; sewerage, waste management and remediation activities
Građevinarstvo	25	9	10	2	13	-	Construction
Trgovina na veliko i na malo; popravak motornih vozila i motocikla	37	22	13	-	24	-	Wholesale and retail trade; repair of motor vehicles and motorcycles
Prijevoz i skladištenje	17	3	3	-	13	1	Transportation and storage
Djelatnosti pružanja smještaja te pripreme i usluživanja hrane	18	9	3	-	15	-	Accommodation and food service activities
Informacije i komunikacije	84	46	17	2	61	4	Information and communication
Financijske djelatnosti i djelatnosti osiguranja	31	17	10	1	19	1	Financial and insurance activities
Poslovanje nekretninama	4	2	3	-	1	-	Real estate activities
Stručne, znanstvene i tehničke djelatnosti	711	401	349	173	166	23	Professional, scientific and technical activities
Administrativne i pomoćne uslužne djelatnosti	27	16	6	-	20	1	Administrative and support service activities
Javna uprava i obrana; obvezno socijalno osiguranje	235	133	56	5	169	5	Public administration and defence; compulsory social security
Obrazovanje	1 579	864	792	316	433	38	Education
Djelatnosti zdravstvene zaštite i socijalne skrbi	717	461	152	12	525	28	Human health and social work activities
Umjetnost, zabava i rekreacija	67	38	10	-	55	2	Arts, entertainment and recreation
Ostale uslužne djelatnosti	92	43	23	1	63	5	Other service activities
Djelatnosti izvanteritorijalnih organizacija i tijela	11	4	1	-	10	-	Activities of extraterritorial organisations and bodies
Nezaposleni	133	70	2	3	115	13	Unemployed

**G-10. STUDENTI UPISANI NA POSLIJEDIPLOMSKI DOKTORSKI STUDIJ PREMA NAČINU PLAĆANJA STUDIJA U AK. G. 2020./2021.**

*STUDENTS ENROLLED ON POSTGRADUATE DOCTORAL STUDIES, BY WAY OF PAYING FOR STUDY, 2020/2021 ACADEMIC YEAR*



**2.7. STUDENTI UPISANI NA POSLIJEDIPLOMSKI DOKTORSKI STUDIJ PREMA ŽUPANIJI, GRADU/OPĆINI STALNOG PREBIVALIŠTA I SPOLU U AK. G. 2020./2021.**  
**STUDENTS ENROLLED ON POSTGRADUATE DOCTORAL STUDIES, BY COUNTY, TOWN/MUNICIPALITY OF USUAL RESIDENCE AND SEX, 2020/2021 ACADEMIC YEAR**

(nastavak)  
(continued)

	Ukupno Total				Ukupno Total		
	svoga All	muškarci Men	žene Women		svoga All	muškarci Men	žene Women
Ukupno Total	3 987	1 758	2 229	Sisačko-moslavačka županija County of Sisak-Moslavina	50	20	30
Republika Hrvatska Republic of Croatia	3 776	1 659	2 117	Gradovi/ Towns	45	17	28
Zagrebačka županija County of Zagreb	209	88	121	Glina	2	-	2
Gradovi/ Towns	178	72	106	Hrvatska Kostajnica	1	1	-
Dugo Selo	5	2	3	Kutina	7	2	5
Ivanić-Grad	11	4	7	Novska	3	1	2
Jastrebarsko	10	5	5	Petrinja	10	2	8
Samobor	41	16	25	Popovača	3	2	1
Sveta Nedelja	16	6	10	Sisak	19	9	10
Sveti Ivan Zelina	6	2	4	Općine/ Municipalities	5	3	2
Velika Gorica	43	18	25	Dvor	1	-	1
Vrbovec	15	5	10	Lekenik	1	-	1
Zaprešić	31	14	17	Martinska Ves	2	2	-
Općine/ Municipalities	31	16	15	Sunja	1	1	-
Brckovljani	4	2	2	Karlovačka županija County of Karlovac	72	45	27
Brdovec	4	1	3	Gradovi/ Towns	60	40	20
Gradec	2	-	2	Duga Resa	2	-	2
Jakovlje	4	2	2	Karlovac	46	29	17
Klinča Sela	1	1	-	Ogulin	8	7	1
Kloštar Ivanić	1	1	-	Ozalj	3	3	-
Kravarско	1	-	1	Slunj	1	1	-
Križ	1	1	-	Općine/ Municipalities	12	5	7
Marija Gorica	1	1	-	Barilović	2	-	2
Pušća	2	1	1	Bosiljevo	1	-	1
Rakovec	2	-	2	Draganić	1	1	-
Rugvica	5	4	1	Generalski Stol	1	1	-
Stupnik	3	2	1	Josipdol	1	-	1
Krapinsko-zagorska županija County of Krapina-Zagorje	56	29	27	Kamanje	1	1	-
Gradovi/ Towns	28	14	14	Vojnić	2	-	2
Donja Stubica	4	3	1	Žakanje	3	2	1
Krapina	7	3	4	Varaždinska županija County of Varaždin	111	54	57
Oroslavje	5	2	3	Gradovi/ Towns	91	42	49
Pregrada	3	1	2	Ivanec	4	3	1
Zabok	5	3	2	Lepoglava	2	-	2
Zlatar	4	2	2	Ludbreg	6	4	2
Općine/ Municipalities	28	15	13	Novi Marof	8	2	6
Bedekovčina	2	1	1	Varaždin	70	32	38
Đurmanec	1	-	1	Varaždinske Toplice	1	1	-
Gornja Stubica	1	1	-	Općine/ Municipalities	20	12	8
Konjšćina	2	2	-	Bednja	3	2	1
Kraljevec na Sutli	1	-	1	Beretinec	1	-	1
Krapinske Toplice	2	-	2	Donja Voća	1	1	-
Kumrovec	1	1	-	Gornji Kneginec	1	1	-
Mače	2	-	2	Jaičabet	1	-	1
Marija Bistrica	4	2	2	Martijanec	1	-	1
Petrovsko	3	1	2	Maruševec	3	2	1
Radoboj	1	1	-	Petrijanec	1	-	1
Stubičke Toplice	1	1	-	Sračinec	1	1	-
Sveti Križ Začretje	2	-	2	Sveti Đurd	1	1	-
Tuhelj	1	1	-	Sveti Ilija	2	1	1
Veliko Trgovišće	3	3	-	Trnovec Bartolovečki	2	2	-
Zlatar Bistrica	1	1	-	Vidovec	2	1	1

**2.7. STUDENTI UPISANI NA POSLIJEDIPLOMSKI DOKTORSKI STUDIJ PREMA ŽUPANIJI, GRADU/OPĆINI STALNOG PREBIVALIŠTA I SPOLU U AK. G. 2020./2021.**

STUDENTS ENROLLED ON POSTGRADUATE DOCTORAL STUDIES, BY COUNTY, TOWN/MUNICIPALITY OF USUAL RESIDENCE AND SEX, 2020/2021 ACADEMIC YEAR

(nastavak)  
(continued)

	Ukupno Total		
	svoga All	muškarci Men	žene Women
Koprivničko-križevačka županija County of Koprivnica-Križevci	54	18	36
Gradovi/ Towns	44	14	30
Đurđevac	5	1	4
Koprivnica	26	7	19
Križevci	13	6	7
Općine/ Municipalities	10	4	6
Ferdinandovac	1	1	-
Kalinovac	1	1	-
Koprivnički Ivanec	2	-	2
Legrad	1	-	1
Novigrad Podravski	2	1	1
Sveti Petar Orehovec	2	-	2
Virje	1	1	-
Bjelovarsko-bilogorska županija County of Bjelovar-Bilogora	43	28	15
Gradovi/ Towns	38	27	11
Bjelovar	24	14	10
Čazma	2	1	1
Daruvar	4	4	-
Garešnica	6	6	-
Grubišno Polje	2	2	-
Općine/ Municipalities	5	1	4
Berek	1	-	1
Nova Rača	1	-	1
Štefanje	1	1	-
Veliki Grđevac	2	-	2
Primorsko-goranska županija County of Primorje-Gorski kotar	365	158	207
Gradovi/ Towns	274	110	164
Bakar	4	1	3
Cres	3	1	2
Crikvenica	5	2	3
Čabar	2	2	-
Delnice	1	-	1
Kastav	23	8	15
Krk	6	3	3
Mali Lošinj	6	2	4
Novi Vinodolski	4	1	3
Opatija	13	9	4
Rab	6	1	5
Rijeka	197	79	118
Vrbovsko	4	1	3
Općine/ Municipalities	91	48	43
Baška	4	1	3
Čavle	8	5	3
Dobrinj	2	1	1
Fužine	1	-	1
Jelenje	4	2	2
Klana	2	-	2
Kostrena	9	5	4
Lopar	1	1	-
Lovran	5	3	2
Malinska-Dubašnica	5	4	1
Matulji	16	7	9
Omišalj	5	3	2
Punat	2	2	-
Skrad	1	-	1

(nastavak)  
(continued)

	Ukupno Total		
	svoga All	muškarci Men	žene Women
Vinodolska općina Viškovo	1	1	-
	25	13	12
Ličko-senjska županija County of Lika-Senj	15	5	10
Gradovi/ Towns	11	5	6
Gospić	2	-	2
Novalja	1	1	-
Otočac	5	2	3
Senj	3	2	1
Općine/ Municipalities	4	-	4
Karlobag	1	-	1
Perušić	1	-	1
Plitvička Jezera	2	-	2
Virovitičko-podravska županija County of Virovitica-Podravina	34	17	17
Gradovi/ Towns	25	14	11
Orahovica	1	-	1
Slatina	10	6	4
Virovitica	14	8	6
Općine/ Municipalities	9	3	6
Čačinci	1	-	1
Čadavica	1	-	1
Lukač	1	1	-
Nova Bukovica	1	-	1
Pitomača	3	1	2
Suhopolje	2	1	1
Požeško-slavonska županija County of Požega-Slavonia	33	14	19
Gradovi/ Towns	25	10	15
Pakrac	3	2	1
Pleternica	7	1	6
Požega	15	7	8
Općine/ Municipalities	8	4	4
Brestovac	1	-	1
Čaglin	1	1	-
Jakšić	3	1	2
Kaptol	1	1	-
Veika	2	1	1
Brodsko-posavska županija County of Slavonski Brod-Posavina	59	28	31
Gradovi/ Towns	43	23	20
Nova Gradiška	1	-	1
Slavonski Brod	42	23	19
Općine/ Municipalities	16	5	11
Bebrina	1	1	-
Brodski Stupnik	3	-	3
Donji Andrijevi	3	1	2

**2.7. STUDENTI UPISANI NA POSLIJEDIPLOMSKI DOKTORSKI STUDIJ PREMA ŽUPANIJI, GRADU/OPĆINI STALNOG PREBIVALIŠTA I SPOLU U AK. G. 2020./2021.**

STUDENTS ENROLLED ON POSTGRADUATE DOCTORAL STUDIES, BY COUNTY, TOWN/MUNICIPALITY OF USUAL RESIDENCE AND SEX, 2020/2021 ACADEMIC YEAR

(nastavak)  
(continued)

	Ukupno Total		
	svoga All	muškarci Men	žene Women
Garčin	2	-	2
Gornja Vrba	1	-	1
Klakar	2	1	1
Okučani	1	1	-
Sibinj	2	-	2
Staro Petrovo Selo	1	1	-
<b>Zadarska županija County of Zadar</b>	<b>95</b>	<b>40</b>	<b>55</b>
<i>Gradovi/ Towns</i>	<i>78</i>	<i>32</i>	<i>46</i>
Benkovac	3	-	3
Biograd na Moru	1	1	-
Obrovac	1	-	1
Pag	1	-	1
Zadar	72	31	41
<i>Općine/ Municipalities</i>	<i>17</i>	<i>8</i>	<i>9</i>
Bibinje	4	2	2
Kukljica	1	1	-
Lišane Ostrovičke	1	-	1
Pakoštane	1	-	1
Pašman	1	-	1
Polača	1	1	-
Poličnik	2	2	-
Posedarje	1	-	1
Preko	3	2	1
Sali	1	-	1
Vir	1	-	1
<b>Osječko-baranjska županija County of Osijek-Baranja</b>	<b>272</b>	<b>117</b>	<b>155</b>
<i>Gradovi/ Towns</i>	<i>239</i>	<i>106</i>	<i>133</i>
Beli Manastir	7	3	4
Belišće	4	3	1
Donji Miholjac	5	4	1
Đakovo	15	7	8
Našice	16	8	8
Osijek	190	79	111
Valpovo	2	2	-
<i>Općine/ Municipalities</i>	<i>33</i>	<i>11</i>	<i>22</i>
Bilje	4	1	3
Bizovac	1	-	1
Čepin	7	3	4
Darda	2	1	1
Đurđenovac	1	-	1
Erdut	1	-	1
Feričanci	1	1	-
Gorjani	1	1	-
Kneževi Vinogradi	2	-	2
Marijanci	1	-	1
Petrijevci	2	-	2
Popovac	1	-	1
Punitovci	1	1	-
Satnica Đakovačka	2	-	2
Semeljci	1	1	-
Strizivojna	1	-	1
Šodolovci	1	-	1
Viškovci	1	1	-

(nastavak)  
(continued)

	Ukupno Total		
	svoga All	muškarci Men	žene Women
Vladislavci	1	1	-
Vuka	1	-	1
<b>Šibensko-kninska županija County of Šibenik-Knin</b>	<b>64</b>	<b>33</b>	<b>31</b>
<i>Gradovi/ Towns</i>	<i>49</i>	<i>26</i>	<i>23</i>
Drniš	4	2	2
Knin	8	7	1
Skradin	1	1	-
Šibenik	35	15	20
Vodice	1	1	-
<i>Općine/ Municipalities</i>	<i>15</i>	<i>7</i>	<i>8</i>
Bilice	2	1	1
Murter-Kornati	2	1	1
Primošten	3	1	2
Tisno	7	4	3
Tribunj	1	-	1
<b>Vukovarsko-srijemska županija County of Vukovar-Sirmium</b>	<b>61</b>	<b>35</b>	<b>26</b>
<i>Gradovi/ Towns</i>	<i>45</i>	<i>27</i>	<i>18</i>
Ilok	2	2	-
Otok	4	4	-
Vinkovci	28	17	11
Vukovar	8	3	5
Županja	3	1	2
<i>Općine/ Municipalities</i>	<i>16</i>	<i>8</i>	<i>8</i>
Babina Greda	1	-	1
Cerna	1	1	-
Drenovci	1	-	1
Gradište	1	-	1
Ivankovo	1	1	-
Lovas	1	1	-
Nijemci	1	1	-
Nuštar	1	-	1
Privlaka	4	1	3
Stari Jankovci	1	1	-
Stari Mikanovci	1	1	-
Tovarnik	2	1	1
<b>Splitsko-dalmatinska županija County of Split-Dalmatia</b>	<b>424</b>	<b>210</b>	<b>214</b>
<i>Gradovi/ Towns</i>	<i>375</i>	<i>190</i>	<i>185</i>
Hvar	1	1	-
Imotski	3	2	1
Kaštela	35	11	24
Komiža	3	2	1
Makarska	5	3	2
Omiš	7	5	2
Sinj	18	10	8
Solin	16	10	6
Split	255	134	121
Stari Grad	2	1	1
Supetar	3	1	2
Trilj	7	4	3

**2.7. STUDENTI UPISANI NA POSLIJEDIPLOMSKI DOKTORSKI STUDIJ PREMA ŽUPANIJI, GRADU/OPĆINI STALNOG PREBIVALIŠTA I SPOLU U AK. G. 2020./2021.**

*STUDENTS ENROLLED ON POSTGRADUATE DOCTORAL STUDIES, BY COUNTY, TOWN/MUNICIPALITY OF USUAL RESIDENCE AND SEX, 2020/2021 ACADEMIC YEAR*

(nastavak)  
(continued)

	Ukupno Total		
	svoga All	muškarci Men	žene Women
Trogir	13	4	9
Vis	1	-	1
Vrgorac	6	2	4
<i>Općine/ Municipalities</i>	49	20	29
Baška Voda	2	-	2
Bol	3	-	3
Brela	2	1	1
Dugi Rat	2	1	1
Dugopolje	3	1	2
Gradac	2	-	2
Hrvace	2	1	1
Klis	3	1	2
Marina	2	-	2
Otok	3	1	2
Podbablje	1	-	1
Podstrana	10	5	5
Postira	1	1	-
Proložac	2	2	-
Pučišća	1	-	1
Seget	1	1	-
Selca	2	1	1
Sutivan	3	2	1
Šolta	2	1	1
Tučepi	1	1	-
Zmijavci	1	-	1
<i>Istarska županija County of Istria</i>	119	50	69
<i>Gradovi/ Towns</i>	83	34	49
Buje – Buie	1	-	1
Buzet	3	2	1
Labin	7	4	3
Novigrad – Cittanova	3	1	2
Pazin	8	4	4
Poreč – Parenzo	9	2	7
Pula – Pola	38	14	24
Rovinj – Rovigno	9	5	4
Umag – Umago	4	2	2
Vodnjan – Dignano	1	-	1
<i>Općine/ Municipalities</i>	36	16	20
Bale – Valle	1	-	1
Barban	1	1	-
Brtonigla - Verteneglio	1	-	1
Fažana – Fasana	2	1	1
Gračišće	2	1	1
Kaštelir - Labinci - Cast	1	-	1
Kršan	2	-	2
Ližnjan – Lisignano	5	3	2
Marčana	1	1	-
Medulin	6	2	4
Oprtalj – Portole	1	-	1
Raša	1	-	1
Sveti Petar u Šumi	2	2	-

(nastavak)  
(continued)

	Ukupno Total		
	svoga All	muškarci Men	žene Women
Tinjan	2	1	1
Višnjan – Visignano	2	2	-
Vižinada – Visinada	1	-	1
Vrsar – Orsera	4	2	2
Žminj	1	-	1
<i>Dubrovačko-neretvanska županija County of Dubrovnik-Neretva</i>	85	32	53
<i>Gradovi/ Towns</i>	66	26	40
Dubrovnik	48	21	27
Korčula	4	1	3
Metković	9	3	6
Opuzen	2	-	2
Ploče	3	1	2
<i>Općine/ Municipalities</i>	19	6	13
Blato	2	1	1
Dubrovačko primorje	2	-	2
Janjina	1	-	1
Konavle	1	-	1
Lastovo	1	1	-
Orebić	2	-	2
Ston	2	-	2
Vela Luka	2	1	1
Župa dubrovačka	6	3	3
<i>Međimurska županija County of Međimurje</i>	59	31	28
<i>Gradovi/ Towns</i>	29	17	12
Čakovec	21	13	8
Prelog	8	4	4
<i>Općine/ Municipalities</i>	30	14	16
Belica	2	-	2
Dekanovec	1	1	-
Donji Vidovec	1	-	1
Goričan	1	-	1
Nedelišće	9	5	4
Podturen	3	2	1
Selnica	2	2	-
Strahoninec	1	-	1
Sveta Marija	2	1	1
Sveti Juraj na Bregu	2	2	-
Šenkovec	4	-	4
Štrigova	1	1	-
Vratišinec	1	-	1
<i>Grad Zagreb City of Zagreb</i>	1 496	607	889
<i>Prebivalište izvan Republike Hrvatske Residence out of Republic of Croatia</i>	211	99	112



**III. STUDENTSKI DOMOVI**  
*STUDENTS' BOARDING HOMES*





**1. STUDENTSKI DOMOVI I STUDENTI KORISNICI OD AK. G. 2016./2017. DO 2020./2021.**
*STUDENTS' BOARDING HOMES AND STUDENTS BENEFICIARIES, 2016/2017 – 2020/2021 ACADEMIC YEARS*

	Domi Boarding homes	Korisnici Beneficiaries			Indeksi broja studenata smještenih u domu 2016./2017. = 100 Indices of number of students accommodated in boarding homes 2016/2017 = 100	Broj studenata koji nisu primljeni zbog popunjenosti kapaciteta Number of students not accommodated due to full occupancy
		ukupno Total	muškarci Men	žene Women		
2016./2017.	14	11 021	4 184	6 837	100,0	5 144
2017./2018.	14	11 163	4 281	6 882	101,3	6 393
2018./2019.	15	11 443	4 455	6 988	103,8	5 279
2019./2020.	21	11 573	4 516	7 057	105,0	4 241
2020./2021.	24	12 467	4 919	7 548	113,1	4 438

**2. ZAPOSLENI U STUDENTSKIM DOMOVIMA OD AK. G. 2016./2017. DO 2020./2021.**
*PERSONS IN EMPLOYMENT IN STUDENTS' BOARDING HOMES, 2016/2017 – 2020/2021 ACADEMIC YEARS*

	Ukupno Total	Muškarci Men	Žene Women	Stručno osoblje Professional staff	Administrativno osoblje Administrative staff	Ostali Other
2016./2017.	298	102	196	16	39	243
2017./2018.	250	84	166	16	33	201
2018./2019.	247	74	173	21	46	180
2019./2020.	293	91	202	14	41	238
2020./2021.	327	102	225	14	60	253

**3. STUDENTSKI DOMOVI, STUDENTI KORISNICI I ZAPOSLENI U STUDENTSKIM DOMOVIMA U AK. G. 2020./2021.**
*STUDENTS' BOARDING HOMES, STUDENTS BENEFICIARIES AND PERSONS IN EMPLOYMENT IN STUDENTS' BOARDING HOMES, 2020/2021 ACADEMIC YEAR*

	Domi Boarding homes	Korisnici Beneficiaries			Zaposleni Persons employed				
		ukupno Total	muškarci Men	žene Women	ukupno Total			stručno osoblje Professional staff	administrativno i ostalo osoblje Administrative and other staff
					svega All	muškarci Men	žene Women		
Ukupno/ Total	24	12 467	4 919	7 548	327	102	225	14	313
Čakovec	1	36	11	25	2	-	2	-	2
Dubrovnik	1	158	81	77	33	17	16	-	33
Đakovo	1	36	12	24	2	-	2	-	2
Karlovac	1	145	104	41	9	4	5	-	9
Knin	1	41	6	35	9	3	6	-	9
Osijek	2	644	224	420	23	8	15	-	23
Pula	1	136	39	97	8	5	3	-	8
Požega	1	40	15	25	2	1	1	-	2
Rijeka	2	1 332	572	760	18	2	16	-	18
Slavonski Brod	1	97	61	36	11	3	8	1	10
Split	3	1 242	425	817	51	16	35	-	51
Šibenik	1	60	27	33	2	-	2	-	2
Varaždin	1	769	491	278	17	5	12	-	17
Virovitica	1	108	55	53	1	1	-	1	-
Vukovar	1	101	26	75	3	1	2	-	3
Zadar	1	197	31	166	9	5	4	1	8
Zagreb	4	7 325	2 739	4 586	127	31	96	11	116

## POPIS VISOKIH UČILIŠTA U AK. G. 2020./2021.

### VISOKE ŠKOLE

Visoko učilište Algebra – Visoka škola za primijenjeno računalstvo, Zagreb  
Visoka škola menadžmenta i sigurnosti Securus, Pula  
Visoko gospodarsko učilište u Križevcima  
Visoka škola Ivanić Grad, Ivanić Grad  
RIT Croatia, Dubrovnik  
Zagrebačka škola ekonomije i menadžmenta, Zagreb  
RRiF Visoka škola za financijski menadžment, Zagreb  
  
Visoka škola za informacijske tehnologije, Zagreb  
Visoka škola za menadžment u turizmu i informatici, Virovitica  
  
Visoka škola za ekonomiju, poduzetništvo i upravljanje Nikola Šubić Zrinski, Zagreb  
Visoka škola za menadžment i dizajn Aspira, Split  
Visoka škola međunarodnih odnosa i diplomacije Dag Hammarskjöld, Zagreb  
  
Visoko učilište Effectus – Visoka škola za financije i pravo, Zagreb  
  
Visoka škola za inspeksijski i kadrovski menadžment u pomorstvu, Split  
Visoka poslovna škola Par, Rijeka  
Edward Bernays Visoka škola za komunikacijski menadžment, Zagreb  
Visoka policijska škola, Zagreb  
Adventističko teološko visoko učilište, Maruševac  
Visoko evanđeosko teološko učilište, Osijek

### VELEUČILIŠTA

Veleučilište u Bjelovaru  
Međimursko veleučilište u Čakovcu  
Veleučilište Nikola Tesla u Gospiću  
Veleučilište u Karlovcu  
Veleučilište Marko Marulić u Kninu  
Veleučilište Hrvatsko zagorje u Krapini  
Veleučilište u Požegi  
Istarsko veleučilište u Puli – Pola  
Veleučilište u Rijeci  
Veleučilište u Slavonskom Brodu  
Veleučilište u Šibeniku  
Veleučilište u Velikoj Gorici  
Veleučilište Lavoslav Ružička u Vukovaru  
Tehničko veleučilište u Zagrebu  
Veleučilište Vern u Zagrebu  
Zdravstveno veleučilište u Zagrebu  
Veleučilište Baltazar, Zaprešić  
Poslovno veleučilište Zagreb, Zagreb

### FAKULTETI I ODJELI

Prirodoslovno-matematički fakultet, Split  
Prirodoslovno-matematički fakultet, Zagreb  
Odjel za matematiku Sveučilišta u Osijeku  
Odjel za matematiku Sveučilišta u Rijeci  
Odjel za fiziku Sveučilišta u Osijeku  
Odjel za fiziku Sveučilišta u Rijeci  
Odjel za kemiju Sveučilišta u Osijeku  
Odjel za biologiju Sveučilišta u Osijeku  
Arhitektonski fakultet, Zagreb  
Građevinski i arhitektonski fakultet, Osijek  
Građevinski fakultet, Rijeka  
Građevinski fakultet, Zagreb

## LIST OF INSTITUTIONS OF HIGHER EDUCATION, 2020/2021 ACADEMIC YEAR

### SCHOOLS OF PROFESSIONAL HIGHER EDUCATION

Algebra University College for Applied Computer Engineering, Zagreb  
College of Management and Security Securus, Pula  
School of Professional Higher Education in Agriculture, Križevci  
College Ivanić Grad, Ivanić Grad  
RIT Croatia, Dubrovnik  
Zagreb School of Economics and Management, Zagreb  
RRiF School of Professional Higher Education for Financial Management, Zagreb  
College of Information Technology, Zagreb  
School of Professional Higher Education for Management in Tourism and Informatics, Virovitica  
College of Economics, Entrepreneurship and Management Nikola Šubić Zrinski, Zagreb  
College of Management and Design Aspira, Split  
University College of International Relations and Diplomacy Dag Hammarskjöld, Zagreb  
Effectus, School of Professional Higher Education in Finances and Law, Zagreb  
College of Inspection and Personnel Maritime Management, Split  
Business School Par, Rijeka  
Edward Bernays University College of Communication Management, Zagreb  
Police Academy, Zagreb  
Adriatic Union College, Maruševac  
Evangelical Theological Seminary, Osijek

### POLYTECHNICS

Polytechnic in Bjelovar  
Polytechnic of Međimurje in Čakovec  
Polytechnic Nikola Tesla in Gospić  
Polytechnic in Karlovac  
Polytechnic Marko Marulić in Knin  
Polytechnic Hrvatsko Zagorje in Krapina  
Polytechnic in Požega  
Istrian University of Applied Sciences in Pula – Pola  
Polytechnic in Rijeka  
Polytechnic in Slavonski Brod  
Polytechnic in Šibenik  
Polytechnic in Velika Gorica  
Polytechnic Lavoslav Ružička in Vukovar  
Technical Polytechnic in Zagreb  
VERN University in Zagreb  
University of Applied Health Studies in Zagreb  
University of Applied Sciences Baltazar, Zaprešić  
Zagreb School of Business, Zagreb

### FACULTIES AND DEPARTMENTS

Faculty of Science, Split  
Faculty of Science, Zagreb  
Department of Mathematics of University of Osijek  
Department of Mathematics of University of Rijeka  
Department of Physics of University of Osijek  
Department of Physics of University of Rijeka  
Department of Chemistry of University of Osijek  
Department of Biology of University of Osijek  
Faculty of Architecture, Zagreb  
Faculty of Civil Engineering and Architecture, Osijek  
Faculty of Civil Engineering, Rijeka  
Faculty of Civil Engineering, Zagreb

**POPIS VISOKIH UČILIŠTA U AK. G. 2020./2021.**

(nastavak)

Fakultet građevinarstva, arhitekture i geodezije, Split  
 Geodetski fakultet, Zagreb  
 Geotehnički fakultet, Varaždin  
 Grafički fakultet, Zagreb  
 Strojarski fakultet, Slavonski Brod  
 Fakultet strojarstva i brodogradnje, Zagreb  
 Tehnički fakultet, Rijeka  
 Fakultet elektrotehnike, strojarstva i brodogradnje, Split

Fakultet elektrotehnike, računarstva i informacijskih tehnologija, Osijek  
 Fakultet elektrotehnike i računarstva, Zagreb  
 Fakultet prometnih znanosti, Zagreb  
 Rudarsko-geološko-naftni fakultet, Zagreb  
 Metalurški fakultet, Sisak  
 Kemijsko-tehnološki fakultet, Split  
 Fakultet kemijskog inženjerstva i tehnologije, Zagreb  
 Tekstilno-tehnološki fakultet, Zagreb  
 Tekstilno-tehnološki fakultet, Zagreb – studijska jedinica Varaždin  
 Pomorski fakultet, Rijeka  
 Pomorski fakultet, Split  
 Sveučilište u Zagrebu  
 Medicinski fakultet, Osijek  
 Medicinski fakultet, Rijeka  
 Medicinski fakultet, Split  
 Medicinski fakultet, Zagreb  
 Fakultet za dentalnu medicinu i zdravstvo, Osijek  
 Fakultet dentalne medicine, Rijeka  
 Fakultet zdravstvenih studija, Rijeka  
 Sveučilišni odjel zdravstvenih studija, Split  
 Stomatološki fakultet, Zagreb  
 Farmaceutsko-biokemijski fakultet, Zagreb  
 Odjel za biotehnologiju Sveučilišta u Rijeci  
 Veterinarski fakultet, Zagreb  
 Prehrambeno-tehnološki fakultet, Osijek  
 Prehrambeno-biotehnološki fakultet, Zagreb  
 Fakultet agrobiotehničkih znanosti, Osijek  
 Fakultet agrobiotehničkih znanosti, Osijek – stručni studij poljoprivrede u Vinkovcima  
 Agronomski fakultet, Zagreb  
 Sveučilišni odjel za studije mora, Split  
 Šumarski fakultet, Zagreb  
 Ekonomski fakultet, Osijek  
 Ekonomski fakultet, Rijeka  
 Ekonomski fakultet, Split  
 Ekonomski fakultet, Zagreb  
 Fakultet za menadžment u turizmu i ugostiteljstvu, Opatija  
 Fakultet za menadžment u turizmu i ugostiteljstvu, Opatija – centar u Zaboku  
 Fakultet organizacije i informatike, Varaždin i centri  
 Odjel za informatiku Sveučilišta u Rijeci  
 Pravni fakultet, Osijek  
 Pravni fakultet, Rijeka  
 Pravni fakultet, Split  
 Pravni fakultet, Zagreb  
 Fakultet političkih znanosti, Zagreb  
 Kineziološki fakultet, Osijek  
 Kineziološki fakultet, Split  
 Kineziološki fakultet, Zagreb  
 Fakultet za odgojne i obrazovne znanosti, Osijek  
 Učiteljski fakultet, Rijeka  
 Učiteljski fakultet, Zagreb  
 Učiteljski fakultet, Zagreb – centar u Čakovcu  
 Učiteljski fakultet, Zagreb – centar u Petrinji

**LIST OF INSTITUTIONS OF HIGHER EDUCATION, 2020/2021 ACADEMIC YEAR**

(continued)

*Faculty of Civil Engineering, Architecture and Geodesy, Split*  
*Faculty of Geodesy, Zagreb*  
*Faculty of Geotechnical Engineering, Varaždin*  
*Faculty of Graphic Arts, Zagreb*  
*Faculty of Mechanical Engineering, Slavonski Brod*  
*Faculty of Mechanical Engineering and Naval Architecture, Zagreb*  
*Faculty of Engineering, Rijeka*  
*Faculty of Electrical Engineering, Mechanical Engineering and Naval Architecture, Split*  
*Faculty of Electrical Engineering, Computer Science and Information Technology, Osijek*  
*Faculty of Electrical Engineering and Computing, Zagreb*  
*Faculty of Transport and Traffic Engineering, Zagreb*  
*Faculty of Mining, Geology and Petroleum Engineering, Zagreb*  
*Faculty of Metallurgy, Sisak*  
*Faculty of Chemistry and Technology, Split*  
*Faculty of Chemical Engineering and Technology, Zagreb*  
*Faculty of Textile Technology, Zagreb*  
*Faculty of Textile Technology, Zagreb – Department in Varaždin*  
*Faculty of Maritime Studies, Rijeka*  
*Faculty of Maritime Studies, Split*  
*University of Zagreb*  
*Faculty of Medicine, Osijek*  
*Faculty of Medicine, Rijeka*  
*Faculty of Medicine, Split*  
*Faculty of Medicine, Zagreb*  
*Faculty of Dental Medicine and Health, Osijek*  
*Faculty of Dental Medicine, Rijeka*  
*Faculty of Health Studies, Rijeka*  
*University Department of Health Studies, Split*  
*Faculty of Dental Medicine, Zagreb*  
*Faculty of Pharmacy and Biochemistry, Zagreb*  
*Department of Biotechnology of University of Rijeka*  
*Faculty of Veterinary Medicine, Zagreb*  
*Faculty of Food Technology, Osijek*  
*Faculty of Food Technology and Biotechnology, Zagreb*  
*Faculty of Agrobiotechnical Sciences, Osijek*  
*Faculty of Agrobiotechnical Sciences, Osijek – Professional Study in Agriculture, Vinkovci*  
*Faculty of Agriculture, Zagreb*  
*University Department for Maritime Studies, Split*  
*Faculty of Forestry, Zagreb*  
*Faculty of Economics, Osijek*  
*Faculty of Economics and Business, Rijeka*  
*Faculty of Economics, Split*  
*Faculty of Economics and Business, Zagreb*  
*Faculty of Tourism and Hospitality Management, Opatija*  
*Faculty of Tourism and Hospitality Management, Opatija – Department in Zabok*  
*Faculty of Organisation and Informatics, Varaždin, and Departments*  
*Department of Informatics of University of Rijeka*  
*Faculty of Law, Osijek*  
*Faculty of Law, Rijeka*  
*Faculty of Law, Split*  
*Faculty of Law, Zagreb*  
*Faculty of Political Sciences, Zagreb*  
*Faculty of Kinesiology, Osijek*  
*Faculty of Kinesiology, Split*  
*Faculty of Kinesiology, Zagreb*  
*Faculty of Educational Sciences, Osijek*  
*Faculty of Teacher Education, Rijeka*  
*Faculty of Teacher Education, Zagreb*  
*Faculty of Teacher Education, Zagreb – Department in Čakovec*  
*Faculty of Teacher Education, Zagreb – Department in Petrinja*

## POPIS VISOKIH UČILIŠTA U AK. G. 2020./2021.

(nastavak)

Edukacijsko-rehabilitacijski fakultet, Zagreb  
Filozofski fakultet, Osijek  
Filozofski fakultet, Rijeka  
Filozofski fakultet, Split  
Filozofski fakultet, Zagreb  
Fakultet hrvatskih studija, Zagreb  
Sveučilišni odjel za forenzične znanosti, Split  
Sveučilište u Dubrovniku  
Sveučilište Sjever, Koprivnica  
Sveučilište u Osijeku  
Sveučilište u Puli – Pola  
Sveučilište u Rijeci  
Sveučilište u Slavanskom Brodu  
Sveučilište u Splitu  
Sveučilište u Splitu – Sveučilišni odjel za stručne studije  
Sveučilište Vern  
Sveučilište u Zadru i studij  
Libertas međunarodno sveučilište, Zagreb  
Hrvatsko katoličko sveučilište, Zagreb  
Katolički bogoslovni fakultet, Đakovo  
Katolički bogoslovni fakultet, Split  
Katolički bogoslovni fakultet, Zagreb i institut  
Katolički bogoslovni fakultet, Zagreb – Teologija u Rijeci  
Fakultet filozofije i religijskih znanosti, Zagreb  
Filozofsko-teološki institut Družbe Isusove, Zagreb  
Sveučilišni centar za protestantsku teologiju Matija Vlačić Ilirik, Zagreb

## UMJETNIČKE AKADEMIJE

Muzička akademija, Zagreb  
Akademija likovnih umjetnosti, Zagreb  
Akademija za umjetnosti i kulturu, Osijek  
Umjetnička akademija, Split  
Akademija dramske umjetnosti, Zagreb  
Akademija primijenjenih umjetnosti, Rijeka

## LIST OF INSTITUTIONS OF HIGHER EDUCATION, 2020/2021 ACADEMIC YEAR

(continued)

Faculty of Education and Rehabilitation Sciences, Zagreb  
Faculty of Humanities and Social Sciences, Osijek  
Faculty of Humanities and Social Sciences, Rijeka  
Faculty of Humanities and Social Sciences, Split  
Faculty of Humanities and Social Sciences, Zagreb  
Faculty of Croatian Studies, Zagreb  
University Department of Forensic Sciences, Split  
University of Dubrovnik  
University North, Koprivnica  
University of Osijek  
University of Pula – Pola  
University of Rijeka  
University of Slavonski Brod  
University of Split  
University of Split – Department for Professional Courses of Study  
Vern University  
University of Zadar and Department  
Libertas International University, Zagreb  
Croatian Catholic University, Zagreb  
Catholic Theological Faculty, Đakovo  
Catholic Theological Faculty, Split  
Catholic Theological Faculty, Zagreb and Institute  
Catholic Theological Faculty, Zagreb – Theology in Rijeka  
Faculty of Philosophy and Religious Studies, Zagreb  
Institute of Philosophy of the Society of Jesus, Zagreb  
University Center for Protestant Theology Matthias Flacius Illyricus, Zagreb

## ART ACADEMIES

Academy of Music, Zagreb  
Academy of Fine Arts, Zagreb  
Academy of Arts and Culture, Osijek  
Arts Academy, Split  
Academy of Dramatic Arts, Zagreb  
Academy of Applied Arts, Rijeka

## OBJAVLJENE PUBLIKACIJE IZ PODRUČJA STATISTIKE VISOKOG OBRAZOVANJA

### I. STATISTIČKA IZVJEŠĆA

- \*32. Prihodi i rashodi škola I, II. i III. stupnja 1966. godine u SR Hrvatskoj
- \*67. Studenti 1969. – 1970.
- \*71. Razvoj školstva 1959. – 1969.
- \*90. Studenti 1970/71.
- \*111. Studenti iz SR Hrvatske prema općini stalnog boravka
- \*120. Studenti 1971./72.
- \*159. Studenti 1972./73.
- \*182. Studenti 1973./74.
- \*213. Studenti 1974./75.
- \*252. Studenti 1975./76.
- \*253. Studenti iz SR Hrvatske prema općini stalnog boravka
- \*291. Studenti 1976./77.
- \*332. Studenti 1977./78.
- \*367. Studenti 1978./79.
- \*405. Studenti 1979./80.
- \*444. Studenti 1980./81.
- \*455. Studenti iz SR Hrvatske prema općini stalnog boravka (1961./62. – 1981./82.)
- \*481. Studenti 1981./82.
- \*519. Studenti 1982./83.
- \*558. Studenti 1983./84.
- \*595. Studenti 1984./85.
- \*630. Studenti školske godine 1985./86.
- \*667. Studenti iz SR Hrvatske prema općini stalnog boravka 1985./86.
- \*669. Studenti školske godine 1986./87.
- \*715. Visoko školstvo 1987.
- \*716. Studenti školske godine 1987./88.
- \*747. Visoko školstvo 1988.
- \*756. Studenti školske godine 1988./89.
- \*768. Nastavno osoblje visokoškolskih organizacija 1987./88.
- \*790. Visoko školstvo 1989.
- \*798. Studenti školske godine 1989./90.
- \*828. Visoko školstvo 1990.
- \*834. Studenti školske godine 1990./91.
- \*866. Visoko školstvo 1991.
- \*871. Studenti školske godine 1991./92.
- \*914. Visoko školstvo 1992.
- \*920. Studenti školske godine 1992./93.
- \*947. Visoko školstvo 1993.
- \*952. Studenti školske godine 1993./94.
- \*974. Visoko školstvo 1994.
- \*985. Studenti školske godine 1994./95.
- \*1003. Visoko školstvo 1995.
- \*1010. Studenti školske godine 1995./96.
- \*1036. Visoko školstvo u 1996.
- \*1037. Studenti u školskoj godini 1996./97.
- \*1062. Visoko obrazovanje u 1997.
- \*1063. Studenti u školskoj godini 1997./98.
- \*1085. Visoko obrazovanje u 1998.
- \*1086. Studenti u školskoj godini 1998./99.
- \*1111. Visoko obrazovanje u 1999.
- \*1112. Studenti u školskoj godini 1999./2000.
- \*1142. Visoko obrazovanje u 2000.
- \*1143. Studenti u školskoj godini 2000./2001.
- \*1172. Visoko obrazovanje u 2001.
- \*1173. Studenti u školskoj godini 2001./2002.
- \*1205. Visoko obrazovanje u 2002.
- \*1206. Studenti u školskoj godini 2002./2003.
- \*1239. Visoko obrazovanje u 2003.
- \*1240. Studenti u školskoj godini 2003./2004.
- \*1271. Visoko obrazovanje u 2004.

## RELEASED PUBLICATIONS ON HIGHER EDUCATION STATISTICS

### I. STATISTICAL REPORTS

- \*32 *Revenues and Expenditure of 1<sup>st</sup>, 2<sup>nd</sup> and 3<sup>rd</sup> Level Schools in SR Croatia, 1966*
- \*67 *Students, 1969/1970*
- \*71 *Development of Education, 1959 – 1969*
- \*90 *Students, 1970/1971*
- \*111 *Students from SR Croatia by Municipality of Residence*
- \*120 *Students, 1971/1972*
- \*159 *Students, 1972/1973*
- \*182 *Students, 1973/1974*
- \*213 *Students, 1974/1975*
- \*252 *Students, 1975/1976*
- \*253 *Students from SR Croatia by Municipality of Residence*
- \*291 *Students, 1976/1977*
- \*332 *Students, 1977/1978*
- \*367 *Students, 1978/1979*
- \*405 *Students, 1979/1980*
- \*444 *Students, 1980/1981*
- \*455 *Students from SR Croatia by Municipality of Residence, (1961/1962 – 1981/1982)*
- \*481 *Students, 1981/1982*
- \*519 *Students, 1982/1983*
- \*558 *Students, 1983/1984*
- \*595 *Students, 1984/1985*
- \*630 *Students, 1985/1986 School Year*
- \*667 *Students from SR Croatia by Municipality of Residence, 1985/1986*
- \*669 *Students, 1986/1987 School Year*
- \*715 *Higher Education, 1987*
- \*716 *Students, 1987/1988 School Year*
- \*747 *Higher Education, 1988*
- \*756 *Students, 1988/1989 School Year*
- \*768 *Academic Staff in Organisations of Higher Education, 1987/1988*
- \*790 *Higher Education, 1989*
- \*798 *Students, 1989/1990 School Year*
- \*828 *Higher Education, 1990*
- \*834 *Students, 1990/1991 School Year*
- \*866 *Higher Education, 1991*
- \*871 *Students, 1991/1992 School Year*
- \*914 *Higher Education, 1992*
- \*920 *Students, 1992/1993 School Year*
- \*947 *Higher Education, 1993*
- \*952 *Students, 1993/1994 School Year*
- \*974 *Higher Education, 1994*
- \*985 *Students, 1994/1995 School Year*
- \*1003 *Higher Education, 1995*
- \*1010 *Students, 1995/1996 School Year*
- \*1036 *Higher Education, 1996*
- \*1037 *Students, 1996/1997 School Year*
- \*1062 *Higher Education, 1997*
- \*1063 *Students, 1997/1998 School Year*
- \*1085 *Higher Education, 1998*
- \*1086 *Students, 1998/1999 School Year*
- \*1111 *Higher Education, 1999*
- \*1112 *Students, 1999/2000 School Year*
- \*1142 *Higher Education, 2000*
- \*1143 *Students, 2000/2001 School Year*
- \*1172 *Higher Education, 2001*
- \*1173 *Students, 2001/2002 School Year*
- \*1205 *Higher Education, 2002*
- \*1206 *Students, 2002/2003 School Year*
- \*1239 *Higher Education, 2003*
- \*1240 *Students, 2003/2004 School Year*
- \*1271 *Higher Education, 2004*

## I. STATISTIČKA IZVJEŠĆA

(nastavak)

- \*1272. Studenti u akademskoj godini 2004./2005.
- \*1303. Visoko obrazovanje u 2005.
- \*1304. Studenti u akademskoj godini 2005./2006.
- \*1332. Visoko obrazovanje u 2006.
- \*1333. Studenti u akademskoj godini 2006./2007.
- \*1360. Visoko obrazovanje u 2007.
- \*1361. Studenti u akademskoj godini 2007./2008.
- \*1387. Visoko obrazovanje u 2008.
- \*1388. Studenti u akademskoj godini 2008./2009.
- 1415. Visoko obrazovanje u 2009.
- 1416. Studenti u akademskoj godini 2009./2010.
- 1444. Visoko obrazovanje u 2010.
- 1445. Studenti u akademskoj godini 2010./2011.
- 1472. Visoko obrazovanje u 2011.
- 1473. Studenti u akademskoj godini 2011./2012.
- 1498. Visoko obrazovanje u 2012.
- 1499. Studenti u akademskoj godini 2012./2013.
- 1522. Visoko obrazovanje u 2013.
- 1523. Studenti u akademskoj godini 2013./2014.
- 1545. Visoko obrazovanje u 2014.
- 1546. Studenti u akademskoj godini 2014./2015.
- 1570. Visoko obrazovanje u 2015.
- 1571. Studenti u akademskoj godini 2015./2016.
- 1599. Visoko obrazovanje u 2016.
- 1600. Studenti u akademskoj godini 2016./2017.
- 1621. Visoko obrazovanje u 2017.
- 1622. Studenti u akademskoj godini 2017./2018.
- 1644. Visoko obrazovanje u 2018.
- 1645. Studenti u akademskoj godini 2018./2019.
- 1665. Visoko obrazovanje u 2019.
- 1666. Studentski u akademskoj godini 2019./2020.
- 1687. Visoko obrazovanje u 2020.

## II. STUDIJE I ANALIZE

- \*2. Dr. Zora Steinman  
Visoko školstvo u NR Hrvatskoj
- \*3. Dr. Zora Steinman  
Stvarno trajanje studija na fakultetima u NR Hrvatskoj
- \*21. Dr. Zora Steinman  
Razvoj redovnog školovanja u SR Hrvatskoj  
od šk. god. 1947./48. – 1962./63.
- \*24. Stojanka Ivković  
Stvarno trajanje studija na školama trećeg stupnja  
u SR Hrvatskoj 1956. – 1963.
- \*25. Dr. Zora Steinman  
Školovanje školskog i mlađeg radnog kontingenta  
stanovništva u SR Hrvatskoj
- \*29. Dr. Zora Steinman - Stojanka Ivković  
Trajanje studija i tokovi školovanja studenata u školama  
III. stupnja u SR Hrvatskoj, razdoblje 1960. – 1967. god.
- \*38. Dr. Zora Steinman  
Metode projekcije završavanja školovanja

## III. METODOLOŠKE UPUTE

- \*40. Nacionalna standardna klasifikacija obrazovanja (NSKO)
- \*56. Polja obrazovanja i usavršavanja – Priručnik (prijevod)

## IV. IZVANREDNA IZDANJA

Međunarodna standardna klasifikacija obrazovanja ISCED 1997.

\* Rasprodano

## I. STATISTICAL REPORTS

(continued)

- \*1272 Students, 2004/2005 Academic Year
- \*1303 Higher Education, 2005
- \*1304 Students, 2005/2006 Academic Year
- \*1332 Higher Education, 2006
- \*1333 Students, 2006/2007 Academic Year
- \*1360 Higher Education, 2007
- \*1361 Students, 2007/2008 Academic Year
- \*1387 Higher Education, 2008
- \*1388 Students, 2008/2009 Academic Year
- 1415 Higher Education, 2009
- 1416 Students, 2009/2010 Academic Year
- 1444 Higher Education, 2010
- 1445 Students, 2010/2011 Academic Year
- 1472 Higher Education, 2011
- 1473 Students, 2011/2012 Academic Year
- 1498 Higher Education, 2012
- 1499 Students, 2012/2013 Academic Year
- 1522 Higher Education, 2013
- 1523 Students, 2013/2014 Academic Year
- 1545 Higher Education, 2014
- 1546 Students, 2014/2015 Academic Year
- 1570 Higher Education, 2015
- 1571 Students, 2015/2016 Academic Year
- 1599 Higher Education, 2016
- 1600 Students, 2016/2017 Academic Year
- 1621 Higher Education, 2017
- 1622 Students, 2017/2018 Academic Year
- 1644 Higher Education, 2018
- 1645 Students, 2018/2019 Academic Year
- 1665 Higher Education, 2019
- 1666 Students, 2019/2020 Academic Year
- 1687 Higher Education, 2020

## II. STUDIES AND ANALYSES

- \*2 Zora Steinman, DSc  
Higher Education in NR Croatia
- \*3 Zora Steinman, DSc  
Actual Duration of Study at Universities in NR Croatia
- \*21 Zora Steinman, DSc  
Regular Education Development in SR Croatia,  
School Years 1947/1948 – 1962/1963
- \*24 Stojanka Ivković  
Actual Study Duration at Third Level Schools  
in SR Croatia, 1956 – 1963
- \*25 Zora Steinman, DSc  
Education of School and Younger Working Population  
in SR Croatia
- \*29 Zora Steinman, DSc – Stojanka Ivković  
Study Duration and Education Flows of Third Level  
School Students in SR Croatia, 1960 – 1967
- \*38 Zora Steinman, DSc  
Projection Methods of Completing of Education

## III. METHODOLOGICAL GUIDELINES

- \*40 National Standard Classification of Education (NSKO)
- \*56 Eurostat Manual: "Fields of Education and Training" (translation)

## IV. SPECIAL EDITIONS

International Standard Classification of Education, ISCED 1997

\* Sold out